
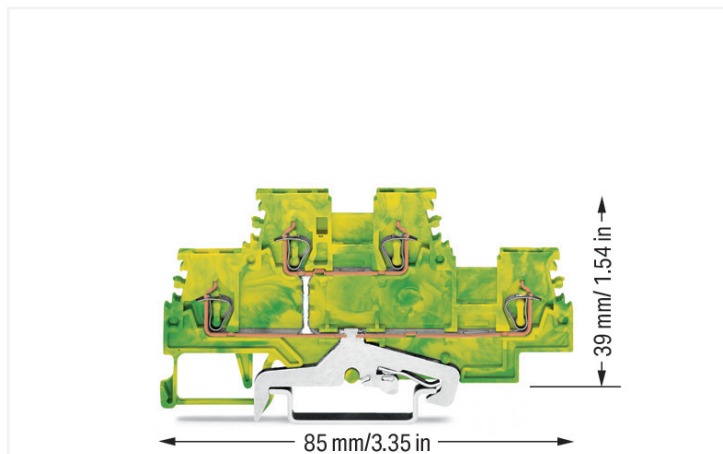


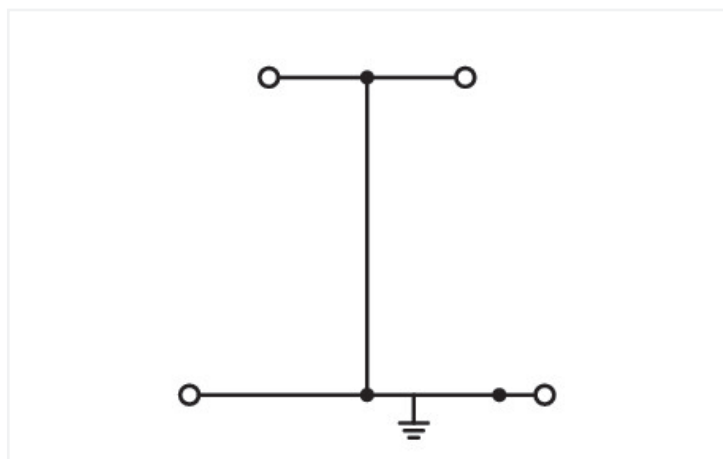
Data Sheet | Item Number: 279-507

Double-deck terminal block; 4-conductor ground terminal block; 1.5 mm²; PE; without marker carrier; internal commoning; for DIN-rail 35 x 15 and 35 x 7.5; CAGE CLAMP®; 1,50 mm²; green-yellow

<https://www.wago.com/279-507>



Color: ■ green-yellow



Similar to illustration

Electrical data

Ratings per	IEC/EN 60947-7-2		
Overvoltage category	III	III	II
Pollution degree	3	2	2
Nominal voltage	-	-	-
Rated surge voltage	-	-	-
Rated current	-	-	-

Connection data

Connection points	4
Total number of potentials	1
Number of levels	2

Connection 1

Connection technology	CAGE CLAMP®
Actuation type	Operating tool
Connectable conductor materials	Copper
Solid conductor	0.08 ... 1.5 mm ² / 28 ... 16 AWG
Fine-stranded conductor	0.08 ... 1.5 mm ² / 28 ... 16 AWG
Strip length	8 ... 9 mm / 0.31 ... 0.35 inches
Wiring direction	Front-entry wiring

Physical data

Width	4 mm / 0.157 inches
Height	85 mm / 3.346 inches
Depth from upper-edge of DIN-rail	39 mm / 1.535 inches

Mechanical data

Potential marking	PE
Design	horizontal type
Mounting type	DIN-35 rail
Marking level	Side marking

Material data

Note (material data)	Information on material specifications can be found here
Color	green-yellow
Material group	I
Insulation material	Polyamide (PA66)
Flammability class per UL94	V0
Fire load	0.138 MJ
Weight	11.6 g

Environmental requirements

Processing temperature	-35 ... +85 °C
Continuous operating temperature	-60 ... +105 °C

Commercial data

Product Group	1 (Rail Mounted Terminal Blocks)
eCl@ss 10.0	27-14-11-41
eCl@ss 9.0	27-14-11-41
ETIM 8.0	EC000901
ETIM 7.0	EC000901
PU (SPU)	50 pcs
Packaging type	Box
Country of origin	CN
GTIN	4050821227267
Customs tariff number	85369010000

Environmental Product Compliance

CAS-No.	7439-92-1
REACH Candidate List Substance	Lead
RoHS Compliance Status	Compliant,With Exemption
RoHS Exemption	6(c) 7(a) 7(c)-I 7(c)-II
SCIP notification number (Austria)	a25efc0d-a16d-46f3-a1f0-1cc03e3c4058
SCIP notification number (Belgium)	a82d8fcf-4f12-4527-b8f7-fe9b1198d331
SCIP notification number (Bulgaria)	669c6c34-455f-4218-bc9d-57329e7d4664
SCIP notification number (Czech Republic)	56bca290-2117-416b-bb6e-270de8bb6cbf
SCIP notification number (Denmark)	d2165be0-7b3a-435b-9a4c-71d4ceb1271c
SCIP notification number (Finland)	23526e9f-7db3-44a0-b0fd-fcde70e10185
SCIP notification number (France)	d6e11359-39e7-4939-9b67-60f4479b0e5c
SCIP notification number (Germany)	0cf73974-2ead-42f1-b08c-12d3a188b576

Environmental Product Compliance

SCIP notification number (Hungary)	0c442a85-090c-4306-a921-5d1ee5593239
SCIP notification number (Italy)	a5c298e0-45f2-470e-850d-f105de448ca1
SCIP notification number (Netherlands)	0adfb67b-1da8-441e-86f1-0e6aa7bc85da
SCIP notification number (Poland)	8cad0107-ee11-4e90-b767-53533e316003
SCIP notification number (Romania)	5d657377-53d4-46b3-8047-625bf5661b1e
SCIP notification number (Sweden)	06748458-901b-4e8a-83a7-d007f5669b2f

Approvals / Certificates

General approvals



Approval	Standard	Certificate Name
CCA DEKRA Certification B.V.	EN 60947	NTR NL-7081
CSA DEKRA Certification B.V.	C22.2 No. 158	70133738
KEMA/KEUR DEKRA Certification B.V.	EN 60947	2160584.04
UL Underwriters Laboratories Inc.	UL 1059	E45172

Declarations of conformity and manufacturer's declarations

Approval	Standard	Certificate Name
EU-Declaration of Confor- mity WAGO GmbH & Co. KG	-	-
UK-Declaration of Confor- mity WAGO GmbH & Co. KG	-	-

Approvals for marine applications



Approval	Standard	Certificate Name
ABS American Bureau of Ship- ping	-	20-HG1941090-PDA
DNV GL Det Norske Veritas, Ger- manischer Lloyd	-	TAE00001V2

Downloads

Environmental Product Compliance

Compliance Search
Environmental Product Compliance 279-507

Documentation

Additional Information

Technical Section	pdf 2240.62 KB	↓
-------------------	-------------------	-------------------

Bid Text

279-507	19.02.2019	xml 3.11 KB	↓
279-507	28.02.2017	doc 24.00 KB	↓

CAD/CAE-Data

CAD data

2D/3D Models 279-507	↓
----------------------	-------------------

CAE data

EPLAN Data Portal 279-507	↓
WSCAD Universe 279-507	↓
ZUKEN Portal 279-507	↓

1 Compatible Products

1.1 Required Accessories

1.1.1 End plate

1.1.1.1 End plate



Item No.: 279-518
End and intermediate plate; 2 mm thick; gray

Item No.: 279-519
End and intermediate plate; 2 mm thick; orange

1.2 Optional Accessories

1.2.1 DIN-rail

1.2.1.1 Mounting accessories



Item No.: 210-196
Aluminum carrier rail; 35 x 8.2 mm; 1.6 mm thick; 2 m long; unslotted; similar to EN 60715; silver-colored



Item No.: 210-198
Copper carrier rail; 35 x 15 mm; 2.3 mm thick; 2 m long; unslotted; according to EN 60715; copper-colored



Item No.: 210-508
Steel carrier rail; 35 x 15 mm; 1.5 mm thick; 2 m long; slotted; galvanized; similar to EN 60715; silver-colored



Item No.: 210-197
Steel carrier rail; 35 x 15 mm; 1.5 mm thick; 2 m long; slotted; similar to EN 60715; silver-colored



Item No.: 210-506
Steel carrier rail; 35 x 15 mm; 1.5 mm thick; 2 m long; unslotted; galvanized; similar to EN 60715; silver-colored



Item No.: 210-114
Steel carrier rail; 35 x 15 mm; 1.5 mm thick; 2 m long; unslotted; similar to EN 60715; silver-colored



Item No.: 210-118
Steel carrier rail; 35 x 15 mm; 2.3 mm thick; 2 m long; unslotted; according to EN 60715; silver-colored



Item No.: 210-115
Steel carrier rail; 35 x 7.5 mm; 1 mm thick; 2 m long; slotted; according to EN 60715; "Hole width 18 mm; silver-colored



Item No.: 210-112
Steel carrier rail; 35 x 7.5 mm; 1 mm thick; 2 m long; slotted; according to EN 60715; "Hole width 25 mm; silver-colored



Item No.: 210-504
Steel carrier rail; 35 x 7.5 mm; 1 mm thick; 2 m long; slotted; galvanized; according to EN 60715; silver-colored



Item No.: 210-113
Steel carrier rail; 35 x 7.5 mm; 1 mm thick; 2 m long; unslotted; according to EN 60715; silver-colored



Item No.: 210-505
Steel carrier rail; 35 x 7.5 mm; 1 mm thick; 2 m long; unslotted; galvanized; according to EN 60715; silver-colored

1.2.2 Ferrule

1.2.2.1 Ferrule



Item No.: 216-301

Ferrule; Sleeve for 0.25 mm² / AWG 24; insulated; electro-tin plated; yellow



Item No.: 216-302

Ferrule; Sleeve for 0.34 mm² / 22 AWG; insulated; electro-tin plated; light turquoise



Item No.: 216-201

Ferrule; Sleeve for 0.5 mm² / 20 AWG; insulated; electro-tin plated; white



Item No.: 216-101

Ferrule; Sleeve for 0.5 mm² / AWG 22; un-insulated; electro-tin plated; silver-colored



Item No.: 216-202

Ferrule; Sleeve for 0.75 mm² / 18 AWG; un-insulated; electro-tin plated; gray



Item No.: 216-102

Ferrule; Sleeve for 0.75 mm² / AWG 20; un-insulated; electro-tin plated; silver-colored



Item No.: 216-203

Ferrule; Sleeve for 1 mm² / AWG 18; un-insulated; electro-tin plated; red



Item No.: 216-103

Ferrule; Sleeve for 1 mm² / AWG 18; un-insulated; electro-tin plated

1.2.3 Installation

1.2.3.1 Cover



Item No.: 709-154

Cover; Type 2; suitable for cover carrier, type 2; 1 m long; transparent

1.2.3.2 Cover carrier



Item No.: 709-168

Cover carrier; Type 2; incl. fixing/retaining screws and knurled nut; suitable for 283 to 285 Series rail-mounted terminal blocks; suitable for 279 to 281 Series double- and triple-deck terminal blocks; suitable for 780 to 785, 775, 776 and 777 Series TOP-JOB® rail-mounted terminal blocks; suitable for 280 Series sensor and actuator terminal blocks; suitable for 282 Series disconnect/test terminal blocks for transformer circuits; gray

1.2.3.3 Mounting accessories



Item No.: 209-106

Mounting carrier; for isolated mounting on DIN 35 rails; gray



Item No.: 249-116

Screwless end stop; 6 mm wide; for DIN-rail 35 x 15 and 35 x 7.5; gray

1.2.4 Insulation stop

1.2.4.1 Insulation stop



Item No.: 279-470

Insulation stop; 0.08 - 0.2 mm² "s" (0.14 mm² "f-st"); 5 pieces/strip; white



Item No.: 279-471

Insulation stop; 0.25 mm²; 5 pieces/strip; dark gray

1.2.5 Jumper

1.2.5.1 Jumper



[Item No.: 279-490](#)
Jumper; 10-way; insulated; gray



[Item No.: 279-482](#)
Jumper; 2-way; insulated; gray



[Item No.: 279-492](#)
Jumper; 2-way; insulated; gray



[Item No.: 279-483](#)
Jumper; 3-way; insulated; gray



[Item No.: 279-402](#)
Jumper; insulated; gray



[Item No.: 279-409](#)
Jumper; insulated; gray



[Item No.: 279-422](#)
Jumper; insulated; yellow-green

1.2.6 Marking

1.2.6.1 Double marker carrier



[Item No.: 209-128](#)
Adaptor; gray

1.2.6.2 Group marker carrier



[Item No.: 209-140](#)
Group marker carrier; gray



[Item No.: 209-141](#)
Group marker carrier; gray



[Item No.: 209-142](#)
Group marker carrier; gray



[Item No.: 249-105](#)
Group marker carrier; gray

1.2.6.3 Marker



[Item No.: 793-4501/000-006](#)
WMB marking card; as card; stretchable 4 - 4.2 mm; plain; snap-on type; blue



[Item No.: 793-4501/000-007](#)
WMB marking card; as card; stretchable 4 - 4.2 mm; plain; snap-on type; gray



[Item No.: 793-4501/000-023](#)
WMB marking card; as card; stretchable 4 - 4.2 mm; plain; snap-on type; green



[Item No.: 793-4501/000-017](#)
WMB marking card; as card; stretchable 4 - 4.2 mm; plain; snap-on type; light green



[Item No.: 793-4501/000-012](#)
WMB marking card; as card; stretchable 4 - 4.2 mm; plain; snap-on type; orange



[Item No.: 793-4501/000-005](#)
WMB marking card; as card; stretchable 4 - 4.2 mm; plain; snap-on type; red



[Item No.: 793-4501/000-024](#)
WMB marking card; as card; stretchable 4 - 4.2 mm; plain; snap-on type; violet



[Item No.: 793-4501](#)
WMB marking card; as card; stretchable 4 - 4.2 mm; plain; snap-on type; white



[Item No.: 793-4501/000-002](#)
WMB marking card; as card; stretchable 4 - 4.2 mm; plain; snap-on type; yellow



[Item No.: 2009-114/000-006](#)
WMB-Inline; for Smart Printer; 2000 pieces on roll; stretchable 4 - 4.2 mm; plain; snap-on type; blue



[Item No.: 2009-114/000-007](#)
WMB-Inline; for Smart Printer; 2000 pieces on roll; stretchable 4 - 4.2 mm; plain; snap-on type; gray



[Item No.: 2009-114/000-023](#)
WMB-Inline; for Smart Printer; 2000 pieces on roll; stretchable 4 - 4.2 mm; plain; snap-on type; green



[Item No.: 2009-114/000-012](#)
WMB-Inline; for Smart Printer; 2000 pieces on roll; stretchable 4 - 4.2 mm; plain; snap-on type; orange



[Item No.: 2009-114/000-005](#)
WMB-Inline; for Smart Printer; 2000 pieces on roll; stretchable 4 - 4.2 mm; plain; snap-on type; red



[Item No.: 2009-114/000-024](#)
WMB-Inline; for Smart Printer; 2000 pieces on roll; stretchable 4 - 4.2 mm; plain; snap-on type; violet



[Item No.: 2009-114](#)
WMB-Inline; for Smart Printer; 2000 pieces on roll; stretchable 4 - 4.2 mm; plain; snap-on type; white



[Item No.: 2009-114/000-002](#)
WMB-Inline; for Smart Printer; 2000 pieces on roll; stretchable 4 - 4.2 mm; plain; snap-on type; yellow

1.2.6.4 Marker carrier



Item No.: 279-529

Adaptor; gray

1.2.7 Protective warning marker

1.2.7.1 Cover



Item No.: 279-415

Protective warning marker; 5-pole; with high-voltage symbol, black; yellow

1.2.8 Push-in type wire jumper

1.2.8.1 Jumper



Item No.: 249-126

Push-in type wire jumper; 0.75 mm²; insulated; 110 mm long; black



Item No.: 249-123

Push-in type wire jumper; 0.75 mm²; insulated; 180 mm long; black



Item No.: 249-127

Push-in type wire jumper; 0.75 mm²; insulated; 250 mm long; black



Item No.: 249-125

Push-in type wire jumper; insulated; 60 mm long; black

1.2.9 Test and measurement

1.2.9.1 Testing accessories



Item No.: 280-404

Test plug adapter; 5 mm wide; for test plug (2.3 mm Ø); suitable for 1.5 mm² - 4 mm² tbs; gray



Item No.: 209-170

Test plug adapter; 8.3 mm wide; for 4 mm Ø test plugs; suitable for 1.5 mm² - 10 mm² tbs; gray

1.2.10 Tool

1.2.10.1 Operating tool



Item No.: 210-719

Operating tool; Blade: 2.5 x 0.4 mm; with a partially insulated shaft



Item No.: 210-648

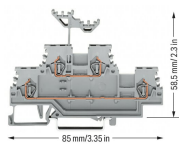
Operating tool; Blade: 2.5 x 0.4 mm; with a partially insulated shaft; angled; short



Item No.: 210-647

Operating tool; Blade: 2.5 x 0.4 mm; with a partially insulated shaft; multicoloured

Installation Notes



Double-deck marker carrier
(height including marker carrier)