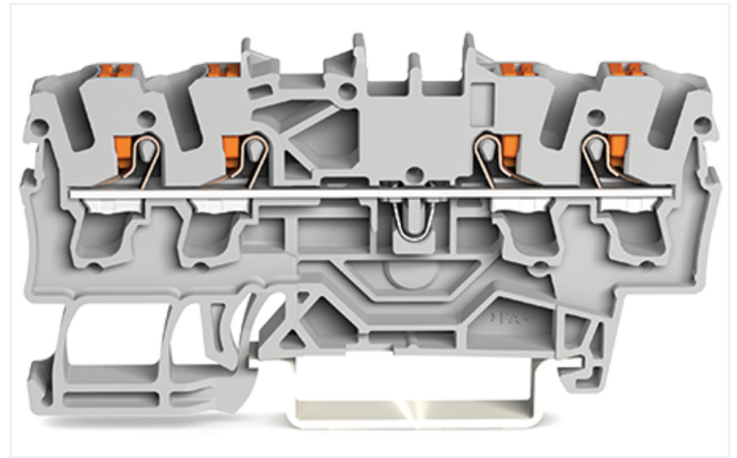
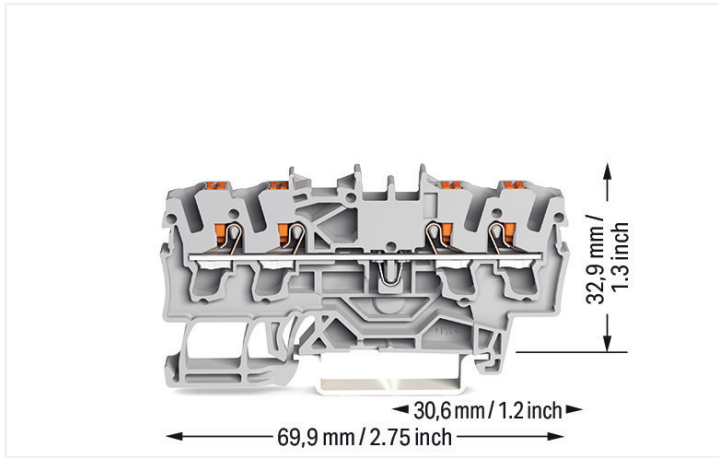


## Data Sheet | Item Number: 2202-1406

4-conductor through terminal block; with push-button; 2.5 mm<sup>2</sup>; with test port; suitable for Ex e II applications; side and center marking; for DIN-rail 35 x 15 and 35 x 7.5; Push-in CAGE CLAMP®; 2,50 mm<sup>2</sup>; yellow

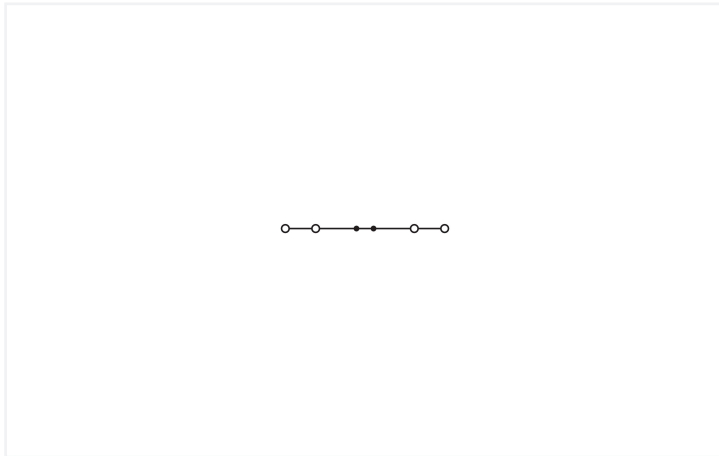
<https://www.wago.com/2202-1406>



Color: ■ yellow

Similar to illustration

Similar to illustration



Similar to illustration

### Through terminal block, 2202 Series, yellow

Quick and easy connections are guaranteed with this through terminal block (item number 2202-1406). Strip lengths must be between 10 and 12 mm when connecting conductors to this through terminal block. Whether for industrial or building applications, you can use our through terminal blocks to connect electrical conductors quickly and safely. We offer variants for both classic through-wiring and potential distribution. This product features conductor terminals and utilizes Push-in CAGE CLAMP®. Push-in CAGE CLAMP® technology provides a universal connection solution for any type of conductor. It allows both solid and fine-stranded conductors with ferrules to be inserted directly into the clamping point without the need for tools. Dimensions: (5.2 x 69.9 x 39.5) mm (width x height x depth). This through terminal block is suitable for conductor cross sections ranging from 0.25 mm<sup>2</sup> to 4 mm<sup>2</sup>.

This through rail-mount terminal block is operated with a push-button. Our TOPJOB® S rail-mount terminal blocks offer more than just secure electrical connections in all kinds of industrial applications and modern building installations. They also offer the perfect solution for every application: lever, push-button, or operating slot. This product is designed for specific Ex applications (please refer to the product datasheet).

## Electrical data

| Ratings per   | IEC/EN 60947-7-1 |     |    |
|---|------------------|-----|----|
| Overvoltage category                                      | III              | III | II |
| Pollution degree  | 3                | 2   | 2  |
| Nominal voltage   | 800 V            | -   | -  |
| Rated impulse withstand voltage                           | 8 kV             | -   | -  |
| Rated current   | 24 A             | -   | -  |
| Current at conductor cross-section (max.) mm <sup>2</sup> | 32 A             | -   | -  |

| Approvals per | UL 1059 |       |   |
|---------------|---------|-------|---|
| Use group     | B       | C     | D |
| Rated voltage | 600 V   | 600 V | - |
| Rated current | 20 A    | 20 A  | - |

| Approvals per | CSA 22.2 No 158 |       |   |
|---------------|-----------------|-------|---|
| Use group     | B               | C     | D |
| Rated voltage | 600 V           | 600 V | - |
| Rated current | 20 A            | 20 A  | - |

| Ex information                      |   |
|-------------------------------------|---|
| Reference to hazardous areas        | See "Downloads – Documentation – Additional Information: Technical Section; Technical Explications" |
| Ratings per                         | ATEX: PTB 18 ATEX 1005 U / IECEx: PTB 18.0012U (Ex eb IIC Gb)                                       |
| Rated voltage EN (Ex e II)          | 550 V   |
| Rated current (Ex e II)             | 22 A  |
| Rated current (Ex e II) with jumper | 20 A  |

| Power Loss   |                  |
|--|------------------|
| Power loss, per pole (potential)                             | 0.7661 W         |
| Rated current $I_N$ for power loss specification             | 24 A             |
| Resistance value for specified, current-dependent power loss | 0.00133 $\Omega$ |

| General information |                    |
|---------------------|--------------------|
| Wiring direction    | Front-entry wiring |

## Connection Data

|                            |   |
|----------------------------|---|
| Clamping units             | 4 |
| Total number of potentials | 1 |
| Number of levels           | 1 |
| Number of jumper slots     | 2 |

| Connection 1   |   |
|--|---|
| Connection technology                                      | Push-in CAGE CLAMP®   |
| Actuation type   | Push-button   |
| Connectable conductor materials                            | Copper  |
| Nominal cross-section                                      | 2.5 mm <sup>2</sup>   |
| Solid conductor  | 0.25 ... 4 mm <sup>2</sup> / 22 ... 12 AWG  |
| Solid conductor; push-in termination                       | 0.75 ... 4 mm <sup>2</sup> / 18 ... 12 AWG  |
| Fine-stranded conductor                                    | 0.25 ... 4 mm <sup>2</sup> / 22 ... 12 AWG  |
| Fine-stranded conductor; with insulated ferrule            | 0.25 ... 2.5 mm <sup>2</sup> / 22 ... 14 AWG  |
| Fine-stranded conductor; with ferrule; push-in termination | 1 ... 2.5 mm <sup>2</sup> / 18 ... 14 AWG   |
| Note (conductor cross-section)                             | Depending on the conductor characteristic, a conductor with a smaller cross-section can also be inserted via push-in termination. |
| Strip length   | 10 ... 12 mm / 0.39 ... 0.47 inches   |
| Wiring direction   | Front-entry wiring  |

### Physical data

|                                   |                        |
|-----------------------------------|------------------------|
| Width                             | 5.2 mm / 0.205 inches  |
| Height                            | 69.9 mm / 2.752 inches |
| Depth from upper-edge of DIN-rail | 32.9 mm / 1.295 inches |
| Depth                             | 39.5 mm / 1.555 inches |

### Mechanical data

|               |                     |
|---------------|---------------------|
| Mounting type | DIN-35 rail         |
| Marking level | Center/side marking |

### Material data

|                                    |  |
|------------------------------------|--|
| Note (material data)               | <a href="#">Information on material specifications can be found here</a> |
| Color                              | yellow   |
| Material group                     | I  |
| Insulation material (main housing) | Polyamide (PA66)   |
| Flammability class per UL94        | V0   |
| Fire load                          | 0.188 MJ   |
| Actuator color                     | orange   |
| Weight                             | 7.8 g  |

### Environmental requirements

|                                  |                 |
|----------------------------------|-----------------|
| Processing temperature           | -35 ... +85 °C  |
| Continuous operating temperature | -60 ... +105 °C |

### Environmental Testing

|   |   |
|---|---|
| Test specification:<br>Railway applications –<br>Rolling stock –<br>Electronic equipment            | DIN EN 50155 (VDE 0115-200):2022-06                 |
| Test procedure:<br>Railway applications –<br>Rolling stock equipment –<br>Vibration and shock tests | DIN EN 61373 (VDE 0115-0106):2011-04                |
| Spectrum/Mounting location  | Service life test, Category 1, Class A/B            |
| Functional test with noise-like oscillations  | Test passed according to Section 8 of the standard  |
| Frequency   | $f_1 = 5 \text{ Hz}$ to $f_2 = 150 \text{ Hz}$      |
| Acceleration  | 0.101g (highest test level used for all axes)       |
| Test duration per axis  | 10 min.   |
| Test directions   | X, Y and Z axes                                     |
| Monitoring of contact faults and interruptions  | Passed  |
| Voltage drop measurement before and after each axis   | Passed  |
| Simulated service life test through increased levels of noise-like oscillations                     | Test passed according to Section 9 of the standard  |
| Frequency   | $f_1 = 5 \text{ Hz}$ to $f_2 = 150 \text{ Hz}$      |
| Acceleration  | 0.572g (highest test level used for all axes)       |
| Test duration per axis  | 5 h   |
| Test directions   | X, Y and Z axes                                     |
| Extended testing: Monitoring of contact faults and interruptions                                    | Passed  |
| Extended testing: Voltage drop measurement before and after each axis                               | Passed  |
| Shock test  | Test passed according to Section 10 of the standard |
| Shock pulse form  | Half sine   |
| Acceleration  | 5g (highest test level used for all axes)           |
| Shock duration  | 30 ms   |

### Environmental Testing

|   |                   |
|---|-------------------|
| Number of shocks (per axis)   | 3 pos. und 3 neg. |
| Test directions   | X, Y and Z axes   |
| Extended testing: Monitoring of contact faults and interruptions      | Passed            |
| Extended testing: Voltage drop measurement before and after each axis | Passed            |
| Vibration and shock stress for rolling stock equipment                | Passed            |

### Commercial data

|                       |               |
|-----------------------|---------------|
| PU (SPU)              | 100 pcs       |
| Packaging type        | Box           |
| Country of origin     | DE            |
| GTIN                  | 4066966266443 |
| Customs tariff number | 8536901000    |

### Product Classification

|           |                      |
|-----------|----------------------|
| UNSPSC    | 39121410             |
| ETIM 9.0  | EC000897             |
| ETIM 10.0 | EC000897             |
| ECCN      | NO US CLASSIFICATION |

### Environmental Product Compliance

|                        |                         |
|------------------------|-------------------------|
| RoHS Compliance Status | Compliant, No Exemption |
|------------------------|-------------------------|

### Approvals / Certificates

#### General approvals



| Approval                              | Standard | Certificate Name                    |
|---------------------------------------|----------|-------------------------------------|
| CCA<br>DEKRA Certification B.V.       | EN 60947 | NTR NL-7950                         |
| CSA<br>DEKRA Certification B.V.       | C22.2    | 70173745                            |
| DEKRA<br>DEKRA Certification B.V.     | EN 60947 | 71-147887                           |
| KEMA/KEUR<br>DEKRA Certification B.V. | EN 60947 | 71-137338                           |
| UL<br>Underwriters Laboratories Inc.  | UL 1059  | UL-CA-<br>L45172-6189178-11508102-1 |

#### Declarations of conformity and manufacturer's declarations



| Approval   | Standard | Certificate Name |
|--|----------|------------------|
| ATEX-Attestation of Conformity<br>WAGO GmbH & Co. KG | -        | -                |
| EU-Declaration of Conformity<br>WAGO GmbH & Co. KG   | -        | -                |
| Railway<br>WAGO GmbH & Co. KG                        | -        | Z00004404.000    |
| UK-Declaration of Conformity<br>WAGO GmbH & Co. KG   | -        | -                |

#### Approvals for marine applications



| Approval                           | Standard  | Certificate Name |
|------------------------------------|-----------|------------------|
| ABS<br>American Bureau of Shipping | -         | 24-0095985-PDA   |
| BV<br>Bureau Veritas S.A.          | IEC 60947 | 58186/A0 BV      |

#### Approvals for marine applications

|  |   |            |
|--|---|------------|
| DNV GL<br>Det Norske Veritas, Germanischer Lloyd | - | TAE00003JT |
| LR<br>Lloyds Register                            | - | 19/20050   |

Approvals for hazardous areas



| Approval  | Standard    | Certificate Name   |
|---|-------------|--|
| AEx<br>Underwriters Laboratories<br>Inc.          | UL 60079    | E185892 (AEx eb IIC resp.<br>Ex eb IIC)                              |
| ATEX<br>Physikalisch Technische<br>Bundesanstalt  | IEC 60079-0 | PTB 18 ATEX 1005 U (II 2<br>G Ex eb IIC Gb bzw. I M 2<br>Ex eb I Mb) |
| IECEX<br>Physikalisch Technische<br>Bundesanstalt | IEC 60079   | IECEX PTB 18.0012U (Ex<br>eb IIC Gb and Ex eb I Mb)                  |

Downloads

Environmental Product Compliance

| Compliance Search                             |
|---|
| Environmental Product<br>Compliance 2202-1406 |

CAD/CAE-Data

| CAD data                  |
|---------------------------|
| 2D/3D Models<br>2202-1406 |

1 Compatible Products

1.1 Required Accessories

1.1.1 End plate

1.1.1.1 End plate



**Item No.: 2002-1491**  
End and intermediate plate; 0.8 mm thick;  
gray

**Item No.: 2002-1492**  
End and intermediate plate; 0.8 mm thick;  
orange

**Item No.: 209-191**  
Separator for Ex e/Ex i applications; 3 mm  
thick; 120 mm wide; orange

1.2 Optional Accessories

1.2.1 DIN-rail

1.2.1.1 Mounting accessories



**Item No.: 210-196**  
Aluminum carrier rail; 35 x 8.2 mm; 1.6 mm  
thick; 2 m long; unslotted; similar to EN  
60715; silver-colored

**Item No.: 210-198**  
Copper carrier rail; 35 x 15 mm; 2.3 mm  
thick; 2 m long; unslotted; according to  
EN 60715; copper-colored

**Item No.: 210-508**  
Steel carrier rail; 35 x 15 mm; 1.5 mm  
thick; 2 m long; slotted; galvanized; simi-  
lar to EN 60715; silver-colored

**Item No.: 210-197**  
Steel carrier rail; 35 x 15 mm; 1.5 mm  
thick; 2 m long; slotted; similar to EN  
60715; silver-colored

### 1.2.1.1 Mounting accessories



**Item No.: 210-506**

Steel carrier rail; 35 x 15 mm; 1.5 mm thick; 2 m long; unslotted; galvanized; similar to EN 60715; silver-colored



**Item No.: 210-114**

Steel carrier rail; 35 x 15 mm; 1.5 mm thick; 2 m long; unslotted; similar to EN 60715; silver-colored



**Item No.: 210-118**

Steel carrier rail; 35 x 15 mm; 2.3 mm thick; 2 m long; unslotted; according to EN 60715; silver-colored



**Item No.: 210-115**

Steel carrier rail; 35 x 7.5 mm; 1 mm thick; 2 m long; slotted; according to EN 60715; "Hole width 18 mm; silver-colored



**Item No.: 210-112**

Steel carrier rail; 35 x 7.5 mm; 1 mm thick; 2 m long; slotted; according to EN 60715; "Hole width 25 mm; silver-colored



**Item No.: 210-504**

Steel carrier rail; 35 x 7.5 mm; 1 mm thick; 2 m long; slotted; galvanized; according to EN 60715; silver-colored



**Item No.: 210-113**

Steel carrier rail; 35 x 7.5 mm; 1 mm thick; 2 m long; unslotted; according to EN 60715; silver-colored



**Item No.: 210-505**

Steel carrier rail; 35 x 7.5 mm; 1 mm thick; 2 m long; unslotted; galvanized; according to EN 60715; silver-colored

### 1.2.2 End plate

#### 1.2.2.1 End plate



**Item No.: 2002-1493**

Separator plate; 2 mm thick; oversized; gray



**Item No.: 2002-1494**

Separator plate; 2 mm thick; oversized; orange

### 1.2.3 Ferrule

#### 1.2.3.1 Ferrule



**Item No.: 216-241**

Ferrule; Sleeve for 0.5 mm<sup>2</sup> / 20 AWG; insulated; electro-tin plated; electrolytic copper; gastight crimped; acc. to DIN 46228, Part 4/09.90; white



**Item No.: 216-242**

Ferrule; Sleeve for 0.75 mm<sup>2</sup> / 18 AWG; insulated; electro-tin plated; electrolytic copper; gastight crimped; acc. to DIN 46228, Part 4/09.90; gray



**Item No.: 216-262**

Ferrule; Sleeve for 0.75 mm<sup>2</sup> / 18 AWG; insulated; electro-tin plated; electrolytic copper; gastight crimped; acc. to DIN 46228, Part 4/09.90; gray



**Item No.: 216-243**

Ferrule; Sleeve for 1 mm<sup>2</sup> / AWG 18; insulated; electro-tin plated; electrolytic copper; gastight crimped; acc. to DIN 46228, Part 4/09.90; red



**Item No.: 216-263**

Ferrule; Sleeve for 1 mm<sup>2</sup> / AWG 18; insulated; electro-tin plated; electrolytic copper; gastight crimped; acc. to DIN 46228, Part 4/09.90; red



**Item No.: 216-244**

Ferrule; Sleeve for 1.5 mm<sup>2</sup> / AWG 16; insulated; electro-tin plated; electrolytic copper; gastight crimped; acc. to DIN 46228, Part 4/09.90; black



**Item No.: 216-264**

Ferrule; Sleeve for 1.5 mm<sup>2</sup> / AWG 16; insulated; electro-tin plated; electrolytic copper; gastight crimped; acc. to DIN 46228, Part 4/09.90; black



**Item No.: 216-246**

Ferrule; Sleeve for 2.5 mm<sup>2</sup> / AWG 14; insulated; electro-tin plated; electrolytic copper; gastight crimped; acc. to DIN 46228, Part 4/09.90; blue



**Item No.: 216-266**

Ferrule; Sleeve for 2.5 mm<sup>2</sup> / AWG 14; insulated; electro-tin plated; electrolytic copper; gastight crimped; acc. to DIN 46228, Part 4/09.90; blue

### 1.2.4 Installation

#### 1.2.4.1 Cover



**Item No.: 709-156**

Cover; Type 3; suitable for cover carrier, type 3; 1 m long; transparent

1.2.4.2 Cover carrier



**Item No.: 709-169**

Cover carrier; Type 3; incl. fixing/retaining screws and knurled nut; suitable for 279 to 282 and 880 Series rail-mounted terminal blocks; suitable for 264 Series miniature rail-mounted terminal blocks; suitable for 270 Series sensor and actuator terminal blocks; gray

1.2.5 Insulation stop

1.2.5.1 Insulation stop



**Item No.: 2002-171**

Insulation stop; 0.25 - 0.5 mm<sup>2</sup>; 5 pieces/strip; light gray



**Item No.: 2002-172**

Insulation stop; 0.75 - 1 mm<sup>2</sup>; 5 pieces/strip; dark gray

1.2.6 Jumper

1.2.6.1 Jumper



**Item No.: 2002-400**

Continuous jumper; 2-way; insulated; light gray



**Item No.: 2002-413**

Continuous jumper; 3-way; insulated; light gray



**Item No.: 2002-415**

Continuous jumper; 5-way; insulated; light gray



**Item No.: 2002-423/000-006**

Continuous jumper; from 1 to 3; insulated; blue



**Item No.: 2002-423**

Continuous jumper; from 1 to 3; insulated; light gray



**Item No.: 2002-423/000-005**

Continuous jumper; from 1 to 3; insulated; red



**Item No.: 2002-424/000-006**

Continuous jumper; from 1 to 4; insulated; blue



**Item No.: 2002-424**

Continuous jumper; from 1 to 4; insulated; light gray



**Item No.: 2002-424/000-005**

Continuous jumper; from 1 to 4; insulated; red



**Item No.: 2002-406/020-000**

Delta jumper; insulated; light gray



**Item No.: 2002-410/000-006**

Jumper; 10-way; insulated; blue



**Item No.: 2002-410**

Jumper; 10-way; insulated; light gray



**Item No.: 2002-410/000-005**

Jumper; 10-way; insulated; red



**Item No.: 2002-402/000-006**

Jumper; 2-way; insulated; blue



**Item No.: 2002-402**

Jumper; 2-way; insulated; light gray



**Item No.: 2002-402/000-005**

Jumper; 2-way; insulated; red



**Item No.: 2002-403/000-006**

Jumper; 3-way; insulated; blue



**Item No.: 2002-403**

Jumper; 3-way; insulated; light gray



**Item No.: 2002-403/000-005**

Jumper; 3-way; insulated; red



**Item No.: 2002-404/000-006**

Jumper; 4-way; insulated; blue



**Item No.: 2002-404**

Jumper; 4-way; insulated; light gray



**Item No.: 2002-404/000-005**

Jumper; 4-way; insulated; red



**Item No.: 2002-405/000-006**

Jumper; 5-way; insulated; blue



**Item No.: 2002-405**

Jumper; 5-way; insulated; light gray



**Item No.: 2002-405/000-005**

Jumper; 5-way; insulated; red



**Item No.: 2002-406/000-006**

Jumper; 6-way; insulated; blue



**Item No.: 2002-406**

Jumper; 6-way; insulated; light gray



**Item No.: 2002-406/000-005**

Jumper; 6-way; insulated; red



**Item No.: 2002-407/000-006**

Jumper; 7-way; insulated; blue



**Item No.: 2002-407**

Jumper; 7-way; insulated; light gray



**Item No.: 2002-407/000-005**

Jumper; 7-way; insulated; red



**Item No.: 2002-408/000-006**

Jumper; 8-way; insulated; blue



**Item No.: 2002-408**

Jumper; 8-way; insulated; light gray



**Item No.: 2002-408/000-005**

Jumper; 8-way; insulated; red



**Item No.: 2002-409/000-006**






























Jumper; 9-way; insulated; blue



**Item No.: 2002-409**




Jumper; 9-way; insulated; light gray

1.2.6.1 Jumper









|   |   |  |   |
|---|---|--|---|
| <br><b>Item No.: 2002-409/000-005</b><br>Jumper; 9-way; insulated; red                               | <br><b>Item No.: 2002-440</b><br>Jumper; from 1 to 10; insulated; light gray               | <br><b>Item No.: 2002-433</b><br>Jumper; from 1 to 3; insulated; light gray  | <br><b>Item No.: 2002-434</b><br>Jumper; from 1 to 4; insulated; light gray  |
| <br><b>Item No.: 2002-435</b><br>Jumper; from 1 to 5; insulated; light gray                          | <br><b>Item No.: 2002-436</b><br>Jumper; from 1 to 6; insulated; light gray                | <br><b>Item No.: 2002-437</b><br>Jumper; from 1 to 7; insulated; light gray  | <br><b>Item No.: 2002-438</b><br>Jumper; from 1 to 8; insulated; light gray  |
| <br><b>Item No.: 2002-439</b><br>Jumper; from 1 to 9; insulated; light gray                          | <br><b>Item No.: 2002-480</b><br>Staggered jumper; 10-way; insulated; light gray           | <br><b>Item No.: 2002-481</b><br>Staggered jumper; 11-way; insulated; light gray   | <br><b>Item No.: 2002-482</b><br>Staggered jumper; 12-way; insulated; light gray   |
| <br><b>Item No.: 2002-473/011-000</b><br>Staggered jumper; 2-way; from 1 to 3; insulated; light gray | <br><b>Item No.: 2002-472</b><br>Staggered jumper; 2-way; insulated; light gray            | <br><b>Item No.: 2002-473</b><br>Staggered jumper; 3-way; insulated; light gray  | <br><b>Item No.: 2002-475/011-000</b><br>Staggered jumper; 3-way; insulated; light gray  |
| <br><b>Item No.: 2002-474</b><br>Staggered jumper; 4-way; insulated; light gray                      | <br><b>Item No.: 2002-475</b><br>Staggered jumper; 5-way; insulated; light gray            | <br><b>Item No.: 2002-476</b><br>Staggered jumper; 6-way; insulated; light gray  | <br><b>Item No.: 2002-477</b><br>Staggered jumper; 7-way; insulated; light gray  |
| <br><b>Item No.: 2002-478</b><br>Staggered jumper; 8-way; insulated; light gray                      | <br><b>Item No.: 2002-479</b><br>Staggered jumper; 9-way; insulated; light gray            | <br><b>Item No.: 2002-477/011-000</b><br>Staggered jumper; insulated; light gray   | <br><b>Item No.: 2002-479/011-000</b><br>Staggered jumper; insulated; light gray   |
| <br><b>Item No.: 2002-481/011-000</b><br>Staggered jumper; insulated; light gray                   | <br><b>Item No.: 2002-405/011-000</b><br>Star point jumper; 3-way; insulated; light gray | <br><b>Item No.: 2006-499</b><br>Step-down jumper; from 2006/2004 to 2004/2002/2001 series; from 2206/2204 to 2204/2202/2201 series; insulated; light gray | <br><b>Item No.: 2016-499</b><br>Step-down jumper; from 2016/2010 to 2010/2006/2004/2002 series; from 2216/2210 to 2210/2206/2204/2202 series; insulated; light gray |
| <br><b>Item No.: 210-103</b><br>Wire commoning chain; insulated; black                             | <br><b>Item No.: 210-123</b><br>Wire commoning chain; insulated; blue                    |  |   |

1.2.7 Marking

1.2.7.1 Group marker carrier

|  |  |   |
|--|--|---|
| <br><b>Item No.: 2009-191</b><br>Group marker carrier; gray | <br><b>Item No.: 2009-192</b><br>Group marker carrier; gray | <br><b>Item No.: 2009-193</b><br>Group marker carrier; gray |
|--|--|---|

1.2.7.2 Marker

|  |  |  |  |
|--|--|--|--|
| <br><b>Item No.: 2009-145/000-006</b><br>Mini-WSB Inline; for Smart Printer; 1700 pieces on roll; stretchable 5 - 5.2 mm; plain; snap-on type; blue | <br><b>Item No.: 2009-145/000-007</b><br>Mini-WSB Inline; for Smart Printer; 1700 pieces on roll; stretchable 5 - 5.2 mm; plain; snap-on type; gray   | <br><b>Item No.: 2009-145/000-023</b><br>Mini-WSB Inline; for Smart Printer; 1700 pieces on roll; stretchable 5 - 5.2 mm; plain; snap-on type; green | <br><b>Item No.: 2009-145/000-012</b><br>Mini-WSB Inline; for Smart Printer; 1700 pieces on roll; stretchable 5 - 5.2 mm; plain; snap-on type; orange |
| <br><b>Item No.: 2009-145/000-005</b><br>Mini-WSB Inline; for Smart Printer; 1700 pieces on roll; stretchable 5 - 5.2 mm; plain; snap-on type; red  | <br><b>Item No.: 2009-145/000-024</b><br>Mini-WSB Inline; for Smart Printer; 1700 pieces on roll; stretchable 5 - 5.2 mm; plain; snap-on type; violet | <br><b>Item No.: 2009-145</b><br>Mini-WSB Inline; for Smart Printer; 1700 pieces on roll; stretchable 5 - 5.2 mm; plain; snap-on type; white         | <br><b>Item No.: 2009-145/000-002</b><br>Mini-WSB Inline; for Smart Printer; 1700 pieces on roll; stretchable 5 - 5.2 mm; plain; snap-on type; yellow |

1.2.7.2 Marker



**Item No.: 248-501/000-006**  
Mini-WSB marking card; as card; not stretchable; plain; snap-on type; blue



**Item No.: 248-501/000-007**  
Mini-WSB marking card; as card; not stretchable; plain; snap-on type; gray



**Item No.: 248-501/000-023**  
Mini-WSB marking card; as card; not stretchable; plain; snap-on type; green



**Item No.: 248-501/000-017**  
Mini-WSB marking card; as card; not stretchable; plain; snap-on type; light green



**Item No.: 248-501/000-012**  
Mini-WSB marking card; as card; not stretchable; plain; snap-on type; orange



**Item No.: 248-501/000-005**  
Mini-WSB marking card; as card; not stretchable; plain; snap-on type; red



**Item No.: 248-501/000-024**  
Mini-WSB marking card; as card; not stretchable; plain; snap-on type; violet



**Item No.: 248-501**  
Mini-WSB marking card; as card; not stretchable; plain; snap-on type; white



**Item No.: 248-501/000-002**  
Mini-WSB marking card; as card; not stretchable; plain; snap-on type; yellow



**Item No.: 793-5501/000-006**  
WMB marking card; as card; for terminal block width 5 - 17.5 mm; stretchable 5 - 5.2 mm; plain; snap-on type; blue



**Item No.: 793-5501/000-014**  
WMB marking card; as card; for terminal block width 5 - 17.5 mm; stretchable 5 - 5.2 mm; plain; snap-on type; brown



**Item No.: 793-5501/000-007**  
WMB marking card; as card; for terminal block width 5 - 17.5 mm; stretchable 5 - 5.2 mm; plain; snap-on type; gray



**Item No.: 793-5501/000-023**  
WMB marking card; as card; for terminal block width 5 - 17.5 mm; stretchable 5 - 5.2 mm; plain; snap-on type; green



**Item No.: 793-5501/000-017**  
WMB marking card; as card; for terminal block width 5 - 17.5 mm; stretchable 5 - 5.2 mm; plain; snap-on type; light green



**Item No.: 793-5501/000-012**  
WMB marking card; as card; for terminal block width 5 - 17.5 mm; stretchable 5 - 5.2 mm; plain; snap-on type; orange



**Item No.: 793-5501/000-005**  
WMB marking card; as card; for terminal block width 5 - 17.5 mm; stretchable 5 - 5.2 mm; plain; snap-on type; red



**Item No.: 793-5501/000-024**  
WMB marking card; as card; for terminal block width 5 - 17.5 mm; stretchable 5 - 5.2 mm; plain; snap-on type; violet



**Item No.: 793-5501**  
WMB marking card; as card; for terminal block width 5 - 17.5 mm; stretchable 5 - 5.2 mm; plain; snap-on type; white



**Item No.: 793-5501/000-002**  
WMB marking card; as card; for terminal block width 5 - 17.5 mm; stretchable 5 - 5.2 mm; plain; snap-on type; yellow



**Item No.: 2009-115/000-006**  
WMB-Inline; for Smart Printer; 1500 pieces on roll; stretchable 5 - 5.2 mm; plain; snap-on type; blue



**Item No.: 2009-115/000-007**  
WMB-Inline; for Smart Printer; 1500 pieces on roll; stretchable 5 - 5.2 mm; plain; snap-on type; gray



**Item No.: 2009-115/000-023**  
WMB-Inline; for Smart Printer; 1500 pieces on roll; stretchable 5 - 5.2 mm; plain; snap-on type; green



**Item No.: 2009-115/000-017**  
WMB-Inline; for Smart Printer; 1500 pieces on roll; stretchable 5 - 5.2 mm; plain; snap-on type; light green



**Item No.: 2009-115/000-012**  
WMB-Inline; for Smart Printer; 1500 pieces on roll; stretchable 5 - 5.2 mm; plain; snap-on type; orange



**Item No.: 2009-115/000-005**  
WMB-Inline; for Smart Printer; 1500 pieces on roll; stretchable 5 - 5.2 mm; plain; snap-on type; red



**Item No.: 2009-115/000-024**  
WMB-Inline; for Smart Printer; 1500 pieces on roll; stretchable 5 - 5.2 mm; plain; snap-on type; violet



**Item No.: 2009-115**  
WMB-Inline; for Smart Printer; 1500 pieces on roll; stretchable 5 - 5.2 mm; plain; snap-on type; white



**Item No.: 2009-115/000-002**  
WMB-Inline; for Smart Printer; 1500 pieces on roll; stretchable 5 - 5.2 mm; plain; snap-on type; yellow

1.2.7.3 Marker carrier



**Item No.: 2002-161**  
Adaptor; gray



**Item No.: 2009-198**  
Adaptor; gray

1.2.7.4 Marking strip



**Item No.: 2009-110**  
Marking strips; for Smart Printer; on reel; not stretchable; plain; snap-on type; white

## 1.2.8 Plug

### 1.2.8.1 Component module with diode



**Item No.: 2002-880/1000-411**

Component plug; 2-pole; with diode 1N4007; 10.4 mm wide; Operating temperature 85°C max.; gray

### 1.2.8.2 Component module with LED



**Item No.: 2002-880/1000-541**

Component plug; 2-pole; LED (red); 10.4 mm wide; Operating temperature 85°C max.; gray



**Item No.: 2002-880/1000-836**

Component plug; 2-pole; LED (red); 10.4 mm wide; Operating temperature 85°C max.; gray



**Item No.: 2002-880/1000-542**

Component plug; 2-pole; LED (red); 10.4 mm wide; Operating temperature 85°C max.; multicoloured

### 1.2.8.3 Empty component plug housing



**Item No.: 2002-880**

Empty component plug housing; 10.4 mm wide; 2-pole; Type 4; gray

## 1.2.9 Push-in type wire jumper

### 1.2.9.1 Jumper



**Item No.: 2009-414**

Push-in type wire jumper; 1.5 mm<sup>2</sup>; insulated; 110 mm long; black



**Item No.: 2009-414/000-005**

Push-in type wire jumper; 1.5 mm<sup>2</sup>; insulated; 110 mm long; black



**Item No.: 2009-416**

Push-in type wire jumper; 1.5 mm<sup>2</sup>; insulated; 250 mm long; black



**Item No.: 2009-414/000-006**

Push-in type wire jumper; insulated; 110 mm long; black



**Item No.: 2009-412**

Push-in type wire jumper; insulated; 60 mm long; black

## 1.2.10 Screwless end stop

### 1.2.10.1 Mounting accessories



**Item No.: 249-117**

Screwless end stop; 10 mm wide; for DIN-rail 35 x 15 and 35 x 7.5; gray



**Item No.: 249-116**

Screwless end stop; 6 mm wide; for DIN-rail 35 x 15 and 35 x 7.5; gray

### 1.2.11 Test and measurement

#### 1.2.11.1 Testing accessories



**Item No.: 2002-560**  
Modular TOPJOB®S connector; modular; for jumper contact slot; 10-pole; gray



**Item No.: 2002-511**  
Modular TOPJOB®S connector; modular; for jumper contact slot; 1-pole; gray



**Item No.: 2002-552**  
Modular TOPJOB®S connector; modular; for jumper contact slot; 2-pole; gray



**Item No.: 2002-553**  
Modular TOPJOB®S connector; modular; for jumper contact slot; 3-pole; gray



**Item No.: 2002-554**  
Modular TOPJOB®S connector; modular; for jumper contact slot; 4-pole; gray



**Item No.: 2002-555**  
Modular TOPJOB®S connector; modular; for jumper contact slot; 5-pole; gray



**Item No.: 2002-556**  
Modular TOPJOB®S connector; modular; for jumper contact slot; 6-pole; gray



**Item No.: 2002-557**  
Modular TOPJOB®S connector; modular; for jumper contact slot; 7-pole; gray



**Item No.: 2002-558**  
Modular TOPJOB®S connector; modular; for jumper contact slot; 8-pole; gray



**Item No.: 2002-559**  
Modular TOPJOB®S connector; modular; for jumper contact slot; 9-pole; gray



**Item No.: 2002-549**  
Spacer module; modular; e.g., for bridging commoned terminal blocks; gray



**Item No.: 2009-174**  
Test plug adapter; for 4 mm Ø test plugs; for testing TOPJOB®S rail-mounted terminal blocks; gray



**Item No.: 2009-182**  
Testing tap; for max. 2.5 mm²; tool-free connection for individual test wires 0.08 - 2.5 mm; gray



**Item No.: 2002-649**  
TOPJOB®S L-type spacer module; modular; e.g., for bridging commoned terminal blocks; gray

### 1.2.12 Tool

#### 1.2.12.1 Operating tool




**Item No.: 210-658**  
Operating tool; Blade: 3.5 x 0.5 mm; with a partially insulated shaft; angled; short; multicoloured



**Item No.: 210-720**  
Operating tool; Blade: 3.5 x 0.5 mm; with a partially insulated shaft; multicoloured

### Installation Notes

#### Conductor termination



All conductor types at a glance



Push-in termination of solid and ferruled conductors




Insert fine-stranded conductors via operating tool.



Removing all conductors via operating tool.


#### Commoning



Insert a push-in type jumper bar and push down until it hits the backstop.



Commoning with step-down jumpers.




**Step-down jumper (2006-499)** commons 6/4 mm² (10/12 AWG) terminal blocks (2206/2204 Series) with 4/2.5/1.5 mm² (AWG 12/14/16) terminal blocks (2204/2202/2201 Series).

## Testing




Testing with a 2 mm Ø test plug (max. 42 V).

## Marking



Snapping a marking strip into a marker slot.



Snapping a marking strip into the marker slot.