








CL.1 Single-lever bath mixer with stand pipe for free-standing assembly with hand shower set - Brushed Dark Platinum

CL.1

25 863 705 Product version from 7/1/2023



- 238mm projection
- rectangular spray pattern with 55 individual jets
- max. spout flow rate 24.6 l/min
- Hand shower: COMPACT RAIN, max. flow rate 6.8 l/min (at 3 bar)
- bar-type hand shower with anti-scale system
- wall bracket
- automatic bath/shower diverter
- total height 935 - 1005 mm
- stand pipe height 598 - 668 mm
- height up to aerator 852 – 922 mm
- push-on rosette 131 x 131 mm
- metal shower hose 1250mm with integrated anti-twist protection

	Brushed Dark Platinum	25 863 705-99
	Chrome	25 863 705-00
	Brushed Platinum	25 863 705-06
	Dark Chrome	25 863 705-19
	Brushed Light Gold (PVD)	25 863 705-27
	Brushed Champagne (22kt Gold)	25 863 705-46
	Champagne (22kt Gold)	25 863 705-47

Required miscellaneous



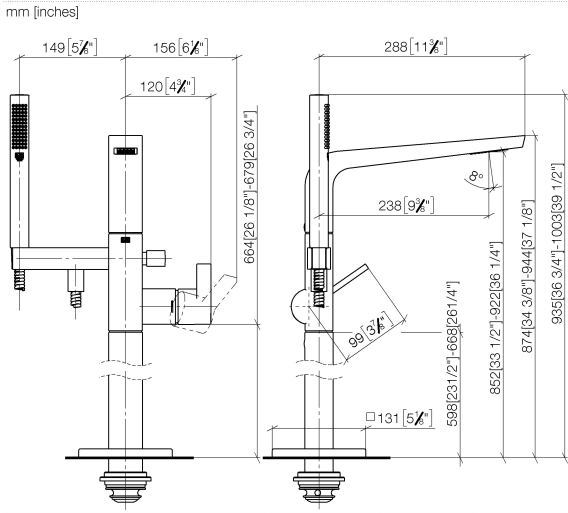
- Concealed floor mounting -** 35 945 970 90
- min. recess depth 80 mm
 - max. recess depth 150 mm

CL.1 Single-lever bath mixer with stand pipe for free-standing assembly with hand shower set - Brushed Dark Platinum

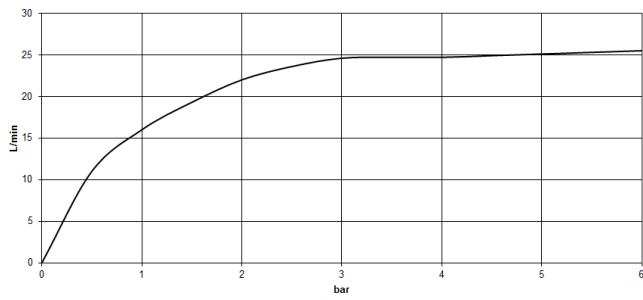
CL.1

25 863 705 Product version from 7/1/2023

mm [inches]



Flow rate chart



Codes & Standards

ASME A112.18.1	cUPC	DIN 4109	EN 1717
ISO 3822	Ü-Zeichen		



CL.1 Single-lever bath mixer with stand pipe for free-standing assembly with hand shower set - Brushed Dark Platinum

CL.1

25 863 705 Product version from 7/1/2023

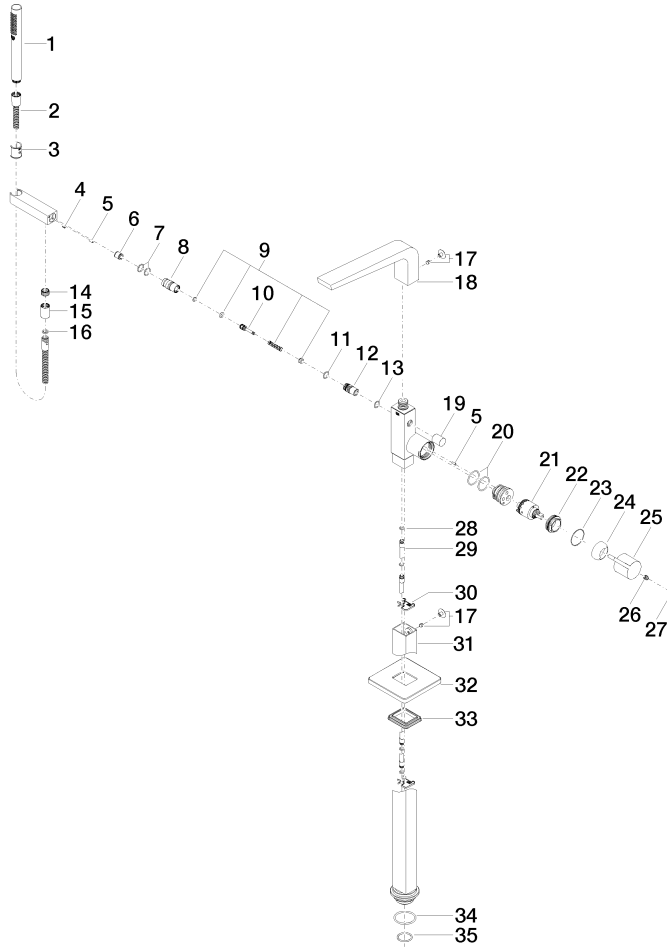
Certificates and sustainability

Belgaqua_19_77	IAPMO_4976	Belgaqua_24-003-2	LGA_29	EPD-DOR-20230287 -IBA1-EN Environmental.prod uct-declarat
----------------	------------	-------------------	--------	--

CL.1 Single-lever bath mixer with stand pipe for free-standing assembly with hand shower set - Brushed Dark Platinum

CL.1

25 863 705 Product version from 7/1/2023



CL.1 Single-lever bath mixer with stand pipe for free-standing assembly with hand shower set - Brushed Dark Platinum

CL.1

25 863 705 Product version from 7/1/2023

Spare parts list

No.	Item Number	Name	Quantity used	Delivery time
19	09 20 71 031-99	Pull button for pop-up waste - Brushed Dark Platinum	1.00	40
29	04 28 22 025 00 90	Supply pipe Ø 12 x 70 mm -	2.00	14
3	09 18 40 118 90	Sleeve Ø 27,5 x 30 mm -	1.00	14
12	09 21 34 080-99	Diverter Ø 19,40 x 37 mm - Brushed Dark Platinum	1.00	40
22	09 24 04 298 90	Mounting Ø 42 x 17 mm -	1.00	14
16	90 14 20 026 00 90	Washer 14 x 8 x 2 mm Centellen WS 3820 -	1.00	14
26	90 31 11 030 00 90	Mounting Threaded pin with hexagon socket with cup point M5 x 5 mm -	1.00	14
14	09 24 03 069 90	Nipple Ø 20 x 11,5 mm -	1.00	14
18	90 11 70 008 00-99	Spout 285 x 395 x 155 mm - Brushed Dark Platinum	1.00	40
11	90 14 10 055 00 90	O-Ring EPDM 70 15,0 x 2,0 mm -	1.00	14
23	09 14 10 037 90	O-Ring 42,0 x 1,5 . mm -	1.00	14
30	09 20 93 051 90	Mounting 43 x 35 x 3,5 mm -	2.00	14
7	90 14 10 010 00 90	O-Ring EPDM 70 17,0 x 2,0 mm -	2.00	14
21	90 15 05 039 00 90	Cartridge blue Ø 40 x 75 mm -	1.00	14
28	09 14 10 139 90	O-Ring EPDM 70 9,0 x 2,0 mm -	2.00	14
32	09 27 71 011-99	Rosette 131 x 12,5 x 131 mm - Brushed Dark Platinum	1.00	40
17	04 31 20 034 00 90	Plug Cover with threaded pin -	2.00	14
33	09 14 03 107 90	Washer 67 x 10 x 59 mm -	1.00	14
4	09 31 11 058 90	Mounting Threaded pin with hexagon socket with cup point M5 x 8 mm -	1.00	14
5	09 31 11 040 90	Straight pin Ø 6 x 12 mm -	3.00	14
15	90 21 02 069 00-99	Cover/sleeve M20 x 1 - Brushed Dark Platinum	1.00	40
35	09 14 10 018 90	O-Ring EPDM 70 32,0 x 3,0 mm -	1.00	14
31	04 28 22 024 00-99	Pipe 688 mm - Brushed Dark Platinum	1.00	40
34	09 14 10 084 90	O-Ring EPDM 70 48 x 3,5 mm -	1.00	14
9	90 16 02 023 00 90	Diverter Repair kit, bath deck mounting 15 x 50 x 15 mm -	1.00	14
2	90 30 02 072 00-99	Metal shower hose 1/2" x 3/8" x 1250 mm - Brushed Dark Platinum	1.00	40
24	09 28 30 036-99	Cover Ø 46 x 18 mm - Brushed Dark Platinum	1.00	40
20	09 14 10 148 90	O-Ring 32 x 2,5 mm -	2.00	14
6	90 23 01 141 00 90	Back-flow preventer -	1.00	14
13	90 14 10 033 00 90	O-Ring EPDM 70 14,5 x 2,0 mm -	1.00	14
8	09 24 03 130-00	Nipple Ø 22 x 43 mm - Chrome	1.00	20
10	09 31 09 094 20-99	Pull rod for diverter Ø 12 x 46 mm - Brushed Dark Platinum	1.00	40
25	09 20 67 014-99	Handle Lever 50 x 46 x 124 mm - Brushed Dark Platinum	1.00	40
27	90 31 20 087 00-99	Plug with O-ring Ø 7 x 2,1 mm - Brushed Dark Platinum	1.00	40
1	90 12 11 140 41-99	Bar-type hand shower 6,8 l/min - Brushed Dark Platinum	1.00	-

Spare part can no longer be ordered, please order the replacement item