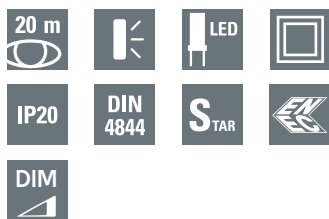


GuideLed Cinema 10011 CG-S

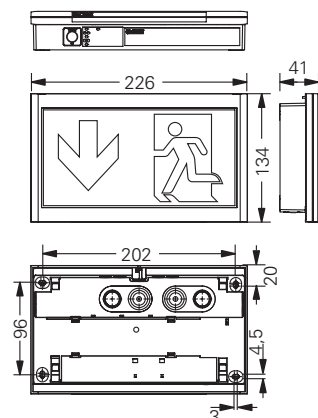
Wall mounting



GuideLed Cinema 10011 CG-S



Dimensions in mm



Please observe a distance of 10 mm above for mounting!

GuideLed Cinema 10011 CG-S

- Escape sign luminaire with LED Lightguide technology for wall-mounting
- Additional feature: Dimming input
- Specially designed for operationally darkened rooms, e.g. cinemas
- Dimming can be activated via potential-free switching input
- One of 10 possible dimming values adjustable via rotary switch
- Very good perceptibility on account of high luminance of the white contrasting colour > 500 cd/m² in keeping with standard ISO 3864-1 and high uniformity L_{min}/L_{max} > 0.8
- Reduced battery costs on account of especially low power consumption
- Minimum service requirement due to high service life of the LEDs (50 000 hours)
- Installation of the LED pictogram without tools on the mounting set

Viewing distance	20 m
Luminous Φ_e/Φ_N at the end of rated operating time	100 %
Housing material	PC, PMMA
Housing colour	Light grey RAL 7035
Weight	0.7 kg
Type of mounting	Wall mounting
Connection terminal	Mains 3 x 2 x 2.5 mm ² Switch input / 2 x 2 x 1.5 mm ²
Connection voltage	220 - 240 V AC, 50/60 Hz 176 V - 275 V DC
Current consumption - battery operation (220 V)	8 mA (undimmed)
Power consumption mains operation (apparent power / effective power)	4.0 VA / 1.9 W
Permissible ambient temperature	-20 °C to +40 °C
Light source	LED batten

Ordering details - fastening set

LED pictograms must ordered separte

Order No.

Wall mounting set for GuideLed Cinema 10011/11011CG-S, Surface mounting, including LED supply with additional dimming input and CG-S technology (20 addresses)

40071354656

Ordering details - LED pictograms (fastening set required)

Scope of supply

Order No.

LED pictogram for GuideLed 10011/10012/10013 CG-S, arrow left (PL), acc. ISO 7010, 20 m



40071354500

LED pictogram for GuideLed 10011/10012/10013 CG-S, arrow right (PR), acc. ISO 7010, 20 m



40071354501

LED pictogram for GuideLed 10011/10012/10013 CG-S, arrow down (PU), acc. ISO 7010, 20 m



40071354502

Bestellangaben Zubehör

Lieferumfang


Bestell-Nr.

Durchgangsverdrahtungssatz für GuideLed 10011/11011 CG-S

40071353643

GuideLed Cinema 11011 CG-S

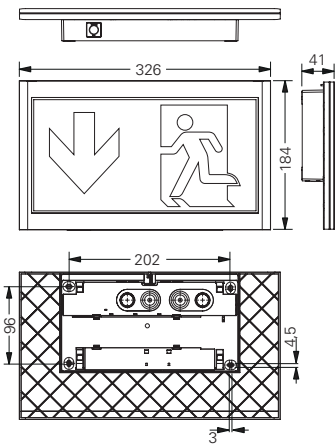
Wall mounting



GuideLed Cinema 11011 CG-S



Dimensions in mm



Please observe a distance of 10 mm above for mounting!

GuideLed Cinema11011 CG-S

- Escape sign luminaire with LED Lightguide technology for wall-mounting
- Additional feature: Dimming input
- Specially designed for operationally darkened rooms, e.g. cinemas
- Dimming can be activated via potential-free switching input
- One of 10 possible dimming values adjustable via rotary switch
- Very good perceptibility on account of high luminance of the white contrasting colour > 500 cd/m² in keeping with standard ISO 3864-1 and high uniformity L_{min}/L_{max} > 0.8
- Reduced battery costs on account of especially low power consumption
- Minimum service requirement due to high service life of the LEDs (50 000 hours)
- Installation of the LED pictogram without tools on the mounting set

Viewing distance	30 m
Luminous Φ_e/Φ_N at the end of rated operating time	100 %
Housing material	PC, PMMA
Housing colour	Light grey RAL 7035
Weight	0.7 kg
Type of mounting	Wall mounting
Connection terminal	Mains 3 x 2 x 2.5 mm ² Switch input / 2 x 2 x 1.5 mm ²
Connection voltage	220 - 240 V AC, 50/60 Hz 176 V - 275 V DC
Current consumption - battery operation (220 V)	11 mA (undimmed)
Power consumption mains operation (apparent power / effective power)	5.0 VA / 2.6 W
Permissible ambient temperature	-20 °C to +40 °C
Light source	LED batten

Ordering details - fastening set

LED pictograms must ordered separete	Order No.
Wall mounting set for GuideLed Cinema 10011/11011CG-S, Surface mounting, including LED supply with additional dimming input and CG-S technology (20 addresses)	40071354656

Ordering details - LED pictograms (fastening set required)

Scope of supply		Order No.
LED pictogram for GuideLed 10011/10012/10013 CG-S, arrow left (PL), acc. ISO 7010, 30 m		40071354530
LED pictogram for GuideLed 10011/10012/10013 CG-S, arrow right (PR), acc. ISO 7010, 30 m		40071354531
LED pictogram for GuideLed 10011/10012/10013 CG-S, arrow down (PU), acc. ISO 7010, 30 m		40071354532

Bestellangaben Zubehör

Lieferumfang	Bestell-Nr.
Durchgangsverdrahtungssatz für GuideLed 10011/11011 CG-S	40071353643