


Data Sheet | Item Number: 734-642

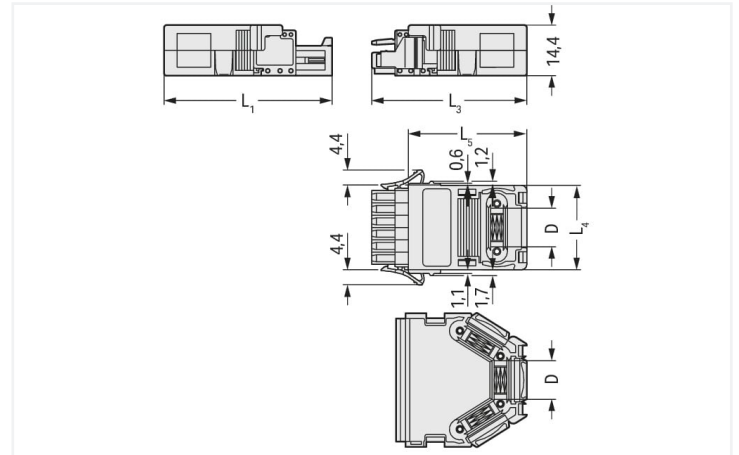
Strain relief housing; for female and male connectors; 2 parts; Pin spacing 3.81 mm;
12-pole; orange

<https://www.wago.com/734-642>



Color: ■ orange

Similar to illustration



Dimensions in mm

Strain Relief Housing Dimensions (in mm):

Pole No.	L4	L3	L1	L5	D
2	10.6	43.1	46.8	32.7	5.0
3	14.4	43.1	46.8	32.7	8.5
4	18.2	43.1	46.8	32.7	8.5
5	22.0	43.1	46.8	32.7	8.5
6	25.9	44.1	47.8	33.7	11.5
8	33.5	44.1	47.8	33.7	11.5
9	37.3	44.1	47.8	33.7	11.5
10	41.1	53.1	56.8	42.7	11.5
12	48.7	53.1	56.8	42.7	11.5

- Suitable for cable clamp
- 1 x cable outlet (rear side)
- 2 x cable outlet (side)
- Removable built-in lockout caps

Connection data

Connection 1

Pole number 12

Physical data

Pin spacing	3.81 mm / 0.15 inches
Width	48.7 mm / 1.917 inches
Height	14.4 mm / 0.567 inches
Depth	42.7 mm / 1.681 inches

Mechanical data

Suitable	for standard male and female connectors
----------	-----------------------------------------

Material data

Note (material data)	Information on material specifications can be found here
Color	orange
Material group	I
Insulation material	Polyamide (PA66)
Flammability class per UL94	V0
Fire load	0.234 MJ
Weight	7.8 g

Commercial data

Product Group	3 (Multi Conn. System)
eCl@ss 10.0	27-44-04-92
eCl@ss 9.0	27-44-04-92
ETIM 8.0	EC002848
ETIM 7.0	EC002848
PU (SPU)	25 pcs
Packaging type	Box
Country of origin	DE
GTIN	4017332548335
Customs tariff number	39269097900

Environmental Product Compliance

RoHS Compliance Status	Compliant, No Exemption
------------------------	-------------------------

Approvals / Certificates

General approvals



Approval	Standard	Certificate Name
CB DEKRA Certification B.V.	EN 61984	NL-54190
KEMA/KEUR DEKRA Certification B.V.	EN 61984	71-105522

Approvals for marine applications



Approval	Standard	Certificate Name
DNV DNV GL SE	-	TAE000016Z
LR Lloyds Register	IEC 61984	96/20035 (E5)

Downloads

Environmental Product Compliance

Compliance Search

Environmental Product
Compliance 734-642



Documentation

Additional Information

Technical Section

03.04.2019

pdf

2010.85 KB



1 Compatible Products

1.1 Required Accessories

1.1.1 Strain relief

1.1.1.1 Mounting accessories



[Item No.: 209-177](#)

Cable clamp; for strain relief; 4- to 6-pole




[Item No.: 209-172](#)

Fixing screws; for cable clamp; 6- to 12-
pole


Installation Notes

Application



4-pole, 1-conductor female connector,
with locking levers and strain relief hou-
sing (2- to 5-pole strain relief housing sui-
table only for cable ties)

Application



8-pole; 1-conductor male connector; with
strain relief
housing (6- to 12-pole strain relief hou-
sings suitable for
cable clamp)

Subject to changes. Please also observe the further product documentation!

Current addresses can be found at: www.wago.com