



Features

- Simple and slick integral design. Extremely precise light beams due to the high-quality lenses. Easily replaceable lens system, die-cast aluminium body, beam angle: 36°, and 54° beam angle included in the packaging, Textured white finishing colour. Light color temperature: 2700-3000-4000K, 3-CCT switch on the housing of the product, System power: 29W, Fixture lumen output: 3200lm, efficacy: 110lm/W, Ra90 typical, LED chromacity: 3 step MacAdam ellipse LED source (SDCM3), IR/UV free light source without heat radiation, Operating voltage 220-240V / 50-60Hz, DALI-2 dimmable driver, ultra low LED flickering rate (5% or less). Suitable for ceiling surface mounting, wall surface mounting. Electrical protection: Class II. Degree of protection: IP20, suitable for indoor environment only. Push-in terminals for quick installation. Lifespan up to 100,000h, L90B10. Horizontal rotation: 345°, vertical tilt: 90°, Nominal product dimensions: D.81mmx250mm. 5 years warranty. Recycling instructions for extra lens in this product: please contact us for recycling instructions or disposal.

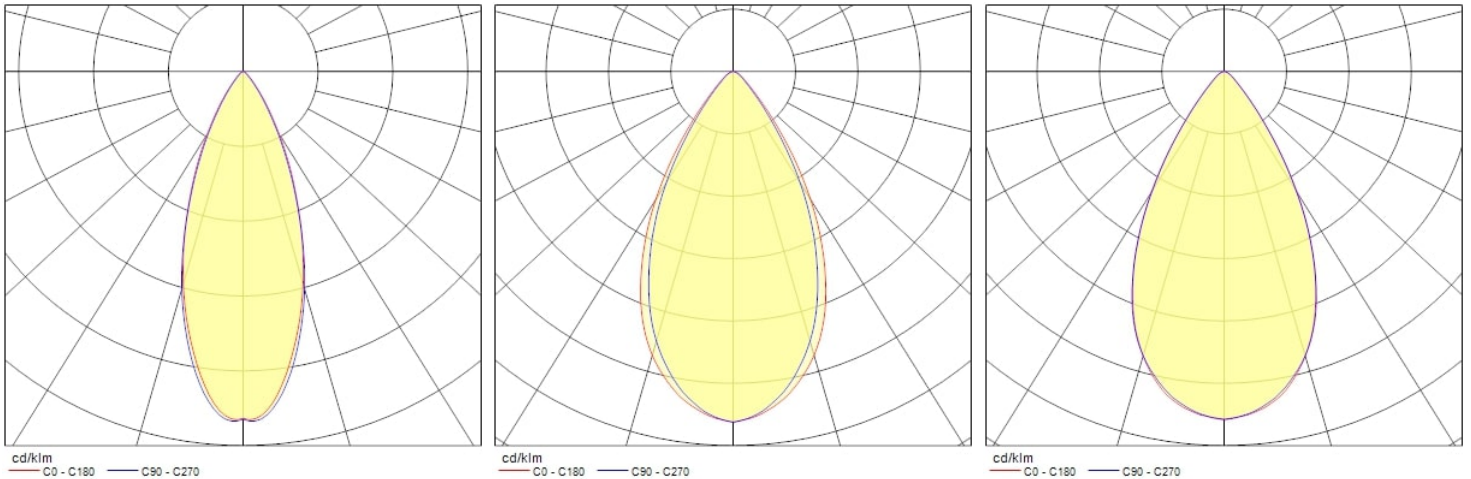
Product Overview

Product name	Pixo Surface 3200lm 3CCT MB WB DALI White
Technology	LED
Cap/Base	N/A
Housing	Aluminium
Mount	Ceiling surface mounting, Wall surface mounted
General application	Museums & Galleries, Retail
ETIM Class	EC002892
E-number FI	4279907
Fixture luminous flux (lm)	3200

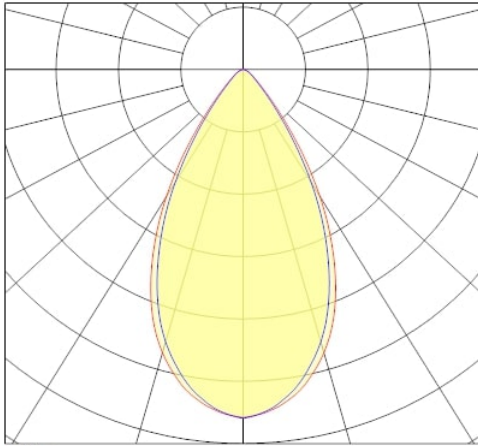
Pixo Surface 3200lm 3CCT MB WB DALI White 0004723

Luminaire efficacy (lm/W)	110
Light colour	N/A
CRI (Ra)	90
Colour Variation Initial (SDCM)	3
Photobiological Risk Group	RG1
Total power consumption (W)	29
Electrical protection	Class II
Control gear type	LED driver constant current
Dimmable	Yes
Minimum dimming level (%)	1
Housing colour	White
IP rating	IP20
IK rating	IK03
Product EAN number	5410288047232
Warranty	5 years
Built in presence detector	NONE
Virtual assistant compatibility	N/A
Dimming method	DALI-2

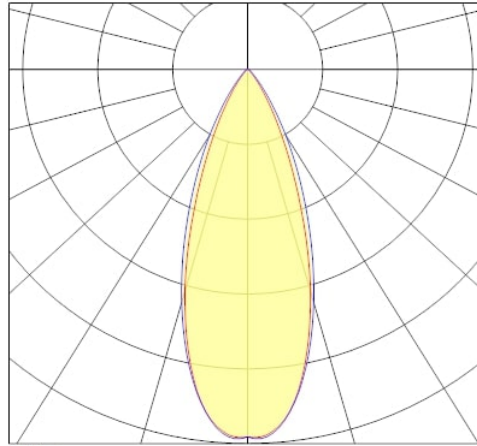
Photometry



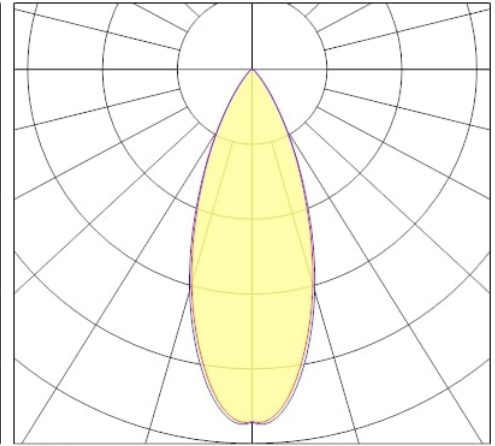
Pixo Surface 3200lm 3CCT MB WB DALI White 0004723



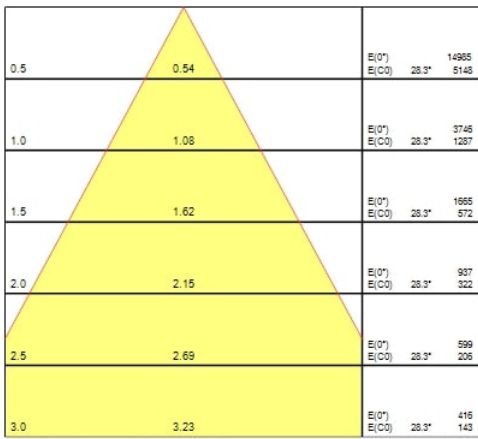
cd/klm
— C0 - C180 — C90 - C270



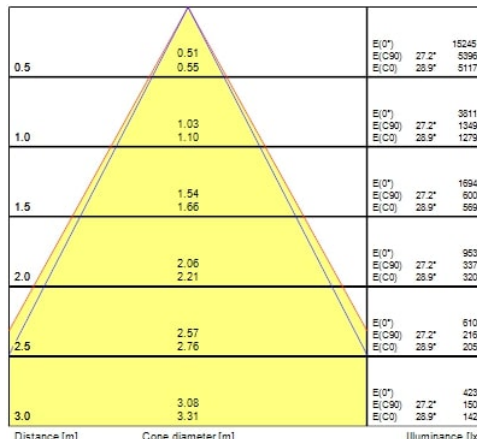
cd/klm
— C0 - C180 — C90 - C270



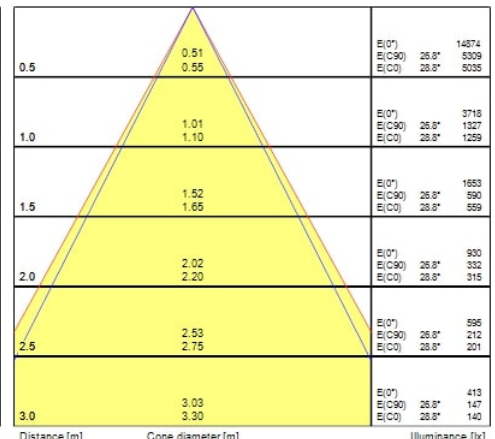
cd/klm
— C0 - C180 — C90 - C270



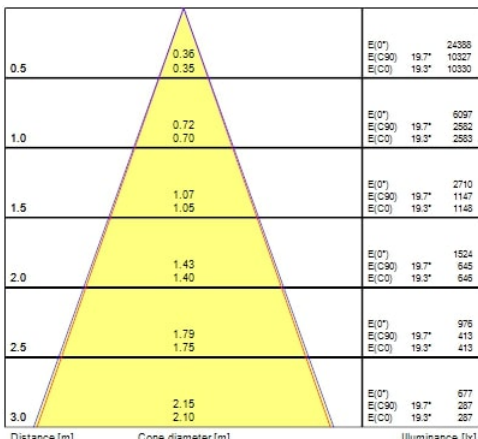
Distance [m] Cone diameter [m] Illuminance [lx]
— C0 - C180 (Half beam angle: 56.6°)



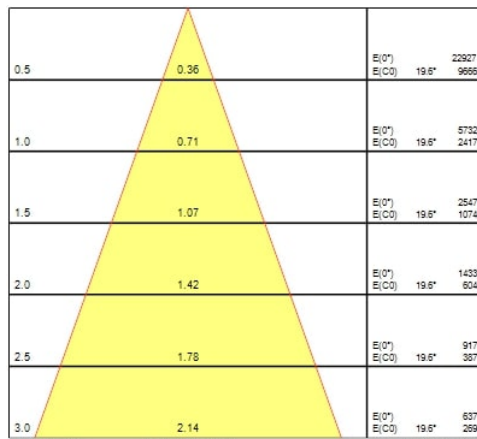
Distance [m] Cone diameter [m] Illuminance [lx]
— C0 - C180 (Half beam angle: 57.8°)
— C90 - C270 (Half beam angle: 54.4°)



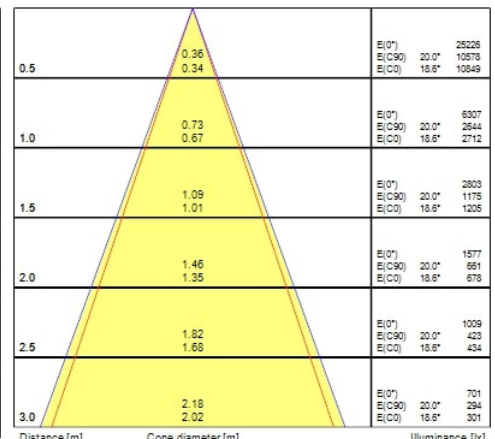
Distance [m] Cone diameter [m] Illuminance [lx]
— C0 - C180 (Half beam angle: 57.6°)
— C90 - C270 (Half beam angle: 53.6°)



Distance [m] Cone diameter [m] Illuminance [lx]
— C0 - C180 (Half beam angle: 39.6°)
— C90 - C270 (Half beam angle: 39.4°)



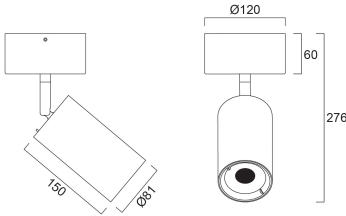
Distance [m] Cone diameter [m] Illuminance [lx]
— C0 - C180 (Half beam angle: 39.2°)



Distance [m] Cone diameter [m] Illuminance [lx]
— C0 - C180 (Half beam angle: 37.2°)
— C90 - C270 (Half beam angle: 40.0°)

Pixo Surface 3200lm 3CCT MB WB DALI White 0004723

Technical drawings



Data table

GENERAL DATA

Product name	Pixo Surface 3200lm 3CCT MB WB DALI White
Technology	LED
Cap/Base	N/A
Housing	Aluminium
Mount	Ceiling surface mounting, Wall surface mounted
Built in presence detector	NONE
General application	Museums & Galleries, Retail
Operating temperature range (°C)	1°C...+35°C
Virtual assistant compatibility	N/A
ETIM Class	EC002892
E-number FI	4279907
Warranty	5 years

OPTICAL DATA

Fixture luminous flux (lm)	3200
Luminaire efficacy (lm/W)	110
Light colour	N/A
CRI (Ra)	90
Colour Variation Initial (SDCM)	3
Distribution type	Symmetric
Photobiological Risk Group	RG1

Pixo Surface 3200lm 3CCT MB WB DALI White 0004723

ELECTRICAL DATA

Total power consumption (W)	29
Primary Supply/Product voltage - min (V)	220.0
Primary Supply/Product voltage - max (V)	240.0
Lamp power factor	0.9
THD (at 230 V, 50 Hz, full load, at 100% dimming level) \leq xx.x %	10
Electrical protection	Class II
Control gear required	No
Control gear type	LED driver constant current
Dimmable	Yes
Dimming method	DALI-2
Minimum dimming level (%)	1
Inrush Current (A)	30
Inrush Duration (μ s)	100
Energy Efficiency Class (A->G) of contained light source	F
Nominal Frequency (Hz)	50/60Hz
Max. products per 10A C Breaker	27
Max. products per 16A C Breaker	42
Max. products per 16A B Breaker	28
Connectable conductor cross section - Max (mm ²)	2.5

LIFETIME DATA

Lifespan L70 B50	120000
Lifespan L70 B20	120000
Lifespan L70 B10	120000
Lifespan L80 B50	120000
Lifespan L80 B20	120000
Lifespan L80 B10	120000
Lifespan L90 B50	120000
Lifespan L90 B20	109000
Lifespan L90 B10	100000

Pixo Surface 3200lm 3CCT MB WB DALI White 0004723

PHYSICAL DATA

Housing colour	White
IP rating	IP20
IK rating	IK03
Diffuser finish	Other
Diffuser material	None
Nominal Product Height (mm)	276
Nominal Product Diameter (mm)	81
Weight (kg)	1.05

PACKAGING

Product EAN number	5410288047232
Packaging single length / height (cm)	33.0
Packaging single width (cm)	17.0
Packaging single depth (cm)	16.0
DUN14 (inner)	15410288047239
Units per outer package	6
Packaging outer length / height (cm)	52.5
Packaging outer width (cm)	34.5
Packaging outer depth (cm)	34.0

SAFETY DATA

Glow Wire Test (°C)	650
Optimal operating condition (°C)	1-35
Special purpose lamp	No
Dry applications use only	No
Suitable for household illumination	No