


## Data Sheet | Item Number: 734-632

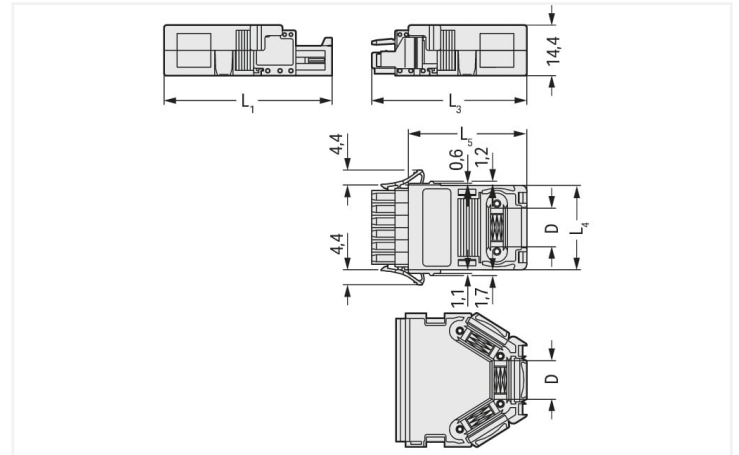
Strain relief housing; for female and male connectors; 2 parts; Pin spacing 3.81 mm;  
2-pole; orange

<https://www.wago.com/734-632>



Color: ■ orange

Similar to illustration



Dimensions in mm

### Strain Relief Housing Dimensions (in mm):

Pole No.	L4	L3	L1	L5	D
2	10.6	43.1	46.8	32.7	5.0
3	14.4	43.1	46.8	32.7	8.5
4	18.2	43.1	46.8	32.7	8.5
5	22.0	43.1	46.8	32.7	8.5
6	25.9	44.1	47.8	33.7	11.5
8	33.5	44.1	47.8	33.7	11.5
9	37.3	44.1	47.8	33.7	11.5
10	41.1	53.1	56.8	42.7	11.5
12	48.7	53.1	56.8	42.7	11.5

- Only for use with cable binders
- Cable binder width: max. 3.6 mm
- 1 x cable outlet, rear

### Connection data

#### Connection 1

Pole number 2

### Physical data

Pin spacing	3.81 mm / 0.15 inches
Width	10.6 mm / 0.417 inches
Height	14.4 mm / 0.567 inches
Depth	32.7 mm / 1.287 inches

### Mechanical data

Suitable for standard male and female connectors

### Material data

Note (material data)	<a href="https://www.wago.com/us/material-specifications">Information on material specifications can be found here</a>
Color	orange
Material group	I
Insulation material	Polyamide (PA66)
Flammability class per UL94	V0
Fire load	0.058 MJ
Weight	1.9 g

### Commercial data

Product Group	3 (Multi Conn. System)
eCl@ss 10.0	27-44-04-92
eCl@ss 9.0	27-44-04-92
ETIM 8.0	EC002848
ETIM 7.0	EC002848
PU (SPU)	50 pcs
Packaging type	Box
Country of origin	DE
GTIN	4017332548250
Customs tariff number	39269097900

### Environmental Product Compliance

RoHS Compliance Status Compliant, No Exemption

### Approvals / Certificates

#### General approvals



Approval	Standard	Certificate Name
CB DEKRA Certification B.V.	EN 61984	NL-54190
KEMA/KEUR DEKRA Certification B.V.	EN 61984	71-105522

#### Approvals for marine applications



Approval	Standard	Certificate Name
DNV DNV GL SE	-	TAE000016Z
LR Lloyds Register	IEC 61984	96/20035 (E5)

## Downloads

### Environmental Product Compliance

#### Compliance Search

Environmental Product  
Compliance 734-632



## Documentation

### Additional Information

Technical Section

03.04.2019

pdf

2010.85 KB



## CAD/CAE-Data

### CAD data

2D/3D Models 734-632



### CAE data

EPLAN Data Portal  
734-632




ZUKEN Portal 734-632




## Installation Notes

### Application



4-pole, 1-conductor female connector, with locking levers and strain relief housing (2- to 5-pole strain relief housing suitable only for cable ties)

### Application



8-pole; 1-conductor male connector; with strain relief housing (6- to 12-pole strain relief housings suitable for cable clamp)