


Data Sheet | Item Number: 734-609

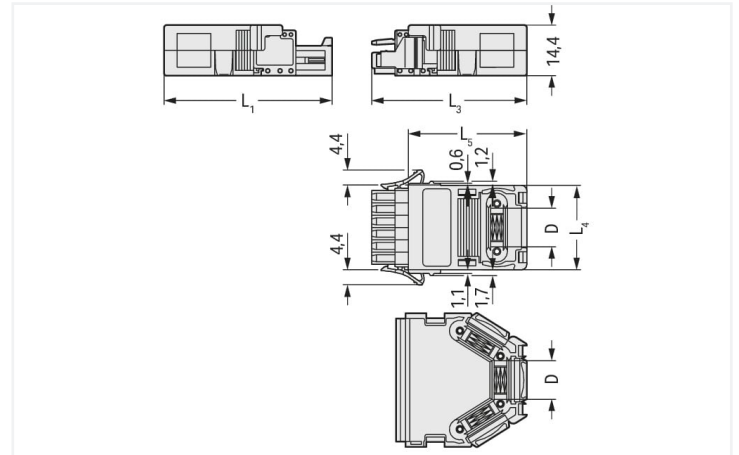
Strain relief housing; for female and male connectors; 2 parts; Pin spacing 3.5 mm;
9-pole; light gray

<https://www.wago.com/734-609>



Color: ■ light gray

Similar to illustration



Dimensions in mm

Strain Relief Housing Dimensions (in mm):

Pole No.	L4	L3	L1	L5	D
2	10.0	43.1	46.8	32.7	5.0
3	13.5	43.1	46.8	32.7	8.5
4	17.0	43.1	46.8	32.7	8.5
5	20.5	43.1	46.8	32.7	8.5
6	24.0	44.1	47.8	33.7	11.5
7	27.5	44.1	47.8	33.7	11.5
8	31.0	44.1	47.8	33.7	11.5
9	34.5	44.1	47.8	33.7	11.5
10	38.0	53.1	56.8	42.7	11.5
11	41.5	53.1	56.8	42.7	11.5
12	45.0	53.1	56.8	42.7	11.5

- Suitable for cable clamp
- 1 x cable outlet, rear

Connection data

Connection 1

Pole number 9

Physical data

Pin spacing	3.5 mm / 0.138 inches
Width	34.5 mm / 1.358 inches
Height	14.4 mm / 0.567 inches
Depth	33.7 mm / 1.327 inches

Mechanical data

Suitable	for standard male and female connectors
----------	---

Material data

Note (material data)	Information on material specifications can be found here
Color	light gray
Material group	I
Insulation material	Polyamide (PA66)
Flammability class per UL94	V0
Fire load	0.15 MJ
Weight	4.9 g

Commercial data

Product Group	3 (Multi Conn. System)
eCl@ss 10.0	27-44-04-92
eCl@ss 9.0	27-44-04-92
ETIM 8.0	EC002848
ETIM 7.0	EC002848
PU (SPU)	25 pcs
Packaging type	Box
Country of origin	DE
GTIN	4017332693974
Customs tariff number	39269097900

Environmental Product Compliance

RoHS Compliance Status	Compliant, No Exemption
------------------------	-------------------------

Approvals / Certificates

General approvals



Approval	Standard	Certificate Name
CCA DEKRA Certification B.V.	EN 61984	2169534.02
CCA DEKRA Certification B.V.	EN 61984	nl-54190

Approvals for marine applications



Approval	Standard	Certificate Name
ABS American Bureau of Ship- ping	-	19-HG1869876-PDA
DNV DNV GL SE	-	TAE000016Z
LR Lloyds Register	IEC 61984	96/20035 (E5)

Downloads

Environmental Product Compliance

Compliance Search

Environmental Product Compliance 734-609



Documentation

Additional Information

Technical Section

03.04.2019

pdf

2010.85 KB



CAD/CAE-Data

CAD data

2D/3D Models 734-609



CAE data

EPLAN Data Portal 734-609



ZUKEN Portal 734-609



1 Compatible Products

1.1 Required Accessories

1.1.1 Strain relief

1.1.1.1 Mounting accessories



[Item No.: 209-177](#)


Cable clamp; for strain relief; 4- to 6-pole

[Item No.: 209-172](#)

Fixing screws; for cable clamp; 6- to 12-pole


Installation Notes

Application



4-pole, 1-conductor female connector, with locking levers and strain relief housing (2- to 5-pole strain relief housing suitable only for cable ties)

Application



8-pole; 1-conductor male connector; with strain relief housing (6- to 12-pole strain relief housings suitable for cable clamp)