


Data Sheet | Item Number: 734-605

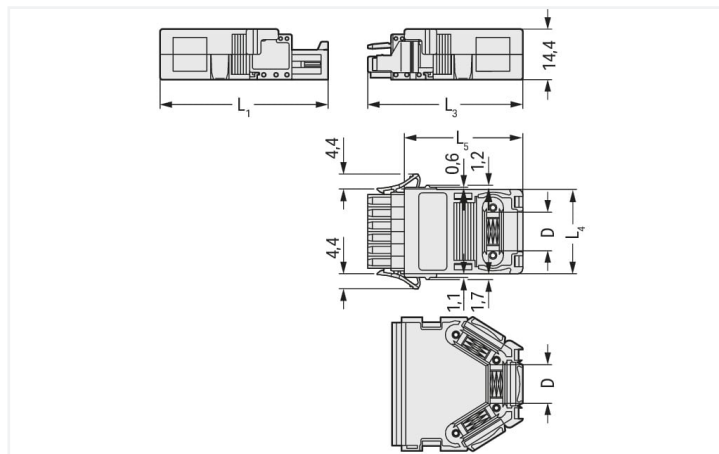
Strain relief housing; for female and male connectors; 2 parts; Pin spacing 3.5 mm;
5-pole; light gray

<https://www.wago.com/734-605>



Color: ■ light gray

Similar to illustration



Dimensions in mm

Strain Relief Housing Dimensions (in mm):

Pole No.	L4	L3	L1	L5	D
2	10.0	43.1	46.8	32.7	5.0
3	13.5	43.1	46.8	32.7	8.5
4	17.0	43.1	46.8	32.7	8.5
5	20.5	43.1	46.8	32.7	8.5
6	24.0	44.1	47.8	33.7	11.5
7	27.5	44.1	47.8	33.7	11.5
8	31.0	44.1	47.8	33.7	11.5
9	34.5	44.1	47.8	33.7	11.5
10	38.0	53.1	56.8	42.7	11.5
11	41.5	53.1	56.8	42.7	11.5
12	45.0	53.1	56.8	42.7	11.5

- Only for use with cable binders
- Cable binder width: max. 3.6 mm
- 1 x cable outlet, rear

Connection data

Connection 1

Pole number 5

Physical data

Pin spacing	3.5 mm / 0.138 inches
Width	20.5 mm / 0.807 inches
Height	14.4 mm / 0.567 inches
Depth	32.7 mm / 1.287 inches

Mechanical data

Suitable	for standard male and female connectors
----------	---

Material data

Note (material data)	Information on material specifications can be found here
Color	light gray
Material group	I
Insulation material	Polyamide (PA66)
Flammability class per UL94	V0
Fire load	0.095 MJ
Weight	3 g

Commercial data

Product Group	3 (Multi Conn. System)
eCl@ss 10.0	27-44-04-92
eCl@ss 9.0	27-44-04-92
ETIM 8.0	EC002848
ETIM 7.0	EC002848
PU (SPU)	25 pcs
Packaging type	Box
Country of origin	DE
GTIN	4017332578424
Customs tariff number	39269097900

Environmental Product Compliance

RoHS Compliance Status	Compliant, No Exemption
------------------------	-------------------------

Approvals / Certificates

General approvals



Approval	Standard	Certificate Name
CCA DEKRA Certification B.V.	EN 61984	2169534.02
CCA DEKRA Certification B.V.	EN 61984	nl-54190

Approvals for marine applications



Approval	Standard	Certificate Name
ABS American Bureau of Ship- ping	-	19-HG1869876-PDA
DNV DNV GL SE	-	TAE000016Z
LR Lloyds Register	IEC 61984	96/20035 (E5)

Downloads

Environmental Product Compliance

Compliance Search			
Environmental Product Compliance 734-605			↓

Documentation

Additional Information			
Technical Section	03.04.2019	pdf 2010.85 KB	↓


CAD/CAE-Data

CAD data	
2D/3D Models 734-605	↓

CAE data	
EPLAN Data Portal 734-605	↓
ZUKEN Portal 734-605	↓


Installation Notes

Application



4-pole, 1-conductor female connector, with locking levers and strain relief housing (2- to 5-pole strain relief housing suitable only for cable ties)

Application



8-pole, 1-conductor male connector; with strain relief housing (6- to 12-pole strain relief housings suitable for cable clamp)