

Productinformatieblad

Specificaties



Kop voor keuzeschakelaar, 2 standen, Ø22mm, Zwart

ZB4BJ2

EAN Code: 3389110889024

Prijs: 13,45 EUR

Hoofd

| | |
|------------------------------------|--------------------------|
| range of product | Harmony XB4 |
| product of component type | Kop voor keuzeschakelaar |
| device short name | ZB4 |
| kraag materiaal | Verchroomd metaal |
| bevestigingsdiameter | 22 mm |
| koptype | Standaard |
| verkoop per ondeelbare hoeveelheid | 1 |
| vorm van kop signaleringseenheid | Rond |
| type operator | blijven |
| operator profiel | Zwart lange hendel |
| informatie positie operator | 2 standen 90° |

Complementair

| | |
|--------------------------------|--|
| CAD totale breedte | 29 mm |
| CAD totale hoogte | 38 mm |
| CAD totale diepte | 44 mm |
| gewicht product | 0,04 kg |
| weerstand hoge druk drukkring | 7000000 Pa om 55 °C, afstand: 0.1 m |
| mechanical durability | 1000000 cycles |
| elektrische samenstellingscode | C3 voor <6 contacten gebruik enkelvoudig blokken in vooraan gemonteerd C4 voor <6 contacten gebruik enkelvoudig en dubbel blokken in vooraan gemonteerd C5 voor <5 contacten gebruik enkelvoudig blokken in vooraan gemonteerd C6 voor <5 contacten gebruik enkelvoudig en dubbel blokken in vooraan gemonteerd C7 voor <4 contacten gebruik enkelvoudig blokken in vooraan gemonteerd C8 voor <4 contacten gebruik enkelvoudig en dubbel blokken in vooraan gemonteerd C11 voor <3 contacten gebruik enkelvoudig blokken in vooraan gemonteerd C15 voor <1 contacten gebruik enkelvoudig blokken in vooraan gemonteerd |
| product presentatie | Basisonderdeel |

Omgeving

| | |
|-------------------------------------|---|
| beschermende behandeling | TH |
| ambient air temperature for storage | -40...70 °C |
| omgevingstemperatuur voor werking | -40...70 °C |
| overvoltage category | Klasse I In overeenstemming met IEC 60536 |

De weergegeven prijs is de adviesprijs in euro excl. BTW. Deze kan onderhevig zijn aan korting. Neem contact op met uw lokale distributeur of detailhandel voor de daadwerkelijke prijs

| | |
|-------------------------------|--|
| IP beschermingsgraad | IP67 In overeenstemming met IEC 60529 IP69 IP69K |
| Enclosure Type | UL type 4X/13 |
| IK-beschermingsgraad | IK06 In overeenstemming met IEC 50102 |
| standards | UL 508 IEC 60947-1 IEC 60947-5-5 CSA C22.2 Nr 14 IEC 60947-5-1 IEC 60947-5-4 JIS C8201-5-1 JIS C8201-1 |
| product certifications | CSA DNV BV LROS (Lloyds register of shipping) UL listed |
| trilling bestendigheid | 5 gn (f= 2...500 Hz) In overeenstemming met IEC 60068-2-6 |
| schokbestendigheid | 30 gn (duur = 18 ms) voor halve sinusgolf versnelling In overeenstemming met IEC 60068-2-27 50 gn (duur = 11 ms) voor halve sinusgolf versnelling In overeenstemming met IEC 60068-2-27 |

Verpakkingseenheid

| | |
|--|------------|
| Eenheidstype van verpakking 1 | PCE |
| Aantal eenheden in verpakking 1 | 1 |
| verpakking 1 hoogte | 3,600 cm |
| verpakking 1 breedte | 5,200 cm |
| verpakking 1 lengte | 5,500 cm |
| verpakking_1_gewicht | 45,200 g |
| Eenheidstype van verpakking 2 | S03 |
| Aantal eenheden in verpakking 2 | 250 |
| verpakking 2 hoogte | 30,000 cm |
| verpakking 2 breedte | 30,000 cm |
| verpakking 2 lengte | 40,000 cm |
| verpakking 2 gewicht | 11,812 kg |
| Eenheidstype van verpakking 3 | P06 |
| Aantal eenheden in verpakking 3 | 2000 |
| verpakking_3_hoogte | 75,000 cm |
| verpakking 3 breedte | 60,000 cm |
| verpakking 3 lengte | 80,000 cm |
| verpakking 3 gewicht | 106,204 kg |

contractuele waarborg

| | |
|------------------------------|----|
| Garantie (in maanden) | 18 |
|------------------------------|----|

Schneider Electric wil tegen 2050 de Net Zero-status hebben bereikt via partnerschappen in de toeleveringsketen, materialen met een lagere impact en circulariteit via onze doorlopende campagne "Use Better, Use Longer, Use Again" om de levensduur van producten en de recycleerbaarheid te verlengen.

[Uitleg van Environmental Data >](#)

[Hoe evalueren we de duurzaamheid van producten? >](#)

Milieuvoetafdruk

| | |
|---|----------------|
| Totale levenscyclus ecologische voetafdruk | 0.3 kg CO2 eq. |
| Koolstofvoetafdruk van de fabricagefase [A1–A3] | 0.3 kg CO2 eq. |
| Koolstofvoetafdruk van de distributiefase [A4] | 0 kg CO2 eq. |
| Koolstofvoetafdruk van de installatiefase [A5] | 0 kg CO2 eq. |
| Koolstofvoetafdruk van de gebruiksfase [B2, B3, B4, B6] | 0 kg CO2 eq. |
| Koolstofvoetafdruk van de einde-levensfase [C1–C4] | 0 kg CO2 eq. |

Use Better

Materialen en verpakking

| | |
|--|--|
| Gemiddeld percentage gerecycleerde kunststof | 66 % |
| Gemiddeld percentage gerecycleerd metaal | 21 % |
| Pakket met gerecycleerd karton | Nee |
| Verpakkingen zonder kunststof | Nee |
| RoHS-richtlijn van de EU | Conform |
| REACH-verordening | Referentie bevat geen SVHC boven drempelwaarde |

Use Longer

Levensduurverlenging

| | |
|-----------|-----|
| Reparatie | Nee |
|-----------|-----|

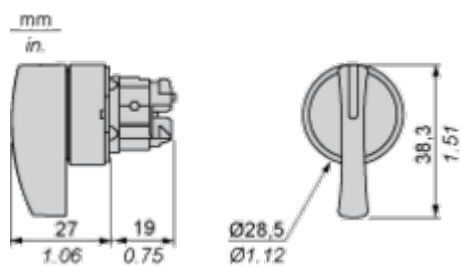
Use Again

Herverpakken en herfabriceren

| | |
|-------------------|--|
| Circulair Profiel | Informatie over einde levensduur |
| Terugname | Ja |

Dimensions Drawings

Dimensions



Mounting and Clearance

Panel Cut-out for Pushbuttons, Switches and Pilot Lights (Finished Holes, Ready for Installation)

| Connection by Screw Clamp Terminals or Plug-in Connectors or on Printed Circuit Board | Connection by Faston Connectors |
|---|--|
|  |  |
| <p>(1) Diameter on finished panel or support (2) 40 mm min. / 1.57 in. min. (3) 30 mm min. / 1.18 in. min. (4) $\varnothing 22.5 \text{ mm} / 0.89 \text{ in. recommended } (\varnothing 22.3 \text{ mm }_0^{+0.4} / 0.88 \text{ in. }_0^{+0.016})$ (5) 45 mm min. / 1.78 in. min. (6) 32 mm min. / 1.26 in. min.</p> | |



A: 1.18 in. min.

B: 1.57 in. min.

General Tolerances of the Panel and Printed Circuit Board

The cumulative tolerance must not exceed 0.3 mm / 0.012 in: T1 + T2 = 0.3 mm max.

Installation Precautions

- Minimum thickness of circuit board: 1.6 mm / 0.06 in.
- Cut-out diameter: 22.4 mm ± 0.1 / 0.88 in. ± 0.004
- Orientation of body/fixing collar ZB4 BZ009: ± 2° 30' (excluding cut-outs marked a and b).
- Tightening torque of screws ZBZ 006: 0.6 N.m (5.3 lbf.in) max.
- Allow for one ZB4 BZ079 fixing collar/pillar and its fixing screws:
 - every 90 mm / 3.54 in. horizontally (X), and 120 mm / 4.72 in. vertically (Y).
 - with each selector switch head (ZB4 BD*, ZB4 BJ*, ZB4 BG*).

The fixing centers marked a and b are diagonally opposed and must align with those marked 4 and 5.



(1) Panel

(2) Printed circuit board

Mounting of Adapter (Socket) ZBZ 01•

- 1 2 elongated holes for ZBZ 006 screw access
- 2 1 hole $\varnothing 2.4 \text{ mm} \pm 0.05 / 0.09 \text{ in.} \pm 0.002$ for centring adapter ZBZ 01•
- 3 $8 \times \varnothing 1.2 \text{ mm} / 0.05 \text{ in.}$ holes
- 4 1 hole $\varnothing 2.9 \text{ mm} \pm 0.05 / 0.11 \text{ in.} \pm 0.002$, for aligning the printed circuit board (with cut-out marked a)
- 5 1 elongated hole for aligning the printed circuit board (with cut-out marked b)
- 6 4 holes $\varnothing 2.4 \text{ mm} / 0.09 \text{ in.}$ for clipping in adapter ZBZ 01•

Dimensions An + 18.1 relate to the $\varnothing 2.4 \text{ mm} \pm 0.05 / 0.09 \text{ in.} \pm 0.002$ holes for centring adapter ZBZ 01•.

Technical Description

Electrical Composition Corresponding to Code C3



Electrical Composition Corresponding to Code C4



Electrical Composition Corresponding to Code C5



Electrical Composition Corresponding to Code C6



Electrical Composition Corresponding to Code C7



Electrical Composition Corresponding to Code C8



Electrical Composition Corresponding to Codes C9, C11, SF1 and SR1

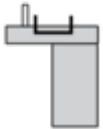


Electrical Composition Corresponding to Code C15

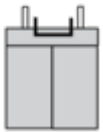
1 N/O



1 N/C



1 N/O + N/C or 1 N/O + N/O or 1 N/C + N/C



Legend

Single contact



Double contact



Light block



Possible location



Sequence of Contacts Fitted to 2-position Selector Switch Body

Position 315°



| | | | | | |
|-------------|-----------------|--------|--------|--------|-------|
| Push | Position | Top | | | |
| | | Bottom | | | |
| | Location | | Left | Centre | Right |
| | State | | 0 | 0 | 0 |
| | Contacts | N/O | | open | open |
| N/C | | closed | closed | closed | |

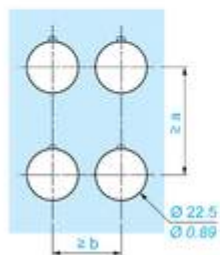
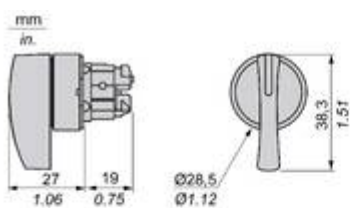
Position 45°



| | | | | | |
|-----------------|----------|--------|--------|--------|--------|
| Push | Position | Top | | | |
| | | Bottom | | | |
| | Location | | Left | Centre | Right |
| | State | | 1 | 1 | 1 |
| Contacts | N/O | | closed | closed | closed |
| | N/C | | open | open | open |

Technical Illustration

Dimensions



| | | a (mm) | a (in.) | b (mm) | b (in.) |
|-----------|-----------|--------|---------|--------|---------|
| | | 40 | 1.57 | 30 | 1.18 |
| ZBE..... | ZBV..... | | | | |
| | | 45 | 1.77 | 32 | 1.26 |
| ZBE.....3 | ZBV.....3 | | | | |
| | | 40 | 1.57 | 30 | 1.18 |
| ZBE.....4 | ZBV.....4 | | | | |
| | | 50 | 1.97 | 30 | 1.18 |
| ZBE.....5 | ZBV.....5 | | | | |
| | | 40 | 1.57 | 30 | 1.18 |
| ZBE.....9 | ZBV.....9 | | | | |
| | | 40 | 1.57 | 30 | 1.18 |
| ZBRT• | ZBRV1 | | | | |

Offer Marketing Illustration

Product benefits / Features



The infographic features a central image of a red Schneider XB4 terminal block against a green background. Surrounding the central image are five circular icons, each with a corresponding text description of a feature. The features are: quick and easy assembly and disassembly (wrench and screwdriver icon), excellent mechanical connection with operator head (hand holding a screwdriver icon), various types of connection (screw clamp, connector, Faston connector, spring terminal, or printed circuit board) (screwdriver icon), a large set of accessories to customize panels (screwdriver icon), and robustness to withstand harsh environments (lightning bolt icon).

Features Harmony XB4

-  Quick and easy assembly and disassembly
-  Excellent mechanical connection with operator head
-  Various types of connection: screw clamp, connector, Faston connector, spring terminal, or printed circuit board
-  Large set of accessories to customize your panels
-  Robustness to withstand harsh environments

Offer Marketing Illustration

Product benefits / Features

Technical Benefits

Harmony XB4




Image of product / Alternate images

Alternative

