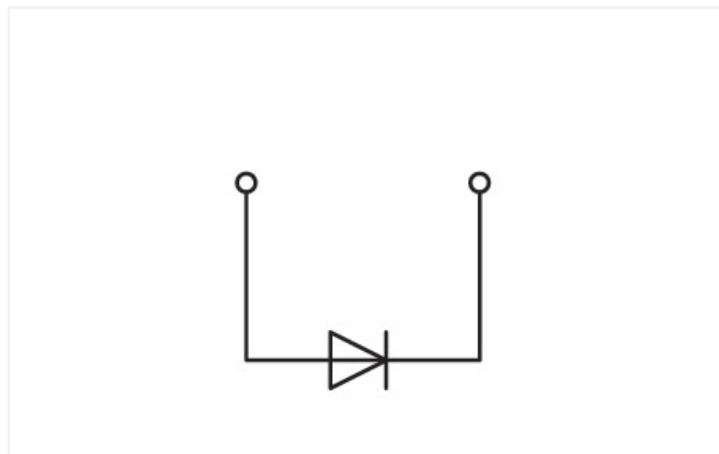


Data Sheet | Item Number: 769-208/281-410

2-pin component carrier block; with 2 jumper positions; with diode 1N4007; anode, left side; for DIN-rail 35 x 15 and 35 x 7.5; 4 mm²; gray

<https://www.wago.com/769-208/281-410>



Color: ■ gray

769-208/281-410

Electrical data

Ratings per IEC/EN

Rated current 0.5 A

General information

Nominal voltage 250 V
Reverse voltage 1000 V

Connection data

Total number of potentials 1
Number of levels 1

Connection 1

Wiring direction Front-entry wiring

Physical data

Width 5 mm / 0.197 inches
Height 87.5 mm / 3.445 inches
Depth from upper-edge of DIN-rail 28.5 mm / 1.122 inches

Mechanical data

Design horizontal type
Mounting type DIN-35 rail
Marking level Center marking

Material data

Note (material data)

[Information on material specifications can be found here](https://www.wago.com/us/material-specifications)

Color gray
Material group I
Insulation material Polyamide (PA66)
Flammability class per UL94 V0
Fire load 0.17 MJ
Weight 7.5 g

Environmental requirements

Processing temperature	-35 ... +85 °C
Continuous operating temperature	-60 ... +105 °C

Commercial data

Product Group	18 (X-COM-System)
eCl@ss 10.0	27-14-11-27
eCl@ss 9.0	27-14-11-27
ETIM 8.0	EC000903
ETIM 7.0	EC000903
PU (SPU)	50 pcs
Packaging type	Box
Country of origin	DE
GTIN	4045454198367
Customs tariff number	85366990990

Environmental Product Compliance

CAS-No.	7439-92-1 79-94-7
REACH Candidate List Substance	2,2',6,6'-tetrabromo-4,4'-isopropylidenediphenol Lead
RoHS Compliance Status	Compliant,With Exemption
RoHS Exemption	7(a) 7(c)-I
SCIP notification number (Austria)	b4f2a4dd-809c-42d3-9de3-f0f90b1b0146
SCIP notification number (Belgium)	73801883-2a18-42a5-9a6d-490ee4328ea5
SCIP notification number (Bulgaria)	38eb3c80-c533-4791-95d8-c56457b7f0e6
SCIP notification number (Czech Republic)	1b460834-00f0-4b55-85b0-b42a7049c1dd
SCIP notification number (Denmark)	5958448d-0b32-4856-ae4b-df539c9e3b3a
SCIP notification number (Finland)	12d0bf27-1803-40cd-aabf-997cfe4e48bf
SCIP notification number (France)	ad7af602-c282-4d33-9f7b-316973f37925
SCIP notification number (Germany)	6a66335b-eb5f-43f8-a8ce-32e9d6287493
SCIP notification number (Hungary)	010682df-a8bb-4839-a8d1-84e66cc4408d
SCIP notification number (Italy)	724362d8-7981-4495-b9dd-d9e6ab7d1a4e
SCIP notification number (Netherlands)	ede615d2-80db-4776-923f-30954f130e21
SCIP notification number (Poland)	5ed9dbee-ea0e-410b-8954-abac6e94b13d
SCIP notification number (Romania)	f7a6a3ab-688b-43a6-8346-205d5b38e73c
SCIP notification number (Sweden)	6058ccbba-4756-4051-a0da-ce62f024e254

Approvals / Certificates

General approvals



Approval	Standard	Certificate Name
CCA DEKRA Certification B.V.	EN 60947	NTR NL-7626
CSA CSA Group	C22.2	1101144
KEMA/KEUR DEKRA Certification B.V.	EN 60947	2190419.01

Declarations of conformity and manufacturer's declarations

Approval	Standard	Certificate Name
EU-Declaration of Confor- mity WAGO GmbH & Co. KG	-	-
UK-Declaration of Confor- mity WAGO GmbH & Co. KG	-	-

Approvals for marine applications



Approval	Standard	Certificate Name
ABS American Bureau of Ship- ping	EN 60947	20-HG1941090-PDA
DNV GL Det Norske Veritas, Ger- manischer Lloyd	-	TAE00001V2

Downloads

Environmental Product Compliance

Compliance Search	
Environmental Product Compliance 769-208/281-410	↓

Documentation

Additional Information		
Technical Section	pdf 2240.62 KB	↓

Bid Text			
769-208/281-410	19.02.2019	xml 2.93 KB	↓
769-208/281-410	02.10.2017	doc 24.50 KB	↓

CAD/CAE-Data

CAD data	
2D/3D Models 769-208/281-410	↓

CAE data	
EPLAN Data Portal 769-208/281-410	↓
WSCAD Universe 769-208/281-410	↓
ZUKEN Portal 769-208/281-410	↓

1 Compatible Products

1.1 System counterpart

1.1.1 Female connector/socket



Item No.: 769-101/022-000
1-conductor female connector, angled;
CAGE CLAMP®; 4 mm²; Pin spacing 5 mm;
1-pole; coding finger; 4,00 mm²; gray

Item No.: 769-101
1-conductor female connector; CAGE
CLAMP®; 4 mm²; Pin spacing 5 mm; 1-po-
le; coding finger; 4,00 mm²; gray

Item No.: 769-121
2-conductor female connector; CAGE
CLAMP®; 4 mm²; Pin spacing 5 mm; 1-po-
le; coding finger; 4,00 mm²; gray

1.2 Required Accessories

1.2.1 End plate

1.2.1.1 End plate



Item No.: 769-309

End and intermediate plate; 1.1 mm thick; gray



Item No.: 769-310

End and intermediate plate; 1.1 mm thick; orange

1.3 Optional Accessories

1.3.1 Coding

1.3.1.1 Coding



Item No.: 769-435

Coding pin; for coding of female plugs; for carrier terminal blocks / male connectors; orange

1.3.2 Cover

1.3.2.1 Cover



Item No.: 769-438

Pin cover; with marker slot for miniature WSB; gray



Item No.: 769-439

Pin cover; with marker slot for miniature WSB; orange

1.3.3 DIN-rail

1.3.3.1 Mounting accessories



Item No.: 210-196

Aluminum carrier rail; 35 x 8.2 mm; 1.6 mm thick; 2 m long; unslotted; similar to EN 60715; silver-colored



Item No.: 210-198

Copper carrier rail; 35 x 15 mm; 2.3 mm thick; 2 m long; unslotted; according to EN 60715; copper-colored



Item No.: 210-508

Steel carrier rail; 35 x 15 mm; 1.5 mm thick; 2 m long; slotted; galvanized; similar to EN 60715; silver-colored



Item No.: 210-197

Steel carrier rail; 35 x 15 mm; 1.5 mm thick; 2 m long; slotted; similar to EN 60715; silver-colored



Item No.: 210-506

Steel carrier rail; 35 x 15 mm; 1.5 mm thick; 2 m long; unslotted; galvanized; similar to EN 60715; silver-colored



Item No.: 210-114

Steel carrier rail; 35 x 15 mm; 1.5 mm thick; 2 m long; unslotted; similar to EN 60715; silver-colored



Item No.: 210-118

Steel carrier rail; 35 x 15 mm; 2.3 mm thick; 2 m long; unslotted; according to EN 60715; silver-colored



Item No.: 210-115

Steel carrier rail; 35 x 7.5 mm; 1 mm thick; 2 m long; slotted; according to EN 60715; "Hole width 18 mm; silver-colored



Item No.: 210-112

Steel carrier rail; 35 x 7.5 mm; 1 mm thick; 2 m long; slotted; according to EN 60715; "Hole width 25 mm; silver-colored



Item No.: 210-504

Steel carrier rail; 35 x 7.5 mm; 1 mm thick; 2 m long; slotted; galvanized; according to EN 60715; silver-colored



Item No.: 210-113

Steel carrier rail; 35 x 7.5 mm; 1 mm thick; 2 m long; unslotted; according to EN 60715; silver-colored



Item No.: 210-505

Steel carrier rail; 35 x 7.5 mm; 1 mm thick; 2 m long; unslotted; galvanized; according to EN 60715; silver-colored

1.3.4 End plate

1.3.4.1 End plate



Item No.: 769-313

Separator plate; 1.1 mm thick; oversized; orange

1.3.5 Installation

1.3.5.1 Mounting accessories



Item No.: 209-106

Mounting carrier; for isolated mounting on DIN 35 rails; gray



Item No.: 249-116

Screwless end stop; 6 mm wide; for DIN-rail 35 x 15 and 35 x 7.5; gray

1.3.6 Jumper

1.3.6.1 Jumper



Item No.: 280-402

Jumper; insulated; gray



Item No.: 280-409

Jumper; insulated; gray



Item No.: 780-452

Staggered jumper; from 1 to 2; insulated; gray



Item No.: 780-453

Staggered jumper; from 1 to 3; insulated; gray



Item No.: 780-454

Staggered jumper; from 1 to 4; insulated; gray



Item No.: 780-455

Staggered jumper; from 1 to 5; insulated; gray



Item No.: 780-456

Staggered jumper; from 1 to 6; insulated; gray



Item No.: 780-457

Staggered jumper; from 1 to 7; insulated; gray



Item No.: 780-458

Staggered jumper; from 1 to 8; insulated; gray

1.3.7 Marking

1.3.7.1 Marker



Item No.: 2009-145

Mini-WSB Inline; for Smart Printer; 1700 pieces on roll; stretchable 5 - 5.2 mm; plain; snap-on type; white



Item No.: 248-501

Mini-WSB marking card; as card; not stretchable; plain; snap-on type; white

1.3.8 Push-in type wire jumper

1.3.8.1 Jumper



Item No.: 249-126

Push-in type wire jumper; 0.75 mm²; insulated; 110 mm long; black



Item No.: 249-123

Push-in type wire jumper; 0.75 mm²; insulated; 180 mm long; black



Item No.: 249-127

Push-in type wire jumper; 0.75 mm²; insulated; 250 mm long; black



Item No.: 249-125

Push-in type wire jumper; insulated; 60 mm long; black

1.3.9 Test and measurement

1.3.9.1 Testing accessories



Item No.: 280-419

Spacer module; modular; bridging commoned terminal blocks; gray



Item No.: 280-404

Test plug adapter; 5 mm wide; for test plug (2.3 mm Ø); suitable for 1.5 mm² - 4 mm² tbs; gray



Item No.: 280-418

Test plug module; modular; suitable for all WAGO 280 and 780 Series rail-mounted terminal blocks with jumper slots in the current bar; gray

1.3.10 Tool

1.3.10.1 Operating tool




Item No.: 210-720


Operating tool; Blade: 3.5 x 0.5 mm; with a partially insulated shaft; multicoloured

Installation Notes

Installation




Snap individual carrier terminal blocks onto the DIN-rail and slide together.




Open the assembly by laterally sliding a block via operating tool and remove terminal block via release lever.


Commoning




Commoning with adjacent or staggered jumpers. Push jumpers down until fully inserted.



Commoning carrier terminal blocks via staggered jumpers.




Commoning a 2-conductor female plug via staggered jumper and carrier terminal blocks via adjacent jumpers.




Commoning carrier terminal blocks via push-in type wire jumpers or adjacent jumpers – even over an intermediate plate.

Coding



Snap coding pin in proper direction on carrier terminal block.
Shown: Coding pin removal from carrier terminal block.

Locking system



Securing a female plug via locking lever on the terminal block side.