

This digital output module transmits control signals from the automation device to the connected actuators. The module has four semiconductor switches with very low on-resistance MOSFETs suitable for both AC and DC voltages. The semiconductor outputs are not permanently short-circuit proof so external fusing is required. The control of the semiconductor outputs is galvanically isolated from the internal system voltage. Furthermore, the output channels of the 750-528 I/O Module are also electrically isolated from each other. The field supply voltage is fed to the right-hand modules via the power contacts. The signal states for controlling the four digital outputs are indicated by status LEDs.

**Notice:**  
 If AC voltages are fed via the power contacts or DC voltages >31.2 V are used, a suitable supply module (e.g., 750-612) must be provided!

Technical data	
Number of digital outputs	4
Total number of channels (module)	4
Signal type	Digital
Signal type (voltage)	30 VAC/DC
Actuator connection	4 x (2-wire)
Output characteristic	high-side switching
Output current per channel	2 A
Output current (module)	8 A
Output current	requires external fuses
Load type	Resistive; inductive (Limit induction voltage peaks externally)
Contact resistance (max.)	0.04 Ω
Contact resistance (typ.)	0.02 Ω

### Technical data

Delay time T <sub>on</sub> from 0 to 1	1000 µs
Delay time T <sub>off</sub> from 1 to 0	20000 µs
Switching frequency (max.)	1 Hz
Inductive load switch-off energy dissipation (max.)	0.18 J
Output data width (internal) max.	4 bits
Supply voltage (system)	5 VDC; via data contacts
Current consumption (5 V system supply)	57 mA
Supply voltage (field)	30 VAC/DC, SELV; via power jumper contacts (power supply via blade contact; transmission (field side supply voltage only) via spring contact)
Current consumption, field supply (module with no external load)	0 mA
Isolation	500 V system/field or channel/channel
Indicators	LED (A, B, E, F) green: Status DO 1 ... DO 4
Number of incoming power jumper contacts	2
Number of outgoing power jumper contacts	2
Current carrying capacity (power jumper contacts)	10 A
Overtoltage category	II

### Connection Data

Connection technology: I/O	8 x CAGE CLAMP® (outputs)
Connectable conductor materials	Copper
Connection type	Output
Solid conductor	0.08 ... 2.5 mm <sup>2</sup> / 28 ... 14 AWG
Fine-stranded conductor	0.08 ... 2.5 mm <sup>2</sup> / 28 ... 14 AWG
Strip length	8 ... 9 mm / 0.31 ... 0.35 inches

### Physical data

Width	12 mm / 0.472 inches
Height	100 mm / 3.937 inches
Depth	69.8 mm / 2.748 inches
Depth from upper-edge of DIN-rail	62.6 mm / 2.465 inches

### Mechanical data

Mounting type	DIN-35 rail
Pluggable connector	fixed

### Material data

Housing material	Polycarbonate; polyamide 6.6
Fire load	0.671 MJ
Weight	54 g
Conformity marking	CE

### Environmental requirements

Ambient temperature (operation)	0 ... +55 °C
Ambient temperature (storage)	-40 ... +85 °C
Protection type	IP20
Protection class	III
Operating altitude	0 ... 2000 m / 0 ... 6562 ft
Mounting position	Horizontal left, horizontal right, horizontal top, horizontal bottom, vertical top and vertical bottom
Relative humidity (without condensation)	95 %
Vibration resistance	4g per IEC 60068-2-6
Shock resistance	15g per IEC 60068-2-27
EMC immunity to interference	per EN 61000-6-1, -2; marine applications
EMC emission of interference	per EN 61000-6-3, -4; marine applications
Exposure to pollutants	per IEC 60068-2-42 and IEC 60068-2-43
Permissible H <sub>2</sub> S contaminant concentration at a relative humidity 75 %	10 ppm
Permissible SO <sub>2</sub> contaminant concentration at a relative humidity 75 %	25 ppm

### Commercial data

PU (SPU)	1 pcs
Packaging type	Box
Country of origin	DE
GTIN	4066966082524
Customs tariff number	85371098990

### Product Classification

UNSPSC	32151705
ETIM 9.0	EC001599
ETIM 10.0	EC001599
ECCN	NO US CLASSIFICATION

### Environmental Product Compliance

CAS-No.	1303-86-2 1317-36-8 7439-92-1
REACH Candidate List Substance	Diboron trioxide Lead Lead monoxide
RoHS Compliance Status	Compliant,With Exemption
RoHS Exemption	7(c)-I
SCIP notification number (Austria)	9780103d-4209-4063-9caa-ed782ef7f5b2
SCIP notification number (Belgium)	ab88f967-2739-4bfe-aaaa-0233dcab727a
SCIP notification number (Bulgaria)	0b7de003-f985-4228-915a-a012e4496469
SCIP notification number (Czech Republic)	b8200a71-6d91-43ec-9252-b9bafaf6e7c0
SCIP notification number (Denmark)	3f6ad7ac-0a14-464a-80a0-e5404a50e251
SCIP notification number (Finland)	c9e33524-b142-49a0-afee-7abbb270aa2f
SCIP notification number (France)	a5128dc1-dd50-49fe-b632-661632365b42
SCIP notification number (Germany)	c69938f2-30ac-4739-8953-765224cf5228
SCIP notification number (Hungary)	83debe4d-8b07-46f6-b286-e9797b3ac8e4
SCIP notification number (Italy)	34b13db9-bae6-4785-810a-23ba751084c0
SCIP notification number (Netherlands)	43adf4c8-f135-4cf8-a8cc-704ad9092ca9
SCIP notification number (Poland)	eaea6b07-1b20-49d8-9d07-97c9da9ad76d
SCIP notification number (Romania)	af29cf77-e8da-44c6-9a01-10b6e6603529
SCIP notification number (Sweden)	9e61c717-c9f8-40d9-948f-f3b256a6678f

Approvals / Certificates

General approvals



Approval	Standard	Certificate Name
EAC GZO Almaty Standart	TP TC 020/2011	EAC CoC 03083
UL Underwriters Laboratories Inc. (ORDINARY LOCATIONS)	-	E175199

Declarations of conformity and manufacturer's declarations

Approval	Standard	Certificate Name
EU-Declaration of Conformity WAGO GmbH & Co. KG	-	-
UK-Declaration of Conformity WAGO GmbH & Co. KG	-	-

Approvals for hazardous areas



Approval	Standard	Certificate Name
ATEX TUEV Nord Cert GmbH	-	TUEV14ATEX148929X (II 3 G Ex ec IIC T4 Gc)
CCCEX CQST/CNEX	-	2020312310000213 (Ex ec IIC T4 Gc)
IECEX TUEV Nord Cert GmbH	-	IECEX TUN 14.0035 X (Ex ec IIC T4 Gc)
INMETRO TÜV Rheinland do Brasil Ltda.	-	TÜV 12.1297 X
UL Underwriters Laboratories Inc. (HAZARDOUS LOCATIONS)	UL 121201	E198726

Downloads

Environmental Product Compliance

Compliance Search

Environmental Product Compliance 750-528	<a href="#">↓</a>
--	-------------------

Documentation

Manual			
Product Manual 4DO AC/DC 30 V; SSR Isolated	V 1.0.0 27.08.2020	pdf 2789.26 KB	<a href="#">↓</a>
System Manual Series 750/753			<a href="#">↓</a>

System Description			
750/753 Series I/O-System – General Product Information		pdf 953.35 KB	<a href="#">↓</a>
Overview on WAGO-I/O-SYSTEM 750 approvals		pdf 770.48 KB	<a href="#">↓</a>

Bid Text		
750-528	xml 7.07 KB	<a href="#">↓</a>
750-528	docx 16.66 KB	<a href="#">↓</a>









CAD/CAE-Data	
<b>CAD data</b>	<b>CAE data</b>
2D/3D Models 750-528 <a href="#">↓</a>	EPLAN Data Portal 750-528 <a href="#">↓</a>
	ZUKEN Portal 750-528 <a href="#">↓</a>

## 1 Compatible Products

### 1.1 Optional Accessories


#### 1.1.1 DIN-rail

##### 1.1.1.1 Mounting accessories









 <b>Item No.: 210-196</b> Aluminum carrier rail; 35 x 8.2 mm; 1.6 mm thick; 2 m long; unslotted; similar to EN 60715; silver-colored	 <b>Item No.: 210-198</b> Copper carrier rail; 35 x 15 mm; 2.3 mm thick; 2 m long; unslotted; according to EN 60715; copper-colored	 <b>Item No.: 210-197</b> Steel carrier rail; 35 x 15 mm; 1.5 mm thick; 2 m long; slotted; similar to EN 60715; silver-colored	 <b>Item No.: 210-114</b> Steel carrier rail; 35 x 15 mm; 1.5 mm thick; 2 m long; unslotted; similar to EN 60715; silver-colored
 <b>Item No.: 210-118</b> Steel carrier rail; 35 x 15 mm; 2.3 mm thick; 2 m long; unslotted; according to EN 60715; silver-colored	 <b>Item No.: 210-115</b> Steel carrier rail; 35 x 7.5 mm; 1 mm thick; 2 m long; slotted; according to EN 60715; "Hole width 18 mm; silver-colored	 <b>Item No.: 210-112</b> Steel carrier rail; 35 x 7.5 mm; 1 mm thick; 2 m long; slotted; according to EN 60715; "Hole width 25 mm; silver-colored	 <b>Item No.: 210-113</b> Steel carrier rail; 35 x 7.5 mm; 1 mm thick; 2 m long; unslotted; according to EN 60715; silver-colored

#### 1.1.2 Marking

##### 1.1.2.1 Group marker carrier

 <b>Item No.: 750-106</b> Group marker carrier
---

##### 1.1.2.2 Marker

 <b>Item No.: 750-100</b> Marker card; as a DIN A4 sheet; plain	 <b>Item No.: 2009-145/000-006</b> Mini-WSB Inline; for Smart Printer; 1700 pieces on roll; stretchable 5 - 5.2 mm; plain; snap-on type; blue	 <b>Item No.: 2009-145/000-007</b> Mini-WSB Inline; for Smart Printer; 1700 pieces on roll; stretchable 5 - 5.2 mm; plain; snap-on type; gray	 <b>Item No.: 2009-145/000-023</b> Mini-WSB Inline; for Smart Printer; 1700 pieces on roll; stretchable 5 - 5.2 mm; plain; snap-on type; green
 <b>Item No.: 2009-145/000-012</b> Mini-WSB Inline; for Smart Printer; 1700 pieces on roll; stretchable 5 - 5.2 mm; plain; snap-on type; orange	 <b>Item No.: 2009-145/000-005</b> Mini-WSB Inline; for Smart Printer; 1700 pieces on roll; stretchable 5 - 5.2 mm; plain; snap-on type; red	 <b>Item No.: 2009-145/000-024</b> Mini-WSB Inline; for Smart Printer; 1700 pieces on roll; stretchable 5 - 5.2 mm; plain; snap-on type; violet	 <b>Item No.: 2009-145</b> Mini-WSB Inline; for Smart Printer; 1700 pieces on roll; stretchable 5 - 5.2 mm; plain; snap-on type; white

1.1.2.2 Marker



**Item No.: 2009-145/000-002**  
Mini-WSB Inline; for Smart Printer; 1700 pieces on roll; stretchable 5 - 5.2 mm; plain; snap-on type; yellow

**Item No.: 248-501/000-006**  
Mini-WSB marking card; as card; not stretchable; plain; snap-on type; blue

**Item No.: 248-501/000-007**  
Mini-WSB marking card; as card; not stretchable; plain; snap-on type; gray

**Item No.: 248-501/000-023**  
Mini-WSB marking card; as card; not stretchable; plain; snap-on type; green



**Item No.: 248-501/000-017**  
Mini-WSB marking card; as card; not stretchable; plain; snap-on type; light green

**Item No.: 248-501/000-012**  
Mini-WSB marking card; as card; not stretchable; plain; snap-on type; orange

**Item No.: 248-501/000-005**  
Mini-WSB marking card; as card; not stretchable; plain; snap-on type; red

**Item No.: 248-501/000-024**  
Mini-WSB marking card; as card; not stretchable; plain; snap-on type; violet



**Item No.: 248-501**  
Mini-WSB marking card; as card; not stretchable; plain; snap-on type; white

**Item No.: 248-501/000-002**  
Mini-WSB marking card; as card; not stretchable; plain; snap-on type; yellow

1.1.2.3 Marker carrier



**Item No.: 750-103**  
Group marker carrier

1.1.3 Shield termination

1.1.3.1 Shield clamping saddles



**Item No.: 790-108**  
Shield clamping saddle; 11 mm wide; diameter of compatible conductor; 3 ... 8 mm

**Item No.: 790-208**  
Shield clamping saddle; 12.4 mm wide; 3 ... 8 mm

**Item No.: 790-116**  
Shield clamping saddle; 19 mm wide; diameter of compatible conductor; 7 ... 16 mm

**Item No.: 790-216**  
Shield clamping saddle; 21.8 mm wide; 6 ... 16 mm



**Item No.: 790-124**  
Shield clamping saddle; 27 mm wide; diameter of compatible conductor; 6 ... 24 mm

**Item No.: 790-220**  
Shield clamping saddle; 30 mm wide; 6 ... 20 mm

**Item No.: 790-140**  
Shield clamping saddle; diameter of compatible conductor

1.1.4 Supply module

1.1.4.1 Supply module



**Item No.: 750-612**  
Power Supply; 0 ... 230 V AC/DC

1.1.5 System enclosure

1.1.5.1 System enclosure



**Item No.: 850-825**

IP65 enclosure; Aluminium (RAL 7032); WxHxD (160x100x160 mm); 9 x M12, 4 x M20



**Item No.: 850-826**

IP65 enclosure; Aluminium (RAL 7032); WxHxD (240x100x160 mm); 4 x M20, 4 x M16, 14 x M12 cable grip



**Item No.: 850-827**

IP65 enclosure; Aluminium (RAL 7032); WxHxD (320x100x160 mm); 4 x M20, 8 x M16, 17 x M12 cable grip



**Item No.: 850-828**

IP65 enclosure; Aluminium (RAL 7032); WxHxD (480x100x160 mm); 4 x M20, 10 x M16, 35 x M12 cable grip



**Item No.: 850-826/002-000**

IP65 enclosure; Aluminium (RAL 7035); WxHxD (240x100x160 mm); 4 x M20, 4 x M16, 14 x M12 cable grip



**Item No.: 850-827/002-000**

IP65 enclosure; Aluminium (RAL 7035); WxHxD (320x100x160 mm); 4 x M20, 8 x M16, 17 x M12 cable grip



**Item No.: 850-828/002-000**

IP65 enclosure; Aluminium (RAL 7035); WxHxD (480x100x160 mm); 4 x M20, 10 x M16, 35 x M12 cable grip



**Item No.: 850-834**

IP65 enclosure; Polyester (RAL 7032); WxHxD (164x100x164 mm); 9 x M12, 4 x M20



**Item No.: 850-835**

IP65 enclosure; Polyester (RAL 7032); WxHxD (244x100x164 mm); 4 x M20, 4 x M16, 14 x M12 cable grip



**Item No.: 850-836**

IP65 enclosure; Polyester (RAL 7032); WxHxD (324x100x164 mm); 4 x M20, 8 x M16, 17 x M12 cable grip



**Item No.: 850-814/002-000**

IP65 enclosure; Sheet steel (RAL 7035); WxHxD (200x120x200 mm); without flange plate



**Item No.: 850-815/002-000**

IP65 enclosure; Sheet steel (RAL 7035); WxHxD (300x120x200 mm); without flange plate



**Item No.: 850-816/002-000**

IP65 enclosure; Sheet steel (RAL 7035); WxHxD (400x120x200 mm); without flange plate



**Item No.: 850-817/002-000**

IP65 enclosure; Sheet steel (RAL 7035); WxHxD (600x120x200 mm); without flange plate