

Color: ■ gray



**Electrical data**

Ratings per IEC/EN	
Nominal voltage (III/3)	400 V
Rated impulse voltage (III/3)	6 kV
Rated current	16 A
Legend (ratings)	(III / 3) △ Overvoltage category III / Pollution degree 3

Power Loss	
Power loss, per pole (potential)	0.256 W
Rated current I <sub>N</sub> for specified power loss	16 A
Resistance value for specified, current-dependent power loss	0.001 Ω

**Connection data**

Connection points	2
Total number of potentials	2
Number of levels	1

Connection 1	
Connection technology	CAGE CLAMP®
Connectable conductor materials	Copper
Nominal cross-section	4 mm² / 12 AWG
Solid conductor	0.08 ... 4 mm² / 28 ... 12 AWG
Fine-stranded conductor	0.08 ... 4 mm² / 28 ... 12 AWG
Strip length	8 ... 9 mm / 0.31 ... 0.35 inches
Pole number	2
Wiring direction	Front-entry wiring

**Physical data**

Width	5 mm / 0.197 inches
Height	87.5 mm / 3.445 inches
Depth from upper-edge of DIN-rail	28.5 mm / 1.122 inches



Mechanical data	
Design	horizontal type
Mounting type	DIN-35 rail
Marking level	Center marking

Material data	
Note (material data)	<a href="https://www.wago.com/us/material-specifications">Information on material specifications can be found here</a>
Color	gray
Material group	I
Insulation material	Polyamide (PA66)
Flammability class per UL94	V0
Fire load	0.167 MJ
Weight	8.8 g

Environmental requirements	
Processing temperature	-35 ... +85 °C
Continuous operating temperature	-60 ... +105 °C

Commercial data	
Product Group	18 (X-COM-System)
eCl@ss 10.0	27-14-11-20
eCl@ss 9.0	27-14-11-20
ETIM 8.0	EC000897
ETIM 7.0	EC000897
PU (SPU)	50 pcs
Packaging type	Box
Country of origin	DE
GTIN	4044918934749
Customs tariff number	85369010000

Environmental Product Compliance	
RoHS Compliance Status	Compliant, No Exemption

Approvals / Certificates

General approvals			Declarations of conformity and manufacturer's declarations		
Approval	Standard	Certificate Name	Approval	Standard	Certificate Name
CCA DEKRA Certification B.V.	EN 60947	NTR NL-7626	EU-Declaration of Confor- mity WAGO GmbH & Co. KG	-	-
CSA CSA Group	C22.2	1101144	UK-Declaration of Confor- mity WAGO GmbH & Co. KG	-	-
KEMA/KEUR DEKRA Certification B.V.	EN 60947	2190419.01			
UL Underwriters Laboratories Inc.	UL 1977	E 45171			
UR Underwriters Laboratories Inc.	UL 1059	E45172			



Approvals for marine applications



Approval	Standard	Certificate Name
ABS American Bureau of Ship- ping	EN 60947	20-HG1941090-PDA
DNV GL Det Norske Veritas, Ger- manischer Lloyd	-	TAE00001V2

Downloads

Environmental Product Compliance

Compliance Search
Environmental Product Compliance 769-191



Documentation

Additional Information
Technical Section

pdf  
2240.62 KB



Bid Text			
769-191	19.02.2019	xml 3.28 KB	<a href="#">↓</a>
769-191	04.10.2017	doc 25.00 KB	<a href="#">↓</a>



CAD/CAE-Data

CAD data
2D/3D Models 769-191



CAE data
EPLAN Data Portal 769-191
WSCAD Universe 769-191
ZUKEN Portal 769-191



1 Compatible Products

1.1 Required Accessories

1.1.1 End plate

1.1.1.1 End plate



Item No.: 769-317  
End and intermediate plate; 1.1 mm thick;  
gray













Item No.: 769-318  
End and intermediate plate; 1.1 mm thick;  
orange



1.2 Optional Accessories


1.2.1 DIN-rail

1.2.1.1 Mounting accessories

 <b>Item No.: 210-196</b> Aluminum carrier rail; 35 x 8.2 mm; 1.6 mm thick; 2 m long; unslopped; similar to EN 60715; silver-colored	 <b>Item No.: 210-198</b> Copper carrier rail; 35 x 15 mm; 2.3 mm thick; 2 m long; unslopped; according to EN 60715; copper-colored	 <b>Item No.: 210-508</b> Steel carrier rail; 35 x 15 mm; 1.5 mm thick; 2 m long; slopped; galvanized; similar to EN 60715; silver-colored	 <b>Item No.: 210-197</b> Steel carrier rail; 35 x 15 mm; 1.5 mm thick; 2 m long; slopped; similar to EN 60715; silver-colored
 <b>Item No.: 210-506</b> Steel carrier rail; 35 x 15 mm; 1.5 mm thick; 2 m long; unslopped; galvanized; similar to EN 60715; silver-colored	 <b>Item No.: 210-114</b> Steel carrier rail; 35 x 15 mm; 1.5 mm thick; 2 m long; unslopped; similar to EN 60715; silver-colored	 <b>Item No.: 210-118</b> Steel carrier rail; 35 x 15 mm; 2.3 mm thick; 2 m long; unslopped; according to EN 60715; silver-colored	 <b>Item No.: 210-115</b> Steel carrier rail; 35 x 7.5 mm; 1 mm thick; 2 m long; slopped; according to EN 60715; "Hole width 18 mm; silver-colored
 <b>Item No.: 210-112</b> Steel carrier rail; 35 x 7.5 mm; 1 mm thick; 2 m long; slopped; according to EN 60715; "Hole width 25 mm; silver-colored	 <b>Item No.: 210-504</b> Steel carrier rail; 35 x 7.5 mm; 1 mm thick; 2 m long; slopped; galvanized; according to EN 60715; silver-colored	 <b>Item No.: 210-113</b> Steel carrier rail; 35 x 7.5 mm; 1 mm thick; 2 m long; unslopped; according to EN 60715; silver-colored	 <b>Item No.: 210-505</b> Steel carrier rail; 35 x 7.5 mm; 1 mm thick; 2 m long; unslopped; galvanized; according to EN 60715; silver-colored












1.2.2 End plate

1.2.2.1 End plate

 <b>Item No.: 769-319</b> Seperator plate; 1.1 mm thick; oversized; orange
---

1.2.3 Ferrule

1.2.3.1 Ferrule

 <b>Item No.: 216-301</b> Ferrule; Sleeve for 0.25 mm² / AWG 24; insulated; electro-tin plated; yellow	 <b>Item No.: 216-302</b> Ferrule; Sleeve for 0.34 mm² / 22 AWG; insulated; electro-tin plated; light turquoise	 <b>Item No.: 216-201</b> Ferrule; Sleeve for 0.5 mm² / 20 AWG; insulated; electro-tin plated; white	 <b>Item No.: 216-101</b> Ferrule; Sleeve for 0.5 mm² / AWG 22; un-insulated; electro-tin plated; silver-colored
 <b>Item No.: 216-202</b> Ferrule; Sleeve for 0.75 mm² / 18 AWG; insulated; electro-tin plated; gray	 <b>Item No.: 216-102</b> Ferrule; Sleeve for 0.75 mm² / AWG 20; un-insulated; electro-tin plated; silver-colored	 <b>Item No.: 216-203</b> Ferrule; Sleeve for 1 mm² / AWG 18; insulated; electro-tin plated; red	 <b>Item No.: 216-103</b> Ferrule; Sleeve for 1 mm² / AWG 18; un-insulated; electro-tin plated
 <b>Item No.: 216-204</b> Ferrule; Sleeve for 1.5 mm² / AWG 16; insulated; electro-tin plated; black	 <b>Item No.: 216-104</b> Ferrule; Sleeve for 1.5 mm² / AWG 16; un-insulated; electro-tin plated; silver-colored	 <b>Item No.: 216-206</b> Ferrule; Sleeve for 2.5 mm² / AWG 14; insulated; electro-tin plated; blue	

## 1.2.4 Installation

### 1.2.4.1 Mounting accessories



**Item No.: 209-106**

Mounting carrier; for isolated mounting on DIN 35 rails; gray



**Item No.: 249-116**

Screwless end stop; 6 mm wide; for DIN-rail 35 x 15 and 35 x 7.5; gray

## 1.2.5 Insulation stop

### 1.2.5.1 Insulation stop



**Item No.: 769-470**

Insulation stop; 0.08 - 0.2 mm<sup>2</sup> "s" (0.14 mm<sup>2</sup> "f-st"); 5 pieces/strip; white



**Item No.: 769-471**

Insulation stop; 0.25 - 0.5 mm<sup>2</sup>; 5 pieces/strip; light gray



**Item No.: 769-472**

Insulation stop; 0.75 - 1 mm<sup>2</sup>; 5 pieces/strip; dark gray

## 1.2.6 Jumper

### 1.2.6.1 Jumper



**Item No.: 280-402**

Jumper; insulated; gray



**Item No.: 280-409**

Jumper; insulated; gray



**Item No.: 780-452**

Staggered jumper; from 1 to 2; insulated; gray



**Item No.: 780-453**

Staggered jumper; from 1 to 3; insulated; gray



**Item No.: 780-454**

Staggered jumper; from 1 to 4; insulated; gray



**Item No.: 780-455**

Staggered jumper; from 1 to 5; insulated; gray



**Item No.: 780-456**

Staggered jumper; from 1 to 6; insulated; gray



**Item No.: 780-457**

Staggered jumper; from 1 to 7; insulated; gray



**Item No.: 780-458**

Staggered jumper; from 1 to 8; insulated; gray

## 1.2.7 Marking

### 1.2.7.1 Marker



**Item No.: 2009-145**

Mini-WSB Inline; for Smart Printer; 1700 pieces on roll; stretchable 5 - 5.2 mm; plain; snap-on type; white



**Item No.: 248-501**

Mini-WSB marking card; as card; not stretchable; plain; snap-on type; white

## 1.2.8 Plug

### 1.2.8.1 AND gate module



**Item No.: 286-826**

AND gate module with 6 inputs; light gray

### 1.2.8.2 Bridge rectifier module



**Item No.: 286-830**

Bridge rectifier module; Input voltage: 24 VAC; with varistor protective circuit; gray

### 1.2.8.3 Component module with a fuse



**Item No.: 286-891**

Component module with fuse; for (5 x 20) mm microfuse; Nominal voltage: 230 VAC/DC; gray



**Item No.: 286-890**

Component module with fuse; for (5 x 20) mm microfuse; Nominal voltage: 24 VAC/DC; gray

### 1.2.8.4 Component module with diode



**Item No.: 286-805**

Component module with diode; with 5 pcs; Diode 1N4007; with common anode; gray



**Item No.: 286-807**

Component module with diode; with 7 pcs; Diode 1N4007; with common anode; gray



**Item No.: 286-809**

Component module with diode; with 9 pcs; Diode 1N4007; with common anode; gray



**Item No.: 280-801/281-411**

Component plug; for carrier terminal blocks; 2-pole; with diode 1N4007; 5 mm wide; gray



**Item No.: 280-801/281-420**

Component plug; for carrier terminal blocks; 2-pole; with LED and recovery diode; 5 mm wide; gray



**Item No.: 280-801/281-421**

Component plug; for carrier terminal blocks; 2-pole; with LED and recovery diode; 5 mm wide; gray

### 1.2.8.5 Component module with LED



**Item No.: 286-822**

Component module with LED; Red LED; with common cathode



**Item No.: 280-801/281-413**

Component plug; for carrier terminal blocks; 2-pole; LED (red); 24 VDC; 5 mm wide; gray



**Item No.: 280-801/281-414**

Component plug; for carrier terminal blocks; 2-pole; LED (red); 48 VDC; 5 mm wide; gray



**Item No.: 280-801/281-416**

Component plug; for carrier terminal blocks; 2-pole; LED (red); 5 mm wide; gray



**Item No.: 280-801/281-420**

Component plug; for carrier terminal blocks; 2-pole; with LED and recovery diode; 5 mm wide; gray



**Item No.: 280-801/281-421**

Component plug; for carrier terminal blocks; 2-pole; with LED and recovery diode; 5 mm wide; gray

## 1.2.8.6 Component terminal block with LED

**Item No.: 280-801/281-415**

Component plug; for carrier terminal blocks; 2-pole; LED (red); 5 mm wide; gray

## 1.2.8.7 Current flow monitoring module

**Item No.: 286-661**

Current flow monitoring module; AC currents; light gray

**Item No.: 286-664**

Current flow monitoring module; AC currents; Monitoring range: 0.2 A – 3 A; 1 changeover contact; light gray

**Item No.: 286-665**

Current flow monitoring module; AC currents; Monitoring range: 1 A – 10 A; 1 changeover contact; light gray

**Item No.: 286-662**

Current flow monitoring module; DC currents; Monitoring range: 0.4 A – 3.5 A; 1 make contact; light gray

## 1.2.8.8 Empty component plug housing

**Item No.: 280-804**

Empty component plug housing; 10 mm wide; Type 3; 4-pole; gray

**Item No.: 280-801**

Empty component plug housing; gray

**Item No.: 280-802**

Empty component plug housing; gray

**Item No.: 286-111**

Empty component plug housing; Type 10; 15 mm wide; 6-pole; gray

**Item No.: 286-112**

Empty component plug housing; Type 11; 20 mm wide; 8-pole; gray

**Item No.: 286-113**

Empty component plug housing; Type 12; 25 mm wide; 10-pole; gray

**Item No.: 786-101**

Empty component plug housing; Type 14; 15 mm wide; 6-pole; gray

**Item No.: 786-102**

Empty component plug housing; Type 15; 20 mm wide; 8-pole; gray

**Item No.: 786-103**

Empty component plug housing; Type 16; 25 mm wide; 10-pole; gray

**Item No.: 286-110**

Empty component plug housing; Type 9; 10 mm wide; 4-pole; gray

## 1.2.8.9 Fuse plug

**Item No.: 281-512/281-418**

Fuse plug; with pull-tab; for miniature metric fuses 5 x 20 mm and 5 x 25 mm; with blown fuse indication by neon lamp; 120 V; 6 mm wide; gray

**Item No.: 281-512/281-417**

Fuse plug; with pull-tab; for miniature metric fuses 5 x 20 mm and 5 x 25 mm; with blown fuse indication by neon lamp; 230 V; 6 mm wide; gray

**Item No.: 281-512/281-501**

Fuse plug; with pull-tab; for miniature metric fuses 5 x 20 mm and 5 x 25 mm; with LED indicator; 24 V AC/DC; 6 mm wide; gray

**Item No.: 281-512**

Fuse plug; with pull-tab; for miniature metric fuses 5 x 20 mm and 5 x 25 mm; with port for LED; 6 mm wide; gray

**Item No.: 281-511**

Fuse plug; with pull-tab; for miniature metric fuses 5 x 20 mm and 5 x 25 mm; without blown fuse indication; 6 mm wide; gray

**Item No.: 280-854**

Fuse plug; with soldered miniature fuse; 1 A FF; 5 mm wide; gray

**Item No.: 280-856**

Fuse plug; with soldered miniature fuse; 2 A FF; 5 mm wide; gray

**Item No.: 280-850**

Fuse plug; with soldered miniature fuse; 250 mA FF; 5 mm wide; gray

**Item No.: 280-852**

Fuse plug; with soldered miniature fuse; 500 mA FF; 5 mm wide; gray

**Item No.: 280-854/281-415**

Fuse plug; with soldered miniature fuse; with indicator lamp; LED (red); AC 15 - 30 V; 1 A FF; 5 mm wide; gray

**Item No.: 280-856/281-415**

Fuse plug; with soldered miniature fuse; with indicator lamp; LED (red); AC 15 - 30 V; 2 A FF; 5 mm wide; gray

**Item No.: 280-850/281-415**

Fuse plug; with soldered miniature fuse; with indicator lamp; LED (red); AC 15 - 30 V; 250 mA FF; 5 mm wide; gray

**Item No.: 280-852/281-415**

Fuse plug; with soldered miniature fuse; with indicator lamp; LED (red); AC 15 - 30 V; 500 mA FF; 5 mm wide; gray

**Item No.: 280-854/281-413**

Fuse plug; with soldered miniature fuse; with indicator lamp; LED (red); DC 15 - 30 V; 1 A FF; 5 mm wide; gray

**Item No.: 280-856/281-413**

Fuse plug; with soldered miniature fuse; with indicator lamp; LED (red); DC 15 - 30 V; 2 A FF; 5 mm wide; gray

**Item No.: 280-850/281-413**

Fuse plug; with soldered miniature fuse; with indicator lamp; LED (red); DC 15 - 30 V; 250 mA FF; 5 mm wide; gray

**Item No.: 280-852/281-413**

Fuse plug; with soldered miniature fuse; with indicator lamp; LED (red); DC 15 - 30 V; 500 mA FF; 5 mm wide; gray

**Item No.: 280-854/281-414**

Fuse plug; with soldered miniature fuse; with indicator lamp; LED (red); DC 30 - 65 V; 1 A FF; 5 mm wide; gray

**Item No.: 280-856/281-414**

Fuse plug; with soldered miniature fuse; with indicator lamp; LED (red); DC 30 - 65 V; 2 A FF; 5 mm wide; gray

**Item No.: 280-850/281-414**

Fuse plug; with soldered miniature fuse; with indicator lamp; LED (red); DC 30 - 65 V; 250 mA FF; 5 mm wide; gray

## 1.2.8.9 Fuse plug

**Item No.: 280-852/281-414**

Fuse plug; with soldered miniature fuse; with indicator lamp; LED (red); DC 30 - 65 V; 500 mA FF; 5 mm wide; gray

## 1.2.8.10 Neon indicator module

**Item No.: 280-801/281-417**

Component plug; for carrier terminal blocks; 2-pole; 5 mm wide; gray

**Item No.: 280-801/281-418**

Component plug; for carrier terminal blocks; 2-pole; 5 mm wide; gray

## 1.2.8.11 Optocoupler module

**Item No.: 286-725**

Optocoupler module; gray

**Item No.: 286-790**

Optocoupler module; Nominal input voltage: 24 VDC; Output voltage range: 0 ... 30 VDC; Limiting continuous current: 0.5 A; gray

**Item No.: 286-723**

Optocoupler module; Nominal input voltage: 24 VDC; Output voltage range: 15 ... 30 VDC; Limiting continuous current: 4 A; 3-wire connection/high-side switching; Red status indicator; Module width: 15 mm; gray

**Item No.: 286-721**

Optocoupler module; Nominal input voltage: 24 VDC; Output voltage range: 15 ... 30 VDC; Limiting continuous current: 5 A; 3-wire connection/low-side switching; Red status indicator; Module width: 15 mm; gray

**Item No.: 286-752**

Optocoupler module; Nominal input voltage: 24 VDC; Output voltage range: 20 ... 30 VDC; Limiting continuous current: 0.5 A; 3-wire connection/high-side switching; Frequency: 25 kHz; Red status indicator; Module width: 15 mm; gray

**Item No.: 286-791**

Optocoupler module; Nominal input voltage: 24 VDC; Output voltage range: 20 ... 60 VDC; Limiting continuous current: 0.1 A; 2-wire connection; Frequency: 3 kHz; Red status indicator; Module width: 10 mm; gray

**Item No.: 286-794**

Optocoupler module; Nominal input voltage: 24 VDC; Red status indicator; gray

**Item No.: 286-752/002-000**

Optocoupler module; Red status indicator; gray

**Item No.: 286-792**

Optocoupler module; Red status indicator; gray

## 1.2.8.12 Relay module

**Item No.: 286-380**

Bistable relay module; Nominal input voltage: 24 VDC; 1 changeover contact; Limiting continuous current: 6 A; Red status indicator; Module width: 15 mm; gray

**Item No.: 286-573**

Latching relay module; Nominal input voltage: 24 VDC; 1 changeover contact; Limiting continuous current: 6 A; Red status indicator; Module width: 15 mm

**Item No.: 286-307/004-000**

Relay module; Nominal input voltage: 110 VDC; 1 changeover contact; Limiting continuous current: 3 A; Railway; Red status indicator; Module width: 15 mm; gray

**Item No.: 286-507**

Relay module; Nominal input voltage: 115 VAC; 1 changeover contact; Limiting continuous current: 7 A; Red status indicator; Module width: 15 mm; gray

**Item No.: 286-316**

Relay module; Nominal input voltage: 220 VDC; 2 changeover contacts; Limiting continuous current: 7 A; Red status indicator; Module width: 20 mm; gray

**Item No.: 286-508**

Relay module; Nominal input voltage: 230 VAC; 1 changeover contact; Limiting continuous current: 7 A; Red status indicator; Module width: 15 mm; gray

**Item No.: 286-516**

Relay module; Nominal input voltage: 230 VAC; 2 changeover contacts; Limiting continuous current: 7 A; Red status indicator; Module width: 15 mm; gray

**Item No.: 286-320**

Relay module; Nominal input voltage: 24 VDC; 1 break and 1 make contact; Limiting continuous current: 6 A; Red status indicator; Module width: 20 mm; gray

**Item No.: 286-320/004-000**

Relay module; Nominal input voltage: 24 VDC; 1 break and 1 make contact; Railway; Red status indicator; Module width: 20 mm; gray

**Item No.: 286-368/004-000**

Relay module; Nominal input voltage: 24 VDC; 1 break contact; Limiting continuous current: 3 A; Railway; Red status indicator; Module width: 10 mm; gray

**Item No.: 286-368**

Relay module; Nominal input voltage: 24 VDC; 1 break contact; Limiting continuous current: 5 A; Red status indicator; Module width: 10 mm; gray

**Item No.: 286-394/004-000**

Relay module; Nominal input voltage: 24 VDC; 1 changeover contact; Limiting continuous current: 1 A; with gold contacts; Railway; Red status indicator; Module width: 15 mm; light gray



## 1.2.8.12 Relay module

**Item No.: 286-304/004-000**

Relay module; Nominal input voltage: 24 VDC; 1 changeover contact; Limiting continuous current: 6 A; Railway; Red status indicator; Module width: 15 mm; gray

**Item No.: 286-304**

Relay module; Nominal input voltage: 24 VDC; 1 changeover contact; Limiting continuous current: 7 A; Red status indicator; Module width: 15 mm; gray

**Item No.: 286-364/004-000**

Relay module; Nominal input voltage: 24 VDC; 1 make contact; Limiting continuous current: 3 A; Railway; Red status indicator; Module width: 10 mm; gray

**Item No.: 286-376**

Relay module; Nominal input voltage: 24 VDC; 1 make contact; Limiting continuous current: 5 A; for switching higher DC loads; Red status indicator; Module width: 15 mm; gray

**Item No.: 286-364**

Relay module; Nominal input voltage: 24 VDC; 1 make contact; Limiting continuous current: 5 A; Red status indicator; Module width: 10 mm; gray

**Item No.: 286-336/001-000**

Relay module; Nominal input voltage: 24 VDC; 2 break and 2 make contacts; Red status indicator; Module width: 25 mm; gray

**Item No.: 286-312/004-000**

Relay module; Nominal input voltage: 24 VDC; 2 changeover contacts; Limiting continuous current: 5 A; Railway; Red status indicator; Module width: 20 mm; gray

**Item No.: 286-312**

Relay module; Nominal input voltage: 24 VDC; 2 changeover contacts; Limiting continuous current: 7 A; Red status indicator; Module width: 20 mm; gray

**Item No.: 286-328/004-000**

Relay module; Nominal input voltage: 24 VDC; 2 make contact; Limiting continuous current: 6 A; Railway; Red status indicator; Module width: 20 mm; gray

**Item No.: 286-328**

Relay module; Nominal input voltage: 24 VDC; 2 make contact; Limiting continuous current: 6 A; Red status indicator; Module width: 20 mm; gray

**Item No.: 286-344/004-000**

Relay module; Nominal input voltage: 24 VDC; 3 break contacts and 1 make contact; Railway; Red status indicator; Module width: 25 mm; gray

**Item No.: 286-352/004-000**

Relay module; Nominal input voltage: 24 VDC; 4 make contacts; Limiting continuous current: 5 A; Railway; Red status indicator; Module width: 25 mm; gray

**Item No.: 286-640/004-000**

Timer relay module; Nominal input voltage: 24 VDC; Limiting continuous current: 5 A; Railway; Multifunction; Red status indicator; Module width: 20 mm; gray

**Item No.: 286-604/004-000**

Timer relay module; Nominal input voltage: 24 VDC; Limiting continuous current: 6 A; On-delay: 10 ... 100 s; Red status indicator; Module width: 20 mm; gray

**Item No.: 286-640**

Timer relay module; Nominal input voltage: 24 VDC; Limiting continuous current: 6 A; Railway; Multifunction/Multitime; Red status indicator; Module width: 20 mm; gray

## 1.2.8.13 S0 interface power supply unit

**Item No.: 286-742**

S0 interface power supply; Input voltage: 230 VAC; S0 interface

## 1.2.8.14 Switching module

**Item No.: 286-895**

Switching module; with changeover rocker switch; Switching voltage: 250 VAC; Switching current: 6 A; gray

**Item No.: 286-896**

Switching module; with momentary switch; Switching voltage: 250 VAC; Switching current: 6 A; gray

## 1.2.8.15 Timer relay module

**Item No.: 286-640/004-000**

Timer relay module; Nominal input voltage: 24 VDC; Limiting continuous current: 5 A; Railway; Multifunction; Red status indicator; Module width: 20 mm; gray

**Item No.: 286-604/004-000**

Timer relay module; Nominal input voltage: 24 VDC; Limiting continuous current: 6 A; On-delay: 10 ... 100 s; Red status indicator; Module width: 20 mm; gray

**Item No.: 286-640**

Timer relay module; Nominal input voltage: 24 VDC; Limiting continuous current: 6 A; Railway; Multifunction/Multitime; Red status indicator; Module width: 20 mm; gray

1.2.9 Protective warning marker

1.2.9.1 Cover



**Item No.: 280-415**  
Protective warning marker; for 5 terminal blocks; with high-voltage symbol, black; yellow

1.2.10 Push-in type wire jumper

1.2.10.1 Jumper



**Item No.: 249-126**  
Push-in type wire jumper; 0.75 mm<sup>2</sup>; insulated; 110 mm long; black



**Item No.: 249-123**  
Push-in type wire jumper; 0.75 mm<sup>2</sup>; insulated; 180 mm long; black



**Item No.: 249-127**  
Push-in type wire jumper; 0.75 mm<sup>2</sup>; insulated; 250 mm long; black



**Item No.: 249-125**  
Push-in type wire jumper; insulated; 60 mm long; black

1.2.11 Test and measurement

1.2.11.1 Testing accessories



**Item No.: 280-419**  
Spacer module; modular; bridging commoned terminal blocks; gray



**Item No.: 280-404**  
Test plug adapter; 5 mm wide; for test plug (2.3 mm Ø); suitable for 1.5 mm<sup>2</sup> - 4 mm<sup>2</sup> tbs; gray



**Item No.: 280-418**  
Test plug module; modular; suitable for all WAGO 280 and 780 Series rail-mounted terminal blocks with jumper slots in the current bar; gray



**Item No.: 210-136**  
Test plug; 2 mm Ø; with 500 mm cable; red

1.2.12 Tool


1.2.12.1 Operating tool




**Item No.: 210-720**  
Operating tool; Blade: 3.5 x 0.5 mm; with a partially insulated shaft; multicoloured

Installation Notes

Installation




Snap individual carrier terminal blocks on to the DIN-rail and slide together.



Open the assembly by laterally sliding a block via operating tool and remove terminal block via release lever.


## Conductor termination




### CAGE CLAMP® connection

Carrier terminal block: Insert/remove conductor via operating tool (3.5 x 0.5 mm blade).


## Commoning




Commoning with adjacent or staggered jumpers.  
Push jumpers down until fully inserted.




Commoning carrier terminal blocks via staggered jumpers.



Commoning a 2-conductor female plug via staggered jumper and carrier terminal blocks via adjacent jumpers.




Commoning carrier terminal blocks via push-in type wire jumpers or adjacent jumpers – even over an intermediate plate.




Commoning "supply terminal blocks" (up to 10 mm²/8 AWG) with carrier terminal blocks via step-down jumpers.

## Coding

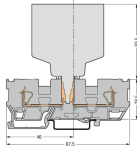
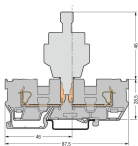
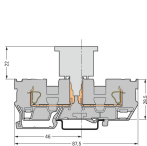


Snap coding pin in proper direction on carrier terminal block.  
Shown: Coding pin removal from carrier terminal block.

## Locking system




Securing a female plug via locking lever on the terminal block side.



Carrier terminal block

Carrier terminal block

Carrier terminal block



1-conductor/1-conductor carrier terminal block with two jumper positions