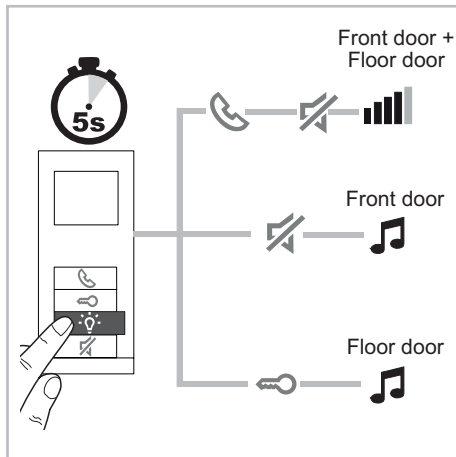








Overview







-2-

Operation

-  **Accepting a call:**
Press the button and speak.
-  **Ending a call:**
Press the button.
-  **Open a door:**
Press the button.
-  **Switching the corridor lights on:**
Press the button.
-  **Activating the mute function of the microphone during the conversation:** Press the button.
-  **Activating the mute function of the ring tone:**
Press the button.




-3-

Setting then volume of the call tone

-  » Press the button longer than 5 seconds to change to setting mode.
» All icons light up green.
-  » Press the button.
» The icon flashes.
-  » Press the button. A test tone sounds from the loudspeaker.
» Press the button again until the desired volume is set (5 stages).
-  » Press the button longer than 3 seconds to finish.
» The icons are off.

-4-

Setting the bell sound of the front door

-  » Press the button longer than 5 seconds to change to setting mode.
» All icons light up green.
-  » Press the button. A bell tone sounds.
» Press the button again until the desired bell tone sounds (5 tones).
-  » Press the button longer than 3 seconds to finish.
» The icons are off.

-5-

If you need help

For additional information please read the detailed operating manual. The manual is available as download on our website. Scan the QR code with your smartphone/tablet or open the following site in the browser:




www.busch-jaeger-katalog.de/8300-0-0324,artikel.html



For further questions please contact:
+49-2351-956-1600



Setting the bell sound of the floor door

-  » Press the button longer than 5 seconds to change to setting mode.
- » All icons light up green.
-  » Press the button. A bell tone sounds.
- » Press the button again until the desired bell tone sounds (5 tones).
-  » Press the button longer than 2 seconds to finish.
- » The icons are off.

Setting the volume of the conversation:




-  » Press the button longer than 5 seconds during a conversation to change to setting mode.
-  » Icon flashes green.
-  » Press the button again until the desired volume of the conversation is set.

ABB-Welcome 83210-AP-xxx

Indoor audio station Brief instructions

