


RANA NEO 3700LM REC 1200x300 840 SSC EM 1L WHITE

Item No: 0052599



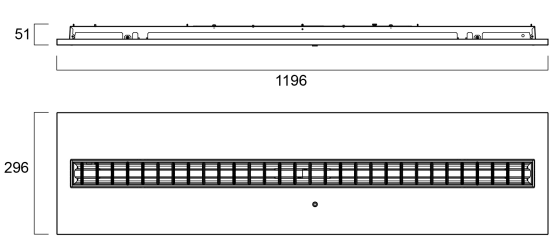
PRO



Ceiling Recessed LED Linear luminaire (lay-in), with Louvre + MPO diffuser, Direct Light Distribution, Luminaire Dimensions: 1196x296x52mm, Sylvania White body colour, IP20, IK07, SylSmart Standalone capable, Emergency 3 hours, Low LED flicker (+/-5%), Neutral White (4000K), LED Colour Temperature, 3761lm, 33W, 113lm/W, CRI>80, 3 SDCM (3-step MacAdam ellipse) LED Colour Consistency, UGR<18, Luminance at 65° < 3000 cd/m2, Lifespan: 96,000 hours L80B20, Glow Wire Test 850°C, Quick and easy electrical connection with direct access to push-connectors on top, 2 x metallic safety cables (1.5m) included, the luminaire can be covered with building insulation of Glass Wool type.

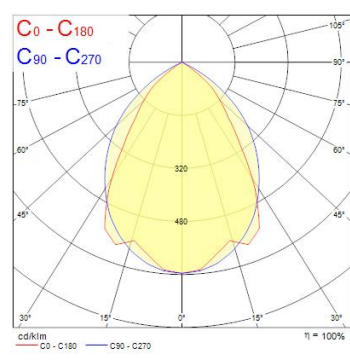
Technical Assets

Dimensions (mm)



Photometrics

Distance [m]	Cone diameter [m]	Beam angle [°]	Beam diameter [m]	Beam area [m²]	Illuminance [lx]
0.5	0.31 0.69	69.2°	0.62	0.31	9670
1.0	1.83 1.26	42.4°	1.26	1.26	2399
1.5	2.74 2.07	42.4°	1.91	2.84	1338
2.0	3.65 2.76	42.4°	2.56	3.84	969
2.5	4.57 3.49	42.4°	3.21	4.84	777
3.0	5.48 4.34	42.4°	3.86	5.84	636



RANA NEO 3700LM REC 1200x300 840 SSC EM 1L WHITE

Item No: 0052599

SYLVANIA

General data

Product name	RANA NEO 3700LM REC 1200x300 840 SSC EM 1L WHITE
Technology	LED (3 SDCM)
Cap/Base	N/A
Housing	Steel
Mount	Ceiling recessed mounting
General application	Education, Office
Operating temperature range (°C)	-5°C...+25°C
Performance ambient temperature Tq (°C)	25
ETIM Class	EC002892
Warranty	5 years

Optical data

Useful luminous flux (Φ_{use})	3761
Fixture luminous flux (lm)	3761
Luminous flux (lm)	3761
Luminaire efficacy (lm/W)	113
Correlated colour temperature (k)	4000
Light colour	Neutral White
CRI (Ra)	80
Colour Variation Initial (SDCM)	SDCM3
Glare control	< 18
Photobiological Risk Group	RG0
Luminous flux (emergency) (lm)	80
Emergency duration (h)	3

Electrical data

Total power consumption (W)	33
Primary Supply/Product voltage - min (V)	220
Primary Supply/Product voltage - max (V)	240
Lamp power factor	0.95
THD (at 230 V, 50 Hz, full load, at 100% dimming level) \leq xx.x %	10
Electrical protection	Class I
Control gear required	No
Control gear type	LED driver constant current
Dimmable	Yes
Dimming method	SylSmart SSC
Drive current (mA)	600
Inrush Current (A)	20
Inrush Duration (μ s)	25
Energy Efficiency Class (A->G) of contained light source	C
Nominal Frequency (Hz)	50/60Hz
LED Flickering Rate	Ultra low (5% or less)
Max. products per 10A C Breaker	57
Max. products per 13A C Breaker	71
Max. products per 16A C Breaker	93
Max. products per 20A C Breaker	114
Max. products per 10A B Breaker	35
Max. products per 13A B Breaker	45
Max. products per 16A B Breaker	55
Max. products per 20A B Breaker	68

Lifetime data

Lifespan L70 B50	100000
Lifespan L80 B20	96000

RANA NEO 3700LM REC 1200x300 840 SSC EM 1L WHITE

Item No: 0052599



Physical data

Housing colour	RAL 9016 - Traffic white / Bezel
IP rating	IP20
IK rating	IK07
Diffuser finish	Matt/satinized
Diffuser material	PC Polycarbonate
Nominal Product Length (mm)	1196
Nominal Product Width (mm)	296
Nominal Product Height (mm)	52
Weight (kg)	5.5

Packaging

Product EAN number	5410288525990
Packaging single length / height (cm)	124.5
Packaging single width (cm)	6.5
Packaging single depth (cm)	32.0
DUN14 (inner)	05410288525990
Units per outer package	1
Packaging outer length / height (cm)	124.5
Packaging outer width (cm)	6.5
Packaging outer depth (cm)	32.0

Safety data

Glow Wire Test (°C)	850
Optimal operating condition (°C)	-5-25