


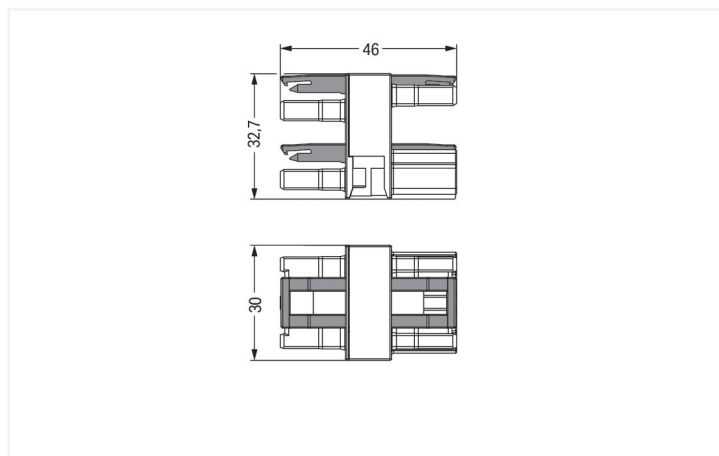
Data Sheet | Item Number: 770-907

3-way distribution connector; 3-pole; Cod. P; 1 input; 3 outputs; 2 locking levers; red

<https://www.wago.com/770-907>



Color: ■ red



Dimensions in mm

Distribution connector WINSTA® MIDI with protection type IP20

For signal and power transmission: The WINSTA® MIDI distribution connector 3-pole. WAGO pluggable installation connectors can be used when criteria repeat or are distributed on a defined pattern, for example for installing grid lighting or flush-mount lighting. The mechanical coding and color coding of the pluggable installation connector ensure error-free installation of the individual components – including protection against mismatching. The pluggable installation connector is protected against ingress by solid objects in accordance with protection type IP20 (When mated: IP2xC (These compact connectors are not designed for use in open, easily accessible areas!)). UPS applications in information technology (IT) often use the red WINSTA® MIDI pluggable installation connectors with P coding. This pluggable installation connector is designed for a load of up to 25 A. As a result, it can also be used for high power loads. Our WINSTA® MIDI product line offers maximum flexibility for the installation. Through its Push-in CAGE CLAMP® spring pressure connection technology, it ensures error-free, time-saving installation and offers flexibility for meeting an enormous variety of installation requirements.

Lower costs through fast commissioning and elimination of service expenses – solutions from WINSTA® MIDI

The WINSTA® Pluggable Connection System allows pluggable electrical installation. This saves time, lowers costs, and reduces the need for servicing. Take advantage of the pluggable version of our maintenance-free spring pressure connection technology too! Plan your installation with with marking from WAGO.

- effective protection against mismatching
- for automation controllers
- with P coding for uninterruptible power supply
- custom-engineered solutions
- fast, secure installation

Electrical data

Ratings per	IEC/EN 60664-1		
Overvoltage category	III	III	II
Pollution degree	3	2	2
Nominal voltage	250 V	-	-
Rated surge voltage	4 kV	-	-
Rated current	25 A	-	-

Approvals per	UL 1977
Rated voltage	600 V
Rated current	23 A

General information

Note on contact resistance	approx. 1 mΩ of contact resistance approx. 0.25 mΩ contact transition plug/ socket
----------------------------	--

Connection data

Total number of potentials	3	Connection 1	
PE function	Preceding PE contact	Pole number	3

Physical data

Pin spacing	10 mm / 0.394 inches
Width	30 mm / 1.181 inches
Height	32.7 mm / 1.287 inches
Depth	46 mm / 1.811 inches

Mechanical data

Application	EDV (UPS)
Coding	P
Variable coding	No
Marking	L N
Potential marking	L N
Mating force of a plug-in connection	Approx. 20 ... 70 N (depending on pole number)
Retention force of a plug-in connection	When locked: > 80 N
Unmating force of a plug-in connection	Unlocked: approx. 20 ... 70 N (depending on pole number)
Number of mating cycles	200, without resistive load
Type of distribution box	Distribution connector, 3-way
Protection type	IP20; When mated: IP2xC (These compact connectors are not designed for use in open, easily accessible areas!)

Plug-in connection

Mismating protection	Yes
Note on mismating protection	All <i>WINSTA</i> ® components are 100% protected against mismating when: a.) plugging different numbers of poles b.) plugging while rotated 180 c.) plugging while laterally staggered d.) plugging one pole
Locking lever	Yes
Locking of plug-in connection	Locking lever
Note on locking system	All connectors for mounted installations (snap-in versions for lighting fixtures or devices, all types of PCB and distribution connectors) are factory-equipped with locking levers to ensure plugs and sockets are securely locked. Additional locking levers are only required for flying leads (plug/socket).
Number of locking levers	4

Material data

Note (material data)	Information on material specifications can be found here
Color	red
Insulation material	Polyamide (PA66)
Flammability class per UL94	V0
Contact material	Copper or copper alloy; surface-treated
Contact plating	Tin
Fire load	0.421 MJ
Weight	26 g

Environmental requirements

Processing temperature	-5 ... +40 °C
Continuous operating temperature	-35 ... +85 °C
Note on continuous operating temperature	Insulating parts for temperatures ≤ 105 °C

Commercial data

Product Group	20 (Winsta)
eCl@ss 10.0	27-44-06-03
eCl@ss 9.0	27-44-06-03
ETIM 8.0	EC002567
ETIM 7.0	EC002567
PU (SPU)	50 pcs
Packaging type	Box
Country of origin	DE
GTIN	4045454459147
Customs tariff number	85366990990

Environmental Product Compliance

RoHS Compliance Status	Compliant, No Exemption
------------------------	-------------------------

Approvals / Certificates

General approvals



Approval	Standard	Certificate Name
CCA DEKRA Certification B.V.	EN 61535	71-123228
CCA DEKRA Certification B.V.	IEC 61535	NL -84761
cURus Underwriters Laboratories Inc.	UL 1977	E45171
cURus Underwriters Laboratories Inc.	UL 1059	E 45172

Declarations of conformity and manufacturer's declarations

Approval	Standard	Certificate Name
EU-Declaration of Confor- mity WAGO GmbH & Co. KG	-	-

Approvals for marine applications



Approval	Standard	Certificate Name
ABS American Bureau of Ship- ping	-	19-HG1868589-PDA
DNV GL Det Norske Veritas, Ger- manischer Lloyd	-	TAE00001Z6
LR Lloyds Register	IEC 61984	LR22429487TA

Downloads

Environmental Product Compliance

Compliance Search

Environmental Product Compliance 770-907



Documentation

Bid Text

770-907	19.02.2019	xml 2.72 KB	
770-907	12.03.2015	doc 23.00 KB	

CAD/CAE-Data

CAE data

EPLAN Data Portal
770-907



WSCAD Universe
770-907



1 Compatible Products

1.1 System counterpart

1.1.1 Cable assembly



Item No.: 771-9973/206-101

pre-assembled connecting cable; Eca; Plug/open-ended; 3-pole; Cod. P; H05VV-F 3G 1.5 mm²; 1 m; 1,50 mm²; red



Item No.: 771-9973/106-101

pre-assembled connecting cable; Eca; Socket/open-ended; 3-pole; Cod. P; H05VV-F 3G 1.5 mm²; 1 m; 1,50 mm²; red



Item No.: 771-9973/006-101

pre-assembled interconnecting cable; Eca; Socket/plug; 3-pole; Cod. P; H05VV-F 3G 1.5 mm²; 1 m; 1,50 mm²; red

1.1.2 Female connector/socket



Item No.: 770-1303

Socket; 3-pole; Cod. P; 4,00 mm²; red

1.1.3 Male connector/plug



Item No.: 770-1313

Plug; 3-pole; Cod. P; 4,00 mm²; red

1.2 Optional Accessories

1.2.1 Cover

1.2.1.1 Cover



Item No.: 770-201

Lockout cap; 12-pole, separable; for sockets; Plastic; black



Item No.: 770-221

Lockout cap; 12-pole, separable; for sockets; Plastic; white



Item No.: 770-360

Lockout cap; for plugs; 5-pole; separable; yellow

1.2.2 Installation

1.2.2.1 Mounting accessories



Item No.: 770-623

Mounting plate; 3-pole; for distribution connectors; Plastic; black

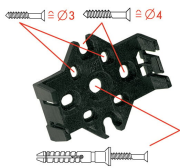


Item No.: 770-673

Mounting plate; 3-pole; for distribution connectors; Plastic; white

Installation Notes

Installation




Mounting plates can be secured using commercially available screws or nail-drive anchors.



The distribution connectors snap together when attached to the mounting plate.



To release the distribution connector, unlock the latch using a screwdriver.



All distribution connector connections are locked and protected against accidental disconnection directly after mating. Locking of any connection is released using a screwdriver, even if all connections are used.