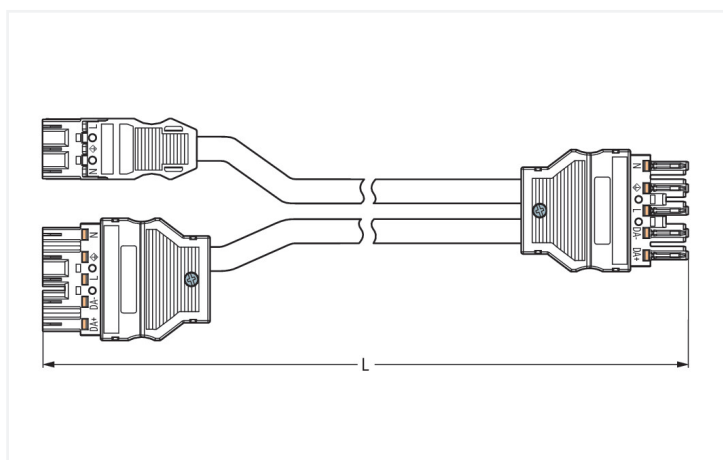
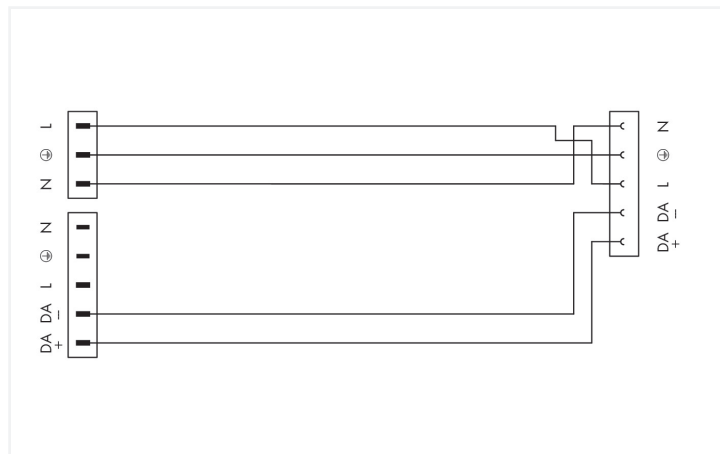



Data Sheet | Item Number: 771-5001/221-000

pre-assembled Y-cable; B2ca; 2 x plug/socket; 3-pole + 5-pole/5-pole; Cod. A/I;
H05Z1Z1-F 2 x 1,50 mm²; H05Z1Z1-F 3G 2.5 mm²; 0.5 m; 1,50 mm²

<https://www.wago.com/771-5001/221-000>



Dimensions in mm

Cable assembly WINSTA® MIDI with protection type IP20

Use effective pluggable connections instead of laborious screw connections: With the WINSTA® MIDI cable assembly rated current 16 A. Our pluggable installation connectors with spring pressure connection technology function entirely without screw connections. They allow flexible, error-free installation in a large number of applications. The mechanical coding and color coding of the pluggable installation connector ensure error-free installation of the individual components – including protection against mismatching. The pluggable installation connector is protected in accordance with protection type IP20 (When mated: IP2xC (These compact connectors are not designed for use in open, easily accessible areas!)). That results in the fact that users' fingers will never come into contact with live elements. The WINSTA® MIDI pluggable installation connector with A coding in black or white is usually used for general mains applications in power distribution. WINSTA® MIDI with Push-in CAGE CLAMP® spring pressure connection technology is used in can be found in a variety of projects you can use for quick, easy, secure, tailored electrical installation. If you need to satisfy stricter safety standards, you should use cables with fire class B2. These are suitable for use in buildings with very high demands on safety. In the manufacturing of this cable assembly, we eliminated the use of halogen. This is an important contribution to climate protection.

Fast, error-free assembly thanks to cable assemblies from WAGO

The cable assembly is equipped with a MIDI plug, a MIDI plug and a MIDI socket. WINSTA® is the pluggable connection system that is optimally tailored to the strict requirements of electrical installation. It ensures error-free installation of cables and components, quickly and reliably. Choose quality and durability – with protection against mismatching from WAGO makes the electrical installation of electrical components substantially easier.

- effective protection against mismatching
- pre-assembled versions
- with A coding for a great number of applications

- custom-engineered solutions
- convenient installation and commissioning

Notes

Note Cables with a different fire class can be found in the eShop.

Electrical data

Ratings per	IEC/EN 60664-1		
Overvoltage category	III	III	II
Pollution degree	3	2	2
Nominal voltage	250 V	-	-
Rated impulse withstand voltage	4 kV	-	-
Rated current	16 A	-	-

General information

Note on contact resistance approx. 1 mΩ of contact resistance
approx. 0.25 mΩ contact transition plug/socket

Connection Data

Total number of potentials 5

Connection 1

Pole number 3
Wire cross-section 1.5 mm²
Connection type MIDI plug; MIDI plug - MIDI socket

Connection 2

Pole number 5
Sheathed cable diameter 9.2 ... 11.4 mm
Wire cross-section 2.5 mm²

Connection 3

Pole number 5

Physical data

Pin spacing 10 mm / 0.394 inches
Width 81.6 mm / 3.213 inches
Height 17 mm / 0.669 inches
Total length 0.5 m

Mechanical data

Use DALI, Lighting Management
Coding A
Coding 2 I
Mating force of a plug-in connection approx. 20 ... 70 N (depending on pole number)
Retention force of a plug-in connection when locked: > 80N
Unmating force of a plug-in connection when unlocked: approx. 20 ... 70 N (depending on pole number)
Number of mating cycles 200, without resistive load
Connection type MIDI plug; MIDI plug - MIDI socket
Type of pre-assembled cable Y-cable
Cable type H05Z1Z1-F 2x1.5
Cable type 2 H05Z1Z1-F 3G2.5
Protection type IP20; When mated: IP2xC (These compact connectors are not designed for use in open, easily accessible areas!)

Plug-in connection

Mismating protection	Yes
Note on mismating protection	All WINSTA® components are 100% protected against mismating when: a.) plugging different numbers of poles b.) plugging while rotated 180 c.) plugging while laterally staggered d.) plugging one pole
Locking lever	Can be retrofitted
Locking of plug-in connection	Locking lever
Note on locking system	All connectors for mounted installations (snap-in versions for lighting fixtures or devices, all types of PCB and distribution connectors) are factory-equipped with locking levers to ensure plugs and sockets are securely locked. Additional locking levers are only required for flying leads (plug/socket).

Material data

Note (material data)	Information on material specifications can be found here
Insulation material (main housing)	Polyamide (PA66)
Flammability class per UL94	V0
Fire class per EN 50575	B2 _{ca}
Contact material	Copper or copper alloy; surface-treated
Contact Plating	Tin
Fire load	1.613 MJ
Connector color	blue
Strain relief color	black
Sheathed cable color	black
Printing color of sheathed cable	white
Sheathed cable color 2	black
Printing color of sheathed cable 2	white
Halogen-free	Yes
Silicon-free	Yes
Sheath material	Halogen-free
Rubber cable	No
Weight	182.1 g
Copper weight of the raw cable	0.072 kg/m

Environmental requirements

Processing temperature	-5 ... +40 °C
Continuous operating temperature	-35 ... +85 °C
Note on continuous operating temperature	Cable for temperatures ≤ 70 °C (including halogen-free) Insulating parts for temperatures ≤ 105 °C

Commercial data

PU (SPU)	1 pcs
Packaging type	unpacked
Country of origin	DE
GTIN	4055143812016
Customs tariff number	85444290900

Product Classification

UNSPSC	26121629
eCl@ss 10.0	27-44-06-04
eCl@ss 9.0	27-44-06-04
ETIM 9.0	EC002587
ETIM 10.0	EC002587
ECCN	NO US CLASSIFICATION


Environmental Product Compliance

RoHS Compliance Status	Compliant, No Exemption
------------------------	-------------------------

Downloads

Environmental Product Compliance

Compliance Search

Environmental Product Compliance 





771-5001/221-000

1 Compatible Products

1.1 Required Accessories

1.1.1 Locking system




1.1.1.1 Locking system

			
Item No.: 770-101 Locking lever; for flying leads; for manual operation; black	Item No.: 770-121 Locking lever; for flying leads; for manual operation; white	Item No.: 770-111 Locking lever; for flying leads; for tool operation; black	Item No.: 770-131 Locking lever; for flying leads; for tool operation; white

1.2 Optional Accessories

1.2.1 Cover

1.2.1.1 Cover

		
Item No.: 770-201 Lockout cap; 12-pole, separable; for sockets; Plastic; black	Item No.: 770-221 Lockout cap; 12-pole, separable; for sockets; Plastic; white	Item No.: 770-360 Lockout cap; for plugs; 5-pole; separable; yellow

1.2.2 Marking

1.2.2.1 Marker



[Item No.: 770-450/000-006](#)
Marker card; Plastic; blue



[Item No.: 770-450/000-001](#)
Marker card; Plastic; green



[Item No.: 770-450/000-012](#)
Marker card; Plastic; orange



[Item No.: 770-450/000-005](#)
Marker card; Plastic; red



[Item No.: 770-450](#)
Marker card; Plastic; white



[Item No.: 770-450/000-002](#)
Marker card; Plastic; yellow

1.2.2.2 Marking strip



[Item No.: 210-334](#)
Marking strips; as a DIN A4 sheet; Strip width 5 mm; Strip length 182 mm; plain; Self-adhesive; white