

28 775 980 Product version from 3/13/2017



- rain shower 300 x 240mm
- PURE RAIN, max. flow rate 20 l/min (at 3 bar)
- Function from: 12 l/min
- with anti-scale system

Technical data:

- distance between ceiling and lower edge of the shower 165mm
- rosette 60 x 60, as required
- 1/2" connection

Notes:

	Brushed Platinum	28 775 980-06
	Chrome	28 775 980-00
	Platinum	28 775 980-08
	Dark Chrome	28 775 980-19
	Brushed Light Gold (PVD)	28 775 980-27
	Brushed Durabronze (23kt Gold)	28 775 980-28
	Matte Black	28 775 980-33
	Brushed Gold (PVD)	28 775 980-37
	Brushed Dark Brass (PVD)	28 775 980-39
	Brushed Bronze (PVD)	28 775 980-42
	Brushed Champagne (22kt Gold)	28 775 980-46
	Champagne (22kt Gold)	28 775 980-47
	Brushed Chrome	28 775 980-93
	Brushed Dark Platinum	28 775 980-99

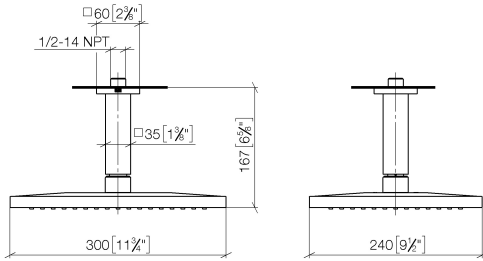
Recommended miscellaneous

- Concealed wall elbow -** 35 085 970 90
- min. recess depth 90 mm
 - max. recess depth 163 mm

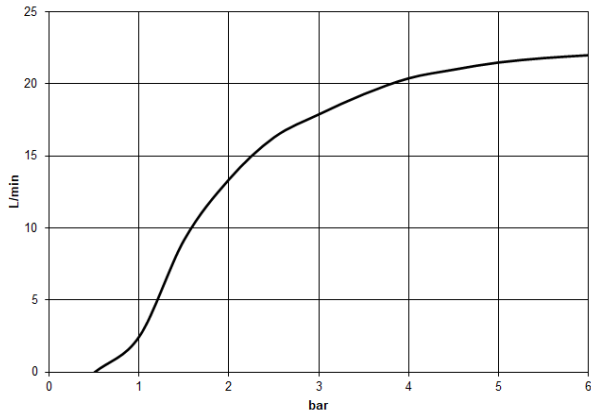


28 775 980 Product version from 3/13/2017

mm [inches]



Flow rate chart



Codes & Standards

DIN 4109

ISO 3822

Scottish Water
Byelaws

UK Water Supply
Regulations

Ü-Zeichen



Rainshower with ceiling fixing 300 x 240 mm - Brushed Platinum

SERIES SPECIFIC

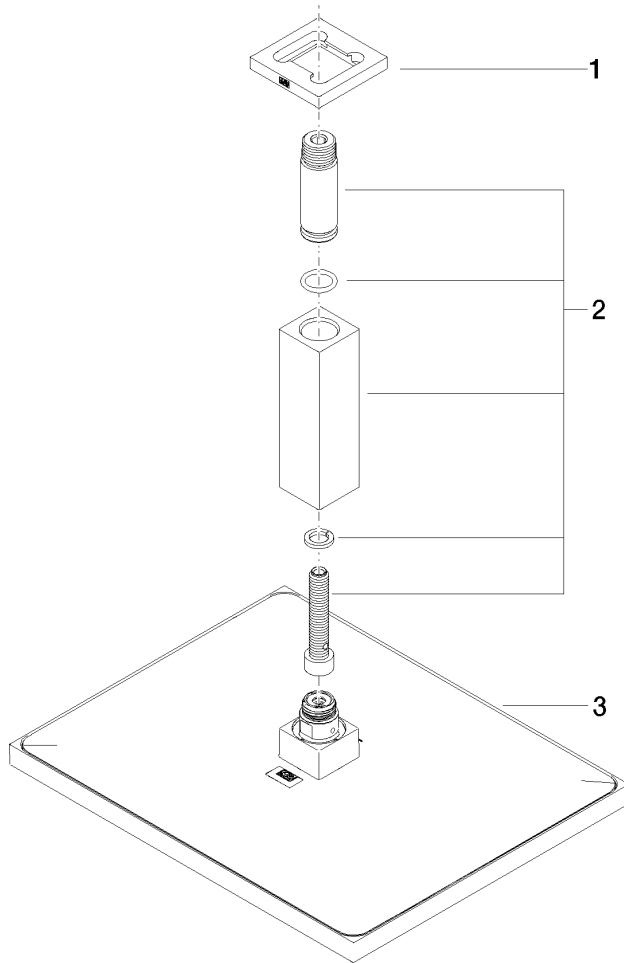
28 775 980 Product version from 3/13/2017

Certificates and sustainability

LGA_29

LGA_38

WRAS_2212



Spare parts list

No.	Item Number	Name	Quantity used	Delivery time
1	09 27 98 017-06	Rosette for rain shower Ceiling mounting 60 x 9 x 60 mm - Brushed Platinum	1.00	20
2	90 11 10 092 00-06	Connection vertical for spray ceiling fixing 35 x 35 x 135 mm - Brushed Platinum	1.00	20
3	04 12 05 063 00-06	Rainshower angular 300 x 240 mm - Brushed Platinum	1.00	20