

Data Sheet | Item Number: 285-148

Three phase set; with 50 mm² high-current tbs; with fixing flanges; copper; 50 mm²;
POWER CAGE CLAMP; 50,00 mm²; multicoloured

<https://www.wago.com/285-148>






Color: ☐ multi-colored

Three-phase set, 285 Series, power cage clamp

This three-phase set (item number 285-148) is designed for hassle-free electrical installations. Conductors can only be connected to this three-phase set if their strip length is 30 mm. This product incorporates conductor terminals and utilizes POWER CAGE CLAMP. Our POWER CAGE CLAMP connection technology is the perfect choice for securely connecting large conductor cross-sections. This universal connector is reliable and maintenance-free. Unlike other connections methods, you do not need to crimp the ferrule or use a torque wrench. This makes it nice and easy to use. Depending on the type of conductor, this three-phase set is designed for conductor cross sections ranging from 10 mm² to 50 mm². It has one level. Five potentials can connect using the ten clamping points The multi-colored housing is made of polyamide (PA66) for insulation.

This item includes:

		
Item No.: 285-141 3	Item No.: 285-144 1	Item No.: 285-147 1
2-conductor through terminal block; 50 mm²; lateral marker slots; with fixing flanges; POWER CAGE CLAMP; 50,00 mm²; gray	2-conductor through terminal block; 50 mm²; lateral marker slots; with fixing flanges; POWER CAGE CLAMP; 50,00 mm²; blue	2-conductor through terminal block; 50 mm²; lateral marker slots; with fixing flanges; POWER CAGE CLAMP; 50,00 mm²; dark gray-yellow

Electrical data

Ratings per IEC/EN 60947-7-1				Approvals per UL 1059			
Overvoltage category	III	III	II	Use group	B	C	D
Pollution degree	3	2	2	Rated voltage	600 V	600 V	-
Nominal voltage	1000 V	-	-	Rated current	150 A	150 A	-
Rated surge voltage	8 kV	-	-				
Rated current	150 A	-	-				

Approvals per CSA 22.2 No 158			
Use group	B	C	D
Rated voltage	600 V	600 V	-
Rated current	150 A	-	-

Connection data

Clamping units	10
Total number of potentials	5
Number of levels	1

Connection 1

Connection technology	POWER CAGE CLAMP
Actuation type	T-wrench; 8 mm
Connectable conductor materials	Copper
Nominal cross-section	50 mm ²
Solid conductor	10 ... 50 mm ² / 8 ... 1/0 AWG
Stranded conductor	10 ... 50 mm ² / 8 ... 1/0 AWG
Fine-stranded conductor	10 ... 70 mm ² / 8 ... 2/0 AWG
Fine-stranded conductor; with insulated ferrule	10 ... 50 mm ² / 8 ... 1/0 AWG
Fine-stranded conductor; with uninsulated ferrule	10 ... 50 mm ² / 8 ... 1/0 AWG
Strip length	30 mm / 1.18 inches
Wiring direction	Side-entry wiring

Physical data

Width	100 mm / 3.937 inches
Height from the surface	94 mm / 3.7 inches
Depth	130 mm / 5.118 inches

Mechanical data

Design	horizontal type
Mounting type	Mounting flange Panel mounting
Marking level	Side marking

Material data

Note (material data)	Information on material specifications can be found here
Color	multi-colored
Material group	I
Insulation material (main housing)	Polyamide (PA66)
Flammability class per UL94	V0
Fire load	10.342 MJ
Halogen-free	Yes
Weight	822.9 g

Environmental requirements

Processing temperature	-35 ... +85 °C
Continuous operating temperature	-60 ... +105 °C



Commercial data		
eCl@ss 10.0		27-14-11-06
eCl@ss 9.0		27-14-11-06
ETIM 9.0		EC001284
ETIM 8.0		EC001284
PU (SPU)		1 pcs
Packaging type		Box
Country of origin		PL
GTIN		4055143656993
Customs tariff number		85369010000

Environmental Product Compliance		
RoHS Compliance Status		Compliant,No Exemption

Approvals / Certificates




General approvals		Declarations of conformity and manufacturer's declarations
Approval	Standard	Certificate Name
CCA DEKRA Certification B.V.	EN 60947	NTR NL-7707
CSA DEKRA Certification B.V.	C22.2,C22.2 No. 158	154112
KEMA/KEUR DEKRA Certification B.V.	EN 60947	71-105562
UL Underwriters Laboratories Inc.	UL 1059	E45172

Approval	Standard	Certificate Name
EU-Declaration of Confor- mity WAGO GmbH & Co. KG	-	-
UK-Declaration of Confor- mity WAGO GmbH & Co. KG	-	-

Approvals for marine applications		
Approval	Standard	Certificate Name
ABS American Bureau of Ship- ping	EN 60947	20-HG1941090-PDA

Downloads	
Environmental Product Compliance	
Compliance Search	
Environmental Product Compliance 285-148	



Documentation			
Additional Information		Bid Text	
Technical Section	pdf 2246.92 KB	285-148	19.02.2019
		xml 3.36 KB	
		285-148	04.01.2018
		doc 25.50 KB	

1 Compatible Products
1.1 Optional Accessories
1.1.1 Cover
1.1.1.1 Cover



Item No.: 285-441
Finger guard; touchproof cover protects unused conductor entries and jumper slots; for 50 mm² high-current tbs; yellow

1.1.2 Current and voltage tap
1.1.2.1 Current and voltage tap



Item No.: 855-501/150-000
Current and voltage tap up to 50 mm²; Primary rated current: 150 A; Secondary rated current: 1 A; Rated power: 0.2 VA; Accuracy class: 0.5; fused

1.1.3 Ferrule
1.1.3.1 Ferrule



Item No.: 216-424
Ferrule; Sleeve for 35 mm² / AWG 2; uninsulated; electro-tin plated; electrolytic copper; gastight crimped; acc. to DIN 46228, Part 1/08.92; silver-colored



Item No.: 216-425
Ferrule; Sleeve for 50 mm² / AWG 1; uninsulated; electro-tin plated; electrolytic copper; acc. to DIN 46228, Part 1/08.92

1.1.4 Jumper
1.1.4.1 Jumper



Item No.: 285-450
Jumper; insulated; gray



1.1.5 Marking

1.1.5.1 Marker



Item No.: 793-5501/000-006
WMB marking card; as card; for terminal block width 5 - 17.5 mm; stretchable 5 - 5.2 mm; plain; snap-on type; blue



Item No.: 793-5501/000-007
WMB marking card; as card; for terminal block width 5 - 17.5 mm; stretchable 5 - 5.2 mm; plain; snap-on type; gray



Item No.: 793-5501/000-023
WMB marking card; as card; for terminal block width 5 - 17.5 mm; stretchable 5 - 5.2 mm; plain; snap-on type; green



Item No.: 793-5501/000-017
WMB marking card; as card; for terminal block width 5 - 17.5 mm; stretchable 5 - 5.2 mm; plain; snap-on type; light green



Item No.: 793-5501/000-012
WMB marking card; as card; for terminal block width 5 - 17.5 mm; stretchable 5 - 5.2 mm; plain; snap-on type; orange



Item No.: 793-5501/000-005
WMB marking card; as card; for terminal block width 5 - 17.5 mm; stretchable 5 - 5.2 mm; plain; snap-on type; red



Item No.: 793-5501/000-024
WMB marking card; as card; for terminal block width 5 - 17.5 mm; stretchable 5 - 5.2 mm; plain; snap-on type; violet



Item No.: 793-5501
WMB marking card; as card; for terminal block width 5 - 17.5 mm; stretchable 5 - 5.2 mm; plain; snap-on type; white



Item No.: 793-5501/000-002
WMB marking card; as card; for terminal block width 5 - 17.5 mm; stretchable 5 - 5.2 mm; plain; snap-on type; yellow



Item No.: 793-501/000-006
WMB marking card; as card; not stretchable; plain; snap-on type; blue



Item No.: 793-501/000-007
WMB marking card; as card; not stretchable; plain; snap-on type; gray



Item No.: 793-501/000-023
WMB marking card; as card; not stretchable; plain; snap-on type; green



Item No.: 793-501/000-017
WMB marking card; as card; not stretchable; plain; snap-on type; light green



Item No.: 793-501/000-012
WMB marking card; as card; not stretchable; plain; snap-on type; orange



Item No.: 793-501/000-005
WMB marking card; as card; not stretchable; plain; snap-on type; red



Item No.: 793-501/000-024
WMB marking card; as card; not stretchable; plain; snap-on type; violet



Item No.: 793-501
WMB marking card; as card; not stretchable; plain; snap-on type; white



Item No.: 793-501/000-002
WMB marking card; as card; not stretchable; plain; snap-on type; yellow



Item No.: 2009-115/000-006
WMB-Inline; for Smart Printer; 1500 pieces on roll; stretchable 5 - 5.2 mm; plain; snap-on type; blue



Item No.: 2009-115/000-007
WMB-Inline; for Smart Printer; 1500 pieces on roll; stretchable 5 - 5.2 mm; plain; snap-on type; gray



Item No.: 2009-115/000-023
WMB-Inline; for Smart Printer; 1500 pieces on roll; stretchable 5 - 5.2 mm; plain; snap-on type; green



Item No.: 2009-115/000-017
WMB-Inline; for Smart Printer; 1500 pieces on roll; stretchable 5 - 5.2 mm; plain; snap-on type; light green



Item No.: 2009-115/000-012
WMB-Inline; for Smart Printer; 1500 pieces on roll; stretchable 5 - 5.2 mm; plain; snap-on type; orange



Item No.: 2009-115/000-005
WMB-Inline; for Smart Printer; 1500 pieces on roll; stretchable 5 - 5.2 mm; plain; snap-on type; red



Item No.: 2009-115/000-024
WMB-Inline; for Smart Printer; 1500 pieces on roll; stretchable 5 - 5.2 mm; plain; snap-on type; violet



Item No.: 2009-115
WMB-Inline; for Smart Printer; 1500 pieces on roll; stretchable 5 - 5.2 mm; plain; snap-on type; white



Item No.: 2009-115/000-002
WMB-Inline; for Smart Printer; 1500 pieces on roll; stretchable 5 - 5.2 mm; plain; snap-on type; yellow

1.1.5.2 Marker carrier



Item No.: 285-442
Adaptor; gray

1.1.6 Power tap

1.1.6.1 Power tap



Item No.: 285-447
Power tap; for 50 mm² high-current tbs;
Module width 16 mm; gray

1.1.7 Protective warning marker

1.1.7.1 Cover



Item No.: 285-440
Protective warning marker; with high-voltage symbol, black; yellow



Item No.: 285-449
Protective warning marker; yellow

1.1.8 Tool

1.1.8.1 Operating tool



Item No.: 285-172
Allen wrench; with a partially insulated shaft; green



Item No.: 285-173
Allen wrench; with a partially insulated shaft; with anti-rotation protection; green