

# Productinformatieblad

Specificaties



## TeSys - GV3L - Vermogensschakelaar - Magnetisch - 40A - Everlink BTR klemmen

GV3L40

EAN Code: 3389119405447

**Prijs: 212,10 EUR**

### Hoofd

range	Tesys deca
productnaam	TeSys GV3
product of component type	Motor vermogensschakelaar
device short name	GV3L
device applicatie	Motorbeveiliging
trip unit technology	Magnetisch

### Complementair

poles description	3P
netwerk type	AC
utilisation category	A In overeenstemming met IEC 60947-2 AC-3 In overeenstemming met IEC 60947-4-1
netfrequentie	50/60 Hz In overeenstemming met IEC 60947-2
motorvermogen kW	18,5 kW om 400/415 V AC 50/60 Hz 22 kW om 500 V AC 50/60 Hz 37 kW om 690 V AC 50/60 Hz
breaking capacity	100 kA Icu om 230/240 V AC 50/60 Hz 50 kA Icu om 400/415 V AC 50/60 Hz 50 kA Icu om 440 V AC 50/60 Hz 12 kA Icu om 500 V AC 50/60 Hz 6 kA Icu om 690 V AC 50/60 Hz
ics dienst kortsluitonderbrekingsvermogen	100 % om 230/240 V AC 50/60 Hz 100 % om 400/415 V AC 50/60 Hz 100 % om 440 V AC 50/60 Hz 50 % om 500 V AC 50/60 Hz 50 % om 690 V AC 50/60 Hz
control type	Rotatiehendel
In toegekende stroomsterkte	40 A
magnetische uitschakelstroom	560 A
Ith conventionele thermische stroom in vrije lucht	40 A In overeenstemming met IEC 60947-2
Ue toegekende bedrijfspanning	690 V AC 50/60 Hz In overeenstemming met IEC 60947-2
Ui toegekende isolatiespanning	690 V AC 50/60 Hz In overeenstemming met IEC 60947-2
Uimp nom. schokgolfsparing	6 kV In overeenstemming met IEC 60947-2
suitability for isolation	Ja In overeenstemming met IEC 60947-1
vermogensdissipatie per pool	8 W
mechanical durability	50000 cycles

De weergegeven prijs is de adviesprijs in euro excl. BTW. Deze kan onderhevig zijn aan korting. Neem contact op met uw lokale distributeur of detailhandel voor de daadwerkelijke prijs

<b>elektrische duurzaamheid</b>	50000 cycles voor AC-3 om 415 V In
<b>nominale werking</b>	Ononderbroken In overeenstemming met IEC 60947-4-1
<b>aanspanmoment</b>	5 N.m - op schroefklemaansluitklem
<b>bevestigingsmethode</b>	35 mm symmetrische DIN-rail: afgesneden Paneel: geschroefd (met 3 schroeven M4)
<b>montagepositie</b>	Horizontaal Verticaal
<b>breedte</b>	55 mm
<b>hoogte</b>	132 mm
<b>diepte</b>	136 mm
<b>gewicht product</b>	0,96 kg
<b>kleur</b>	Donkergrijs

## Omgeving

<b>normen</b>	EN/IEC 60947-2 EN/IEC 60947-4-1 UL 60947-4-1 CSA C22.2 Nr 60947-4-1 IEC/EN 60335-1:Punt 30.2 IEC/EN 60335-2-40:Bijlage JJ
<b>product certifications</b>	CCC UL CSA EAC LROS (Lloyds register of shipping) BV ABS DNV-GL UKCA
<b>IP beschermingsgraad</b>	IP20 In overeenstemming met IEC 60529
<b>weerbestedigheid</b>	In overeenstemming met IACS E10
<b>ambient air temperature for storage</b>	-40...80 °C
<b>vuurbestedigheid</b>	960 °C In overeenstemming met IEC 60695-2-11
<b>ambient air temperature for operation</b>	-20...60 °C
<b>mechanische stevigheid</b>	Schokken: 15 Gn gedurende 11 ms contactor open Schokken: 30 Gn gedurende 11 ms contactor gesloten Trillingen: 4 Gn, 5...300 Hz
<b>bedrijfshoogte</b>	3000 m

## Verpakkingseenheid

<b>Eenheidstype van verpakking 1</b>	PCE
<b>Aantal eenheden in verpakking 1</b>	1
<b>verpakking 1 hoogte</b>	6,800 cm
<b>verpakking 1 breedte</b>	14,800 cm
<b>verpakking 1 lengte</b>	16,000 cm
<b>verpakking_1_gewicht</b>	974,000 g
<b>Eenheidstype van verpakking 2</b>	S06
<b>Aantal eenheden in verpakking 2</b>	120
<b>verpakking 2 hoogte</b>	75,000 cm

---

verpakking 2 breedte	60,000 cm
verpakking 2 lengte	80,000 cm
verpakking 2 gewicht	126,760 kg

---

## contractuele waarborg

---

Garantie (in maanden)	18
-----------------------	----

Schneider Electric wil tegen 2050 de Net Zero-status hebben bereikt via partnerschappen in de toeleveringsketen, materialen met een lagere impact en circulariteit via onze doorlopende campagne "Use Better, Use Longer, Use Again" om de levensduur van producten en de recycleerbaarheid te verlengen.

[Uitleg van Environmental Data >](#)

[Hoe evalueren we de duurzaamheid van producten? >](#)

### Milieuoetafdruk

Totale levenscyclus ecologische voetafdruk	30 kg CO2 eq.
Koolstofvoetafdruk van de fabricagefase [A1–A3]	5 kg CO2 eq.
Koolstofvoetafdruk van de distributiefase [A4]	0.3 kg CO2 eq.
Koolstofvoetafdruk van de installatiefase [A5]	0.1 kg CO2 eq.
Koolstofvoetafdruk van de gebruiksfase [B2, B3, B4, B6]	21 kg CO2 eq.
Koolstofvoetafdruk van de einde-levensfase [C1–C4]	3 kg CO2 eq.
Milieu Profiel	<a href="#">Milieuprofiel van het product</a>

### Use Better

#### Materialen en verpakking

Pakket met gerecycleerd karton	Ja
Verpakkingen zonder kunststof	Ja
SCIP-nummer	2057c252-f956-4ac1-a3d9-75119bc8a000
RoHS-richtlijn van de EU	<a href="#">Conform door vrijstelling</a>
REACH-verordening	<a href="#">Referentie bevat zorgwekkende stoffen (SVHC) boven drempelwaarde</a>

### Use Longer

#### Levensduurverlenging

Reparatie	Nee
-----------	-----

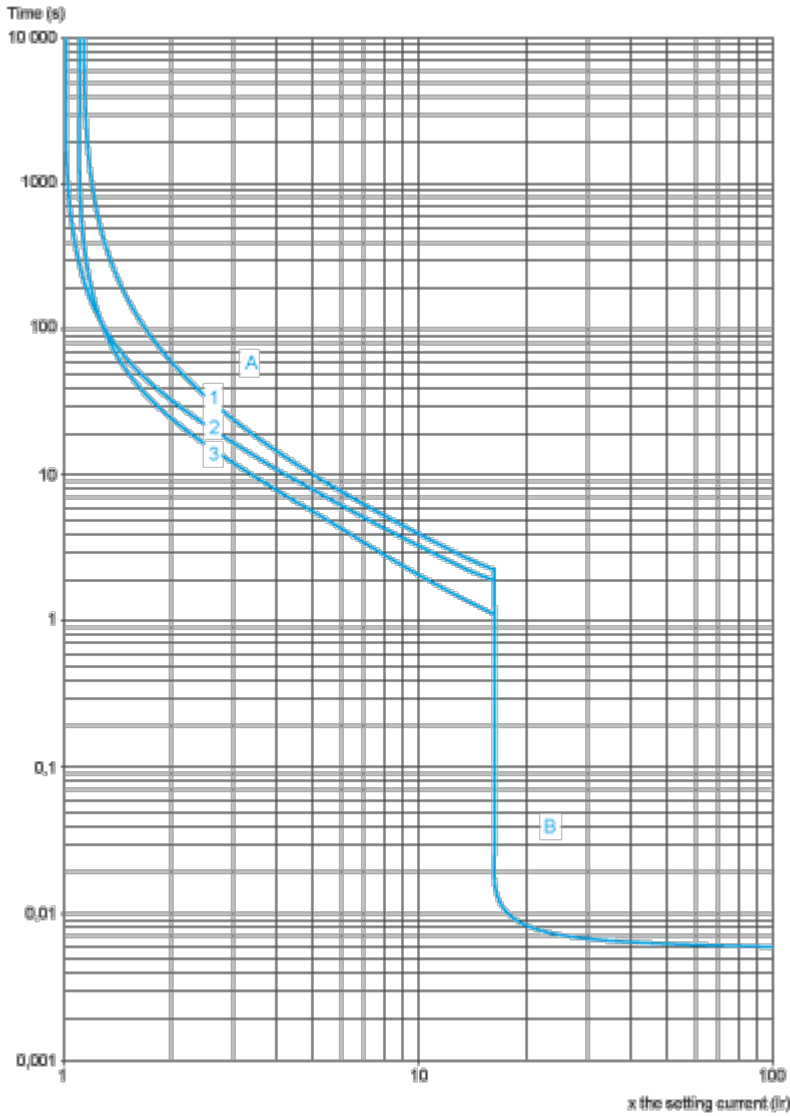
### Use Again

#### Herverpakken en herfabriceren

Percentage mogelijke recycleerbaarheid	58
Circulair Profiel	<a href="#">Informatie over einde levensduur</a>
Terugname	No
WEEE-label	 Het product moet op markten van de Europese Unie worden afgevoerd volgens specifieke afvalinzamelingsregels en mag nooit in een gewone vuilnisbak terecht komen.

Performance Curves

**Tripping Curves for GV3L Combined with Thermal Overload Relay LRD33**  
 Average Operating time at 20 °C without Prior Current Flow

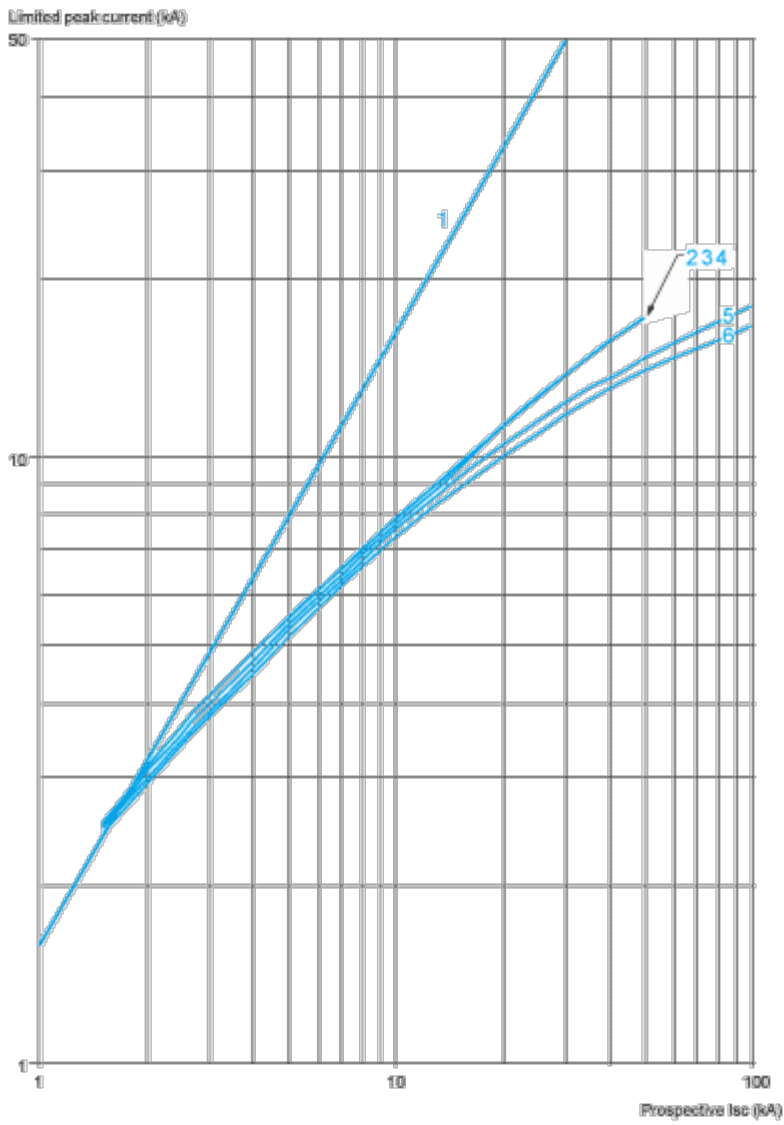


- 1 3 poles from cold state
- 2 2 poles from cold state
- 3 3 poles from hot state
- A Thermal overload relay protection zone
- B GV3L protection zone

**Current Limitation on Short-Circuit for GV3L (3-Phase 400/415 V)**

**Dynamic Stress**

$I_{peak} = f(\text{prospective } I_{sc}) \text{ at } 1.05 U_e = 435 \text{ V}$

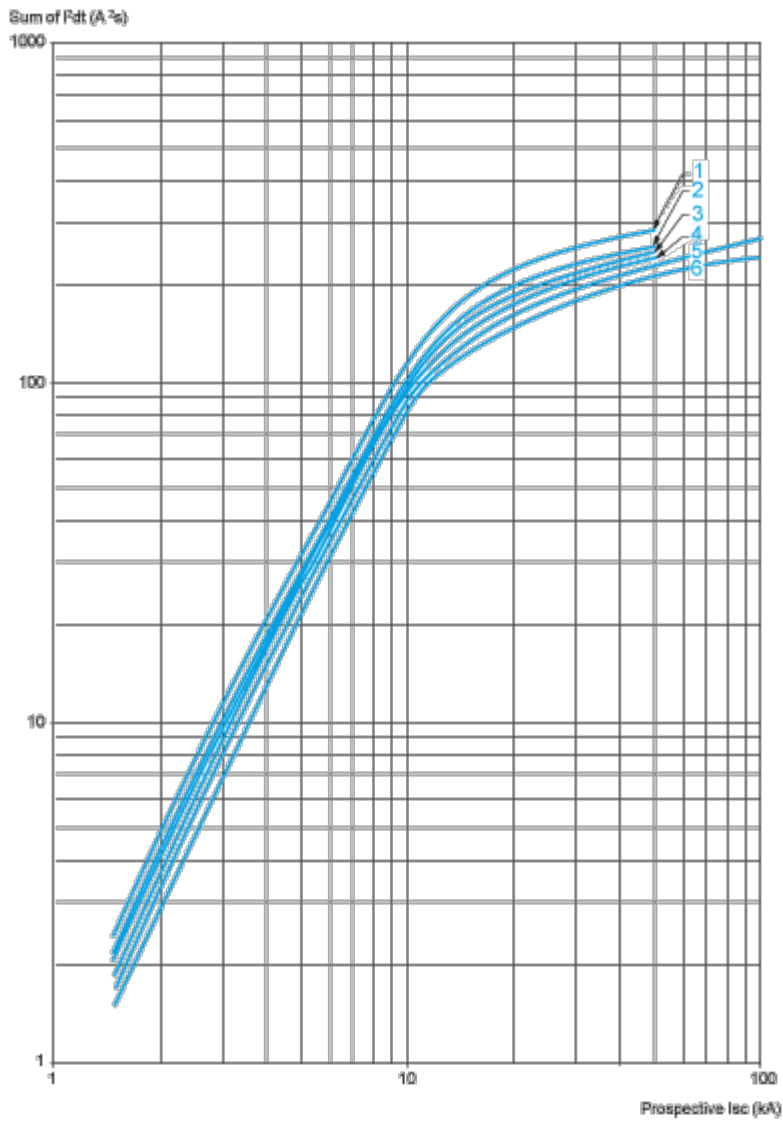


- 1 Maximum peak current
- 2 GV3L80 - GV3L73 - GV3L65
- 3 GV3L50
- 4 GV3L40
- 5 GV3L32
- 6 GV3L25

**Thermal Limit on Short-Circuit for GV3L**

Thermal Limit in A<sup>2</sup>s

Sum of I<sup>2</sup>dt = f (prospective Isc) at 1.05 Ue = 435 V

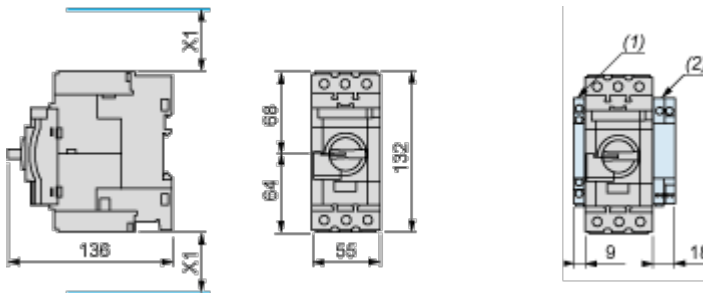


- 1 GV3L73 - GV3L80
- 2 GV3L65
- 3 GV3L50
- 4 GV3L40
- 5 GV3L32
- 6 GV3L25

Dimensions Drawings

GV3L, GV3P

Dimensions

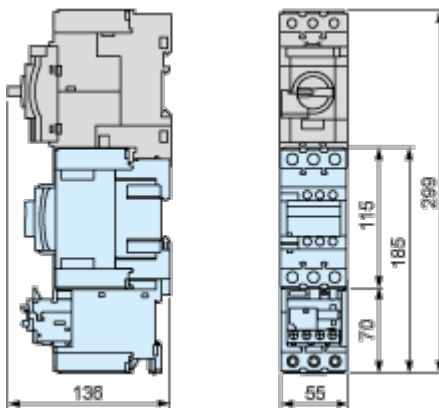


- (1) Blocks GVAN<sub>●●</sub>, GVAD<sub>●●</sub> and GVAM11.
- (2) Blocks GV3AU<sub>●●</sub> and GV3AS<sub>●●</sub>.

X1 = Electrical clearance (ISC max) 40 mm for Ue ≤ 500 V, 50 mm for Ue ≤ 690 V

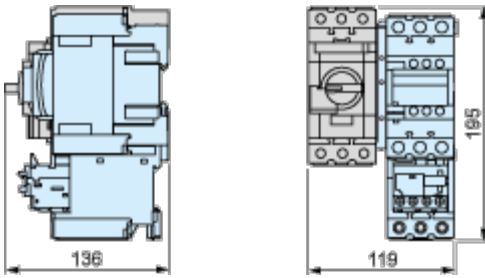
**NOTE:** Leave a space of 9 mm between 2 circuit breakers: either an empty space or side-mounting add-on contact blocks. Side by side mounting is possible up to 40 °C.

Mounting with Tesys contactor LC1D40A...D80A and relay LR3D313...380 <sup>(1)(2)(3)</sup>



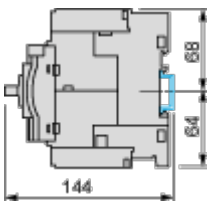
- (1) Mountings with c.b. up to GV3L73, GV3P73.
- (2) For GV3L80, GV3P80 use cable between components for dissipating heat. Consult online datasheets for values.
- (3) S-shape busbar system suitable up to 73 A.

Side by side mounting with Tesys contactor LC1D40A...D73A (S-shape busbar system GV3S<sup>(1)</sup>)

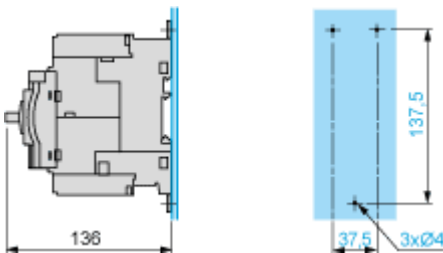


(1) Mountings with c.b. up to GV3L73, GV3P73.

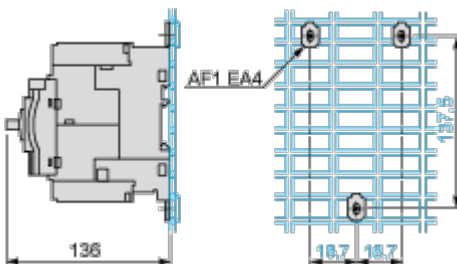
Mounting on Rail AM1 DE200 or AM1 ED201



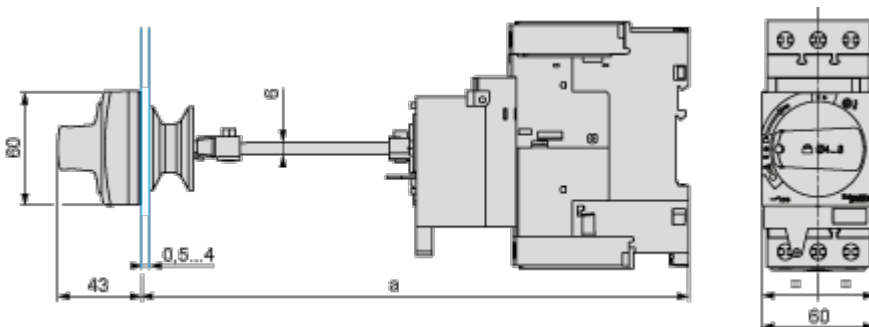
Panel Mounting, using M4 Screws



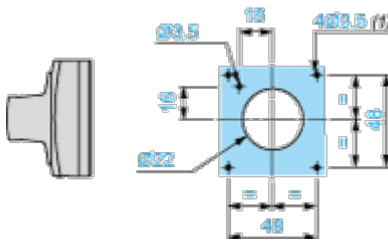
Mounting on Pre-Slotted Plate AM1 PA



Mounting of External Operator GV3APN01, GV3APN02 or GV3APN04 for Motor Circuit Breakers GV3L

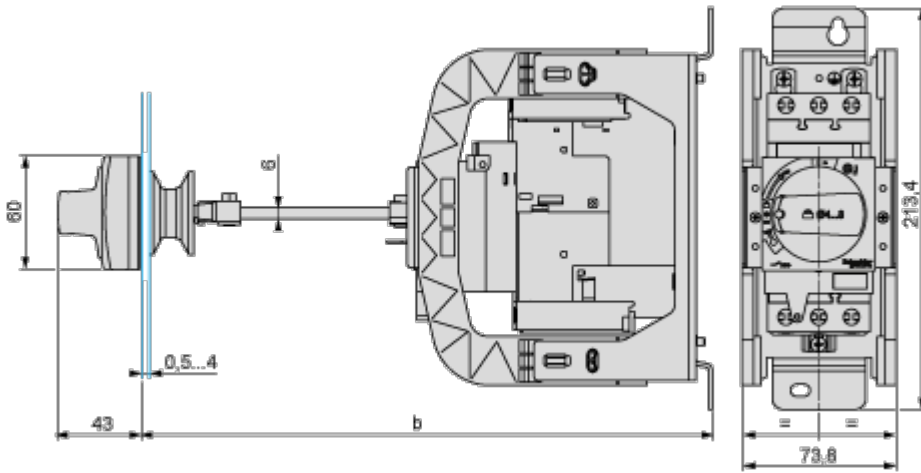


Door cut-out



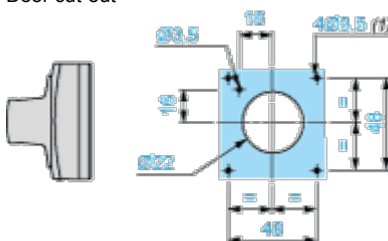
(1) For IP65 only.

Mounting of External Operator GVAPH03 for Motor Circuit Breakers GV3L



	b	
	Minimum	Maximum
GV3APN <sub>..</sub> + GVAPH03	200	300
GV3APN <sub>..</sub> + GVAPH03 + GVAPK12	300	492

Door cut-out

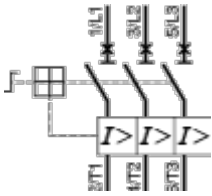


(1) For IP65 only.

Connections and Schema

---

GV3L••



Offer Marketing Illustration

Product benefits / Features

---



## TeSys Deca Motor Circuit Breakers

Range Accessories



Auxiliary contact blocks



Comb busbar



Current limiter




Energy Sensor



Large spacing cover



Terminal block



Combination block



Extended rotary handle

Offer Marketing Illustration

Product benefits / Features

---

## TeSys Deca Motor Circuit Breakers

### Technical Benefits



Easily integrated within multiple configurations, thanks to its 55 mm standard width and mounting on DIN rail.

9 ratings in total

Magnetic and thermal overload protection, covers 9 to 80 A, 7.5 to 40 hp motor with 65 kA / 480 Y Type F

Sturdy and long-lasting power connection with EverLink terminals

Three-position (Start/Stop/Tripped) rotary handle, front face padlocking and other accessories

Operating temperature from -20° C to +60° C open operation

Offer Marketing Illustration

Product benefits / Features

---

## TeSys Deca Motor Circuit Breakers



**Operation and maintenance**

Digital customer experience for technical documents and maintenance guide via EcoStruxure™ Facility Expert



**Build and commissioning**

Easier to install and operate with multi-standard screws, safe and long-lasting power connection with EverLink terminals.



**Universal Integration**

Can be used for all type of applications across industry, infrastructure and buildings.

Technical Illustration

Assembly's dimensions

---

