

Data Sheet | Item Number: 771-9294/016-301

pre-assembled interconnecting cable; B2ca; Socket/plug; 4-pole; Cod. A; H05Z1Z1-F 4G 1.5 mm²; 3 m; 1,50 mm²; black

<https://www.wago.com/771-9294/016-301>



Color: ■ black



Dimensions in mm

Cable assembly WINSTA® MIDI with protection against mismatching

The WINSTA® MIDI cable assembly rated current 16 A is the pluggable solution for your use in control cabinets, on PCBs or for lighting connections. Our pluggable installation connectors with spring pressure connection technology function entirely without screw connections. They allow flexible, error-free installation in numerous applications. For greater security in electrical installations, the pluggable installation connector is equipped with mechanical protection against mismatching. The pluggable installation connector is protected in accordance with protection type IP20 (When mated: IP2xC (These compact connectors are not designed for use in open, easily accessible areas!)). This means that users' fingers will never come into contact with live elements. The WINSTA® MIDI pluggable installation connector with A coding in black or white is normally used for general mains applications in power distribution. Our WINSTA® MIDI product line guarantees total flexibility for the installation. Through its Push-in CAGE CLAMP® spring pressure connection technology, it ensures error-free, time-saving installation and offers customization and flexibility for meeting various installation requirements. Anyone who needs to worry about technical safety requirements related to fire protection for electrical installation should be able to rely on the quality of the components. Our product meets the strict safety standards of fire class B2. In the production of this cable assembly, halogens were deliberately omitted. That is an important contribution to climate protection.

Fast, secure pluggable connections – cable assemblies from WAGO

The cable is pre-assembled with a socket and a plug. The WINSTA® Pluggable Connection System is ideally tailored to the strict requirements of building installation. It makes electrical installation pluggable, and thus faster, more reliable, and error-free. Using this pre-assembled system decreases assembly times and installation errors at the construction site. Enjoy the benefits of the pluggable version of our maintenance-free spring pressure connection technology too! Plan your installation with with marking from WAGO.

- protection against mismatching eliminates errors
- for automation controllers
- with A coding for a large number of uses
- ready to install and use immediately
- rapid, structured electrical installation

Notes

Note Cables with a different fire class can be found in the eShop.

Electrical data

Ratings per	IEC/EN 60664-1			General information	
Overvoltage category	III	III	II	Note on contact resistance	approx. 1 mΩ of contact resistance approx. 0.25 mΩ contact transition plug/ socket
Pollution degree	3	2	2		
Nominal voltage	400 V	-	-		
Rated impulse withstand voltage	6 kV	-	-		
Rated current	16 A	-	-		

Connection Data

Total number of potentials	4	Connection 1	
PE function	Preceding PE contact	Pole number	4
		Wire cross-section	1.5 mm ²
		Connection type	Socket - Plug

Physical data

Pin spacing	10 mm / 0.394 inches
Width	37 mm / 1.457 inches
Height	12.9 mm / 0.508 inches
Total length	3 m

Mechanical data

Use	General mains applications
Coding	A
Variable coding	Yes
Marking	N ⊕ 2/L 1/L'
Potential marking	N ⊕ 2/L 1/L'
Mating force of a plug-in connection	approx. 20 ... 70 N (depending on pole number)
Retention force of a plug-in connection	when locked: > 80N
Unmating force of a plug-in connection	when unlocked: approx. 20 ... 70 N (depending on pole number)
Number of mating cycles	200, without resistive load
Connection type	Socket - Plug
Type of pre-assembled cable	Interconnecting cable
Cable type	H05Z1Z1-F 4G1.5
Protection type	IP20; When mated: IP2xC (These compact connectors are not designed for use in open, easily accessible areas!)

Plug-in connection

Mismating protection	Yes
Note on mismating protection	All <i>WINSTA</i> ® components are 100% protected against mismating when: a.) plugging different numbers of poles b.) plugging while rotated 180 c.) plugging while laterally staggered d.) plugging one pole
Locking lever	Can be retrofitted
Locking of plug-in connection	Locking lever
Note on locking system	All connectors for mounted installations (snap-in versions for lighting fixtures or devices, all types of PCB and distribution connectors) are factory-equipped with locking levers to ensure plugs and sockets are securely locked. Additional locking levers are only required for flying leads (plug/socket).

Material data

Note (material data)	Information on material specifications can be found here
Color	black
Insulation material (main housing)	Polyamide (PA66)
Flammability class per UL94	V0
Fire class per EN 50575	B2 _{ca}
Contact material	Copper or copper alloy; surface-treated
Contact Plating	Tin
Fire load	0.856 MJ
Connector color	black
Strain relief color	black
Printing color of strain relief	white
Sheathed cable color	black
Printing color of sheathed cable	white
Halogen-free	Yes
Silicon-free	Yes
Sheath material	Halogen-free
Rubber cable	No
Weight	412.9 g
Copper weight of the raw cable	0.058 kg/m

Environmental requirements

Processing temperature	-5 ... +40 °C
Continuous operating temperature	-35 ... +85 °C
Note on continuous operating temperature	Cable for temperatures ≤ 70 °C (including halogen-free) Insulating parts for temperatures ≤ 105 °C

Commercial data

PU (SPU)	1 pcs
Packaging type	unpacked
Country of origin	DE
GTIN	4055143786157
Customs tariff number	85444290900

Product Classification

UNSPSC	26121629
eCl@ss 10.0	27-44-06-04
eCl@ss 9.0	27-44-06-04
ETIM 9.0	EC002587
ETIM 10.0	EC002587
ECCN	NO US CLASSIFICATION

Environmental Product Compliance

RoHS Compliance Status	Compliant, No Exemption
------------------------	-------------------------

Downloads

Environmental Product Compliance

Compliance Search	
Environmental Product Compliance 771-9294/016-301	↓

CAD/CAE-Data





CAE data	
EPLAN Data Portal 771-9294/016-301	↓

1 Compatible Products

1.1 Required Accessories

1.1.1 Locking system




1.1.1.1 Locking system

			
Item No.: 770-101 Locking lever; for flying leads; for manual operation; black	Item No.: 770-121 Locking lever; for flying leads; for manual operation; white	Item No.: 770-111 Locking lever; for flying leads; for tool operation; black	Item No.: 770-131 Locking lever; for flying leads; for tool operation; white

1.2 Optional Accessories

1.2.1 Cover

1.2.1.1 Cover

		
Item No.: 770-201 Lockout cap; 12-pole, separable; for sockets; Plastic; black	Item No.: 770-221 Lockout cap; 12-pole, separable; for sockets; Plastic; white	Item No.: 770-360 Lockout cap; for plugs; 5-pole; separable; yellow

1.2.2 Installation

1.2.2.1 Mounting accessories


Item No.: 770-310 Mounting carrier; 2- to 5-pole; for flying leads; black

1.2.3 Marking

1.2.3.1 Marker



[Item No.: 770-450/000-006](#)
Marker card; Plastic; blue



[Item No.: 770-450/000-001](#)
Marker card; Plastic; green



[Item No.: 770-450/000-012](#)
Marker card; Plastic; orange



[Item No.: 770-450/000-005](#)
Marker card; Plastic; red



[Item No.: 770-450](#)
Marker card; Plastic; white



[Item No.: 770-450/000-002](#)
Marker card; Plastic; yellow

1.2.3.2 Marking strip



[Item No.: 210-334](#)
Marking strips; as a DIN A4 sheet; Strip width 5 mm; Strip length 182 mm; plain; Self-adhesive; white