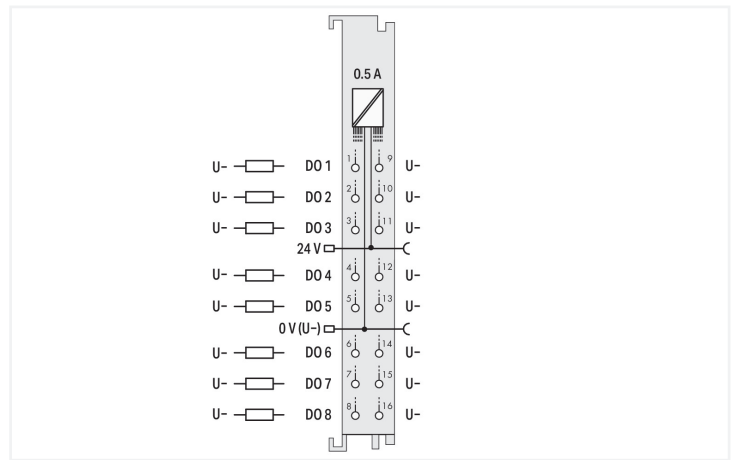
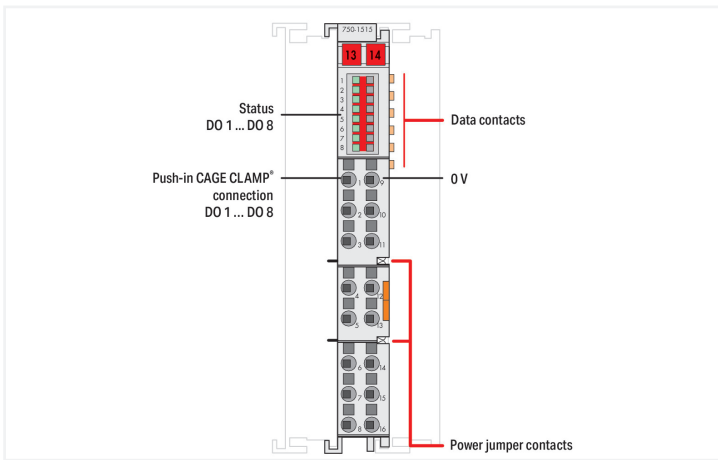
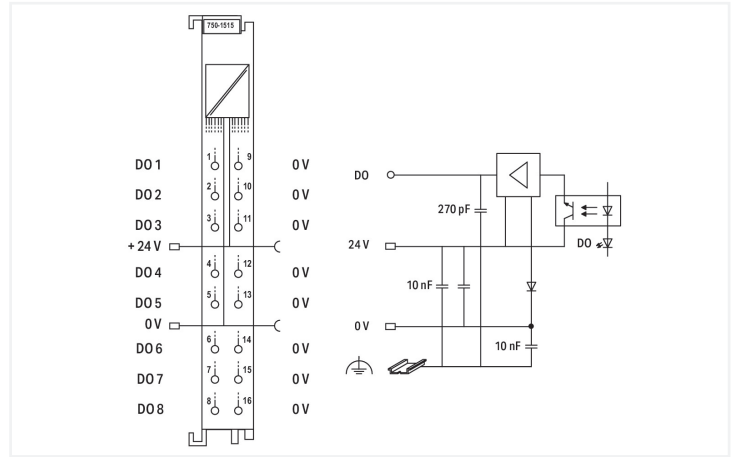



**Data Sheet | Item Number: 750-1515**  
 8-channel digital output; 24 VDC; 0.5 A; 2-conductor connection

<https://www.wago.com/750-1515>



This digital output module is a 2-wire device featuring eight channels in a width of just 12 mm (0.47 inch). It transmits binary control signals from the automation device to the connected actuators (e.g., magnetic valves, contactors, transmitters, relays or other electrical loads).

The module features Push-in CAGE CLAMP® connections enabling solid conductors to be connected by simply pushing them in.

A green LED indicates the signal state of each channel.

Field and system levels are electrically isolated.

An operating tool with a 2.5 mm blade (210-719) is required to open the Push-in CAGE CLAMP® connections.

**Technical data**

|                                         |                                 |
|-----------------------------------------|---------------------------------|
| Number of digital outputs               | 8                               |
| Total number of channels (module)       | 8                               |
| Signal type                             | Digital                         |
| Signal type (voltage)                   | 24 VDC                          |
| Actuator connection                     | 8 x (2-wire)                    |
| Output characteristic                   | high-side switching             |
| Output current per channel              | 0.5 A                           |
| Output current                          | short-circuit-protected         |
| Load type                               | Resistive, inductive, lamp load |
| Switching frequency (max.)              | 1 kHz                           |
| Output data width (internal) max.       | 8 bits                          |
| Supply voltage (system)                 | 5 VDC; via data contacts        |
| Current consumption (5 V system supply) | 20 mA                           |

### Technical data

|                                                                  |                                                                                                                                                      |
|------------------------------------------------------------------|------------------------------------------------------------------------------------------------------------------------------------------------------|
| Supply voltage (field)                                           | 24 VDC (-25 ... +30 %); via power jumper contacts (power supply via blade contact; transmission (field side supply voltage only) via spring contact) |
| Current consumption, field supply (module with no external load) | 15 mA                                                                                                                                                |
| Isolation                                                        | 500 V system/field                                                                                                                                   |
| Indicators                                                       | LED (1-8) green: Status DO 1 ... DO 8                                                                                                                |
| Number of incoming power jumper contacts                         | 2                                                                                                                                                    |
| Number of outgoing power jumper contacts                         | 2                                                                                                                                                    |
| Current carrying capacity (power jumper contacts)                | 10 A                                                                                                                                                 |

### Connection Data

|                                 |                                              |
|---------------------------------|----------------------------------------------|
| Connection technology: I/O      | 16 x Push-in CAGE CLAMP® (outputs)           |
| Connectable conductor materials | Copper                                       |
| Connection type                 | Output                                       |
| Solid conductor                 | 0.08 ... 1.5 mm <sup>2</sup> / 28 ... 16 AWG |
| Fine-stranded conductor         | 0.25 ... 1.5 mm <sup>2</sup> / 22 ... 16 AWG |
| Strip length                    | 8 ... 9 mm / 0.31 ... 0.35 inches            |

### Physical data

|                                   |                        |
|-----------------------------------|------------------------|
| Width                             | 12 mm / 0.472 inches   |
| Height                            | 100 mm / 3.937 inches  |
| Depth                             | 69 mm / 2.717 inches   |
| Depth from upper-edge of DIN-rail | 61.8 mm / 2.433 inches |

### Mechanical data

|                     |             |
|---------------------|-------------|
| Mounting type       | DIN-35 rail |
| Pluggable connector | fixed       |

### Material data

|                    |                              |
|--------------------|------------------------------|
| Housing material   | Polycarbonate; polyamide 6.6 |
| Fire load          | 0.935 MJ                     |
| Weight             | 46.3 g                       |
| Conformity marking | CE                           |

### Environmental requirements

|                                                                                    |                                                                                                        |
|------------------------------------------------------------------------------------|--------------------------------------------------------------------------------------------------------|
| Ambient temperature (operation)                                                    | 0 ... +55 °C                                                                                           |
| Ambient temperature (storage)                                                      | -40 ... +85 °C                                                                                         |
| Protection type                                                                    | IP20                                                                                                   |
| Pollution degree                                                                   | 2 per IEC 61131-2                                                                                      |
| Operating altitude                                                                 | 0 ... 2000 m / 0 ... 6562 ft                                                                           |
| Mounting position                                                                  | Horizontal left, horizontal right, horizontal top, horizontal bottom, vertical top and vertical bottom |
| Relative humidity (without condensation)                                           | 95 %                                                                                                   |
| Vibration resistance                                                               | 4g per IEC 60068-2-6                                                                                   |
| Shock resistance                                                                   | 15g per IEC 60068-2-27                                                                                 |
| EMC immunity to interference                                                       | per EN 61000-6-2, marine applications                                                                  |
| EMC emission of interference                                                       | per EN 61000-6-3, marine applications                                                                  |
| Exposure to pollutants                                                             | per IEC 60068-2-42 and IEC 60068-2-43                                                                  |
| Permissible H <sub>2</sub> S contaminant concentration at a relative humidity 75 % | 10 ppm                                                                                                 |
| Permissible SO <sub>2</sub> contaminant concentration at a relative humidity 75 %  | 25 ppm                                                                                                 |

| Commercial data       |                 |
|-----------------------|-----------------|
| Product Group         | 15 (I/O System) |
| PU (SPU)              | 1 pcs           |
| Packaging type        | Box             |
| Country of origin     | DE              |
| GTIN                  | 4050821085584   |
| Customs tariff number | 85371098990     |

| Product Classification |                      |
|------------------------|----------------------|
| UNSPSC                 | 32151705             |
| eCl@ss 10.0            | 27-24-26-04          |
| eCl@ss 9.0             | 27-24-26-04          |
| ETIM 9.0               | EC001599             |
| ETIM 10.0              | EC001599             |
| ECCN                   | NO US CLASSIFICATION |

| Environmental Product Compliance          |                                                                                                 |
|-------------------------------------------|-------------------------------------------------------------------------------------------------|
| CAS-No.                                   | 1303-86-2<br>1317-36-8<br>7439-92-1<br>75980-60-8                                               |
| REACH Candidate List Substance            | Diboron trioxide<br>Lead<br>Lead monoxide<br>Phosphine oxide, diphenyl(2,4,6-trimethylbenzoyl)- |
| RoHS Compliance Status                    | Compliant,With Exemption                                                                        |
| RoHS Exemption                            | 6(c)<br>7(a)<br>7(c)-I<br>7(c)-II                                                               |
| SCIP notification number (Austria)        | 156ac130-495e-47f0-a0b4-644aab975f1c                                                            |
| SCIP notification number (Belgium)        | 54c7dbfa-e935-4294-a51c-23385c735865                                                            |
| SCIP notification number (Bulgaria)       | ca6a835a-9b0f-46e0-8a11-4046ed541ef5                                                            |
| SCIP notification number (Czech Republic) | 0c64894b-f14c-4fe8-b942-bdd11138aa1d                                                            |
| SCIP notification number (Denmark)        | 74f90a29-5bc9-488c-b671-a885b393fb54                                                            |
| SCIP notification number (Finland)        | bce14363-3823-48da-8564-f8fb0ba1ed1e                                                            |
| SCIP notification number (France)         | 5e49c70c-6618-48c2-b0f8-69e141056aae                                                            |
| SCIP notification number (Germany)        | 92d88d75-a80b-4296-a4bb-d1c6821360b3                                                            |
| SCIP notification number (Hungary)        | 4c69653d-01d2-42ae-9b6a-4ed481584c08                                                            |
| SCIP notification number (Italy)          | 128739ba-ffc5-446d-87ed-7508240ddcbe                                                            |
| SCIP notification number (Netherlands)    | 79337ccd-a4a0-42c6-add8-6eb96ff84692                                                            |
| SCIP notification number (Poland)         | 8dcdd777-cecd-4db1-8f9a-92ac97aaeb6d                                                            |
| SCIP notification number (Romania)        | 3ec21945-93ad-41ea-9a35-501401ee8f69                                                            |
| SCIP notification number (Sweden)         | 6c92371d-d1b3-4858-89b5-eb6ecff3ac02                                                            |

**Approvals / Certificates**

| General approvals                    |                        |                     |
|--------------------------------------|------------------------|---------------------|
|                                      |                        |                     |
| Approval                             | Standard               | Certificate Name    |
| EAC<br>GZO Almaty Standart           | TP TC 020/2011         | EAC CoC 03083       |
| KC<br>National Radio Research Agency | Article 58-2, Clause 3 | MSIP-REM-W43-DOM750 |

| General approvals                                            |        |         |
|--------------------------------------------------------------|--------|---------|
| UL<br>Underwriters Laboratories<br>Inc. (ORDINARY LOCATIONS) | UL 508 | E175199 |

Declarations of conformity and manufacturer's declarations

| Approval                                           | Standard | Certificate Name |
|----------------------------------------------------|----------|------------------|
| EU-Declaration of Conformity<br>WAGO GmbH & Co. KG | -        | -                |

Approvals for marine applications



| Approval                                              | Standard                        | Certificate Name  |
|-------------------------------------------------------|---------------------------------|-------------------|
| ABS<br>American Bureau of Shipping                    | -                               | 22-2219060        |
| BSH<br>Bundesamt fuer Seeschifffahrt und Hydrographie | -                               | 1104              |
| BV<br>Bureau Veritas S.A.                             | -                               | 30389/C0 BV       |
| DNV<br>DNV GL SE                                      | DNV-CG-0339, Aug. 2021          | TAA0000194        |
| KR<br>Korean Register of Shipping                     | -                               | KR HMB05880-AC001 |
| LR<br>Lloyds Register EMEA                            | -                               | LR22180952TA      |
| NK<br>Nippon Kaiji Kyokai                             | Guidel. Perform. Type Approvals | TA25276M          |
| PRS<br>Polski Rejestr Statków                         | -                               | TE/1101/880590/23 |
| RINA<br>RINA Germany GmbH                             | -                               | ELE343521XG001    |

Approvals for hazardous areas



| Approval                                                   | Standard    | Certificate Name                           |
|------------------------------------------------------------|-------------|--------------------------------------------|
| ATEX<br>TUEV Nord Cert GmbH                                | EN 60079-0  | TUEV14ATEX148929X (II 3 G Ex ec IIC T4 Gc) |
| CCCEX<br>CQST/CNEX                                         | CNCA-C23-01 | 2020312310000213 (Ex ec IIC T4 Gc)         |
| IECEX<br>TUEV Nord Cert GmbH                               | IEC 60079-0 | IECEX TUN 14.0035 X (Ex ec IIC T4 Gc)      |
| INMETRO<br>TUV Rheinland do Brasil Ltda.                   | IEC 60079-0 | TÜV 12.1297 X                              |
| UKEX<br>WAGO GmbH & Co. KG                                 | EN 60079-0  | UKCA_WA GO22UKEX003X_ec                    |
| UL<br>Underwriters Laboratories Inc. (HAZARDOUS LOCATIONS) | UL 121201   | E198726                                    |

## Downloads

### Environmental Product Compliance

#### Compliance Search

Environmental Product Compliance 750-1515



## Documentation

### Manual

Product Manual 8-channel, 24VDC, 0.5A | 2575543051 | 3 | en-US | 2026-01-14 11:37 | 29.01.2026 | pdf | 1380.03 KB |

System Manual Series 750/753 |

### System Description

750/753 Series I/O-System – General Product Information | pdf | 953.35 KB |

Overview on WAGO-I/O-SYSTEM 750 approvals | pdf | 770.48 KB |

### Bid Text

750-1515 | 19.02.2019 | xml | 4.49 KB |

750-1515 | 12.07.2017 | doc | 27.50 KB |

### Instruction Leaflet

CCC Ex (Additional information) | 26.04.2023 | pdf | 159.76 KB |

## Application Notes

### Application note, other

pdf | 2174.17 KB |

## CAD/CAE-Data

### CAD data

2D/3D Models 750-1515 |

### CAE data

EPLAN Data Portal 750-1515 |

WSCAD Universe 750-1515 |

ZUKEN Portal 750-1515 |

## Device Files

### Device Driver

WAGO USB Service Kabel Treiber / Serie 750 und 857 | 6.5.3.0 | 10.09.2014 | zip | 4721.96 KB |

**1 Compatible Products**

**1.1 Optional Accessories**

**1.1.1 DIN-rail**

**1.1.1.1 Mounting accessories**



**Item No.: 210-196**  
Aluminum carrier rail; 35 x 8.2 mm; 1.6 mm thick; 2 m long; unslotted; similar to EN 60715; silver-colored



**Item No.: 210-198**  
Copper carrier rail; 35 x 15 mm; 2.3 mm thick; 2 m long; unslotted; according to EN 60715; copper-colored



**Item No.: 210-197**  
Steel carrier rail; 35 x 15 mm; 1.5 mm thick; 2 m long; slotted; similar to EN 60715; silver-colored



**Item No.: 210-114**  
Steel carrier rail; 35 x 15 mm; 1.5 mm thick; 2 m long; unslotted; similar to EN 60715; silver-colored



**Item No.: 210-118**  
Steel carrier rail; 35 x 15 mm; 2.3 mm thick; 2 m long; unslotted; according to EN 60715; silver-colored



**Item No.: 210-115**  
Steel carrier rail; 35 x 7.5 mm; 1 mm thick; 2 m long; slotted; according to EN 60715; "Hole width 18 mm; silver-colored



**Item No.: 210-112**  
Steel carrier rail; 35 x 7.5 mm; 1 mm thick; 2 m long; slotted; according to EN 60715; "Hole width 25 mm; silver-colored



**Item No.: 210-113**  
Steel carrier rail; 35 x 7.5 mm; 1 mm thick; 2 m long; unslotted; according to EN 60715; silver-colored

**1.1.2 Marking**

**1.1.2.1 Group marker carrier**



**Item No.: 750-107**  
Group marker carrier

**1.1.2.2 Marker**



**Item No.: 2009-145/000-006**  
Mini-WSB In-line; for Smart Printer; 1700 pieces on roll; stretchable 5 - 5.2 mm; plain; snap-on type; blue



**Item No.: 2009-145/000-007**  
Mini-WSB In-line; for Smart Printer; 1700 pieces on roll; stretchable 5 - 5.2 mm; plain; snap-on type; gray



**Item No.: 2009-145/000-023**  
Mini-WSB In-line; for Smart Printer; 1700 pieces on roll; stretchable 5 - 5.2 mm; plain; snap-on type; green



**Item No.: 2009-145/000-012**  
Mini-WSB In-line; for Smart Printer; 1700 pieces on roll; stretchable 5 - 5.2 mm; plain; snap-on type; orange



**Item No.: 2009-145/000-005**  
Mini-WSB In-line; for Smart Printer; 1700 pieces on roll; stretchable 5 - 5.2 mm; plain; snap-on type; red



**Item No.: 2009-145/000-024**  
Mini-WSB In-line; for Smart Printer; 1700 pieces on roll; stretchable 5 - 5.2 mm; plain; snap-on type; violet



**Item No.: 2009-145**  
Mini-WSB In-line; for Smart Printer; 1700 pieces on roll; stretchable 5 - 5.2 mm; plain; snap-on type; white



**Item No.: 2009-145/000-002**  
Mini-WSB In-line; for Smart Printer; 1700 pieces on roll; stretchable 5 - 5.2 mm; plain; snap-on type; yellow



**Item No.: 248-501/000-006**  
Mini-WSB marking card; as card; not stretchable; plain; snap-on type; blue



**Item No.: 248-501/000-007**  
Mini-WSB marking card; as card; not stretchable; plain; snap-on type; gray



**Item No.: 248-501/000-023**  
Mini-WSB marking card; as card; not stretchable; plain; snap-on type; green



**Item No.: 248-501/000-017**  
Mini-WSB marking card; as card; not stretchable; plain; snap-on type; light green



**Item No.: 248-501/000-012**  
Mini-WSB marking card; as card; not stretchable; plain; snap-on type; orange



**Item No.: 248-501/000-005**  
Mini-WSB marking card; as card; not stretchable; plain; snap-on type; red



**Item No.: 248-501/000-024**  
Mini-WSB marking card; as card; not stretchable; plain; snap-on type; violet



**Item No.: 248-501**  
Mini-WSB marking card; as card; not stretchable; plain; snap-on type; white



**Item No.: 248-501/000-002**  
Mini-WSB marking card; as card; not stretchable; plain; snap-on type; yellow

### 1.1.2.3 Marker carrier



**Item No.: 750-103**  
Group marker carrier

### 1.1.3 Shield termination

#### 1.1.3.1 Shield clamping saddles



**Item No.: 790-108**  
Shield clamping saddle; 11 mm wide; diameter of compatible conductor; 3 ... 8 mm



**Item No.: 790-208**  
Shield clamping saddle; 12.4 mm wide; 3 ... 8 mm



**Item No.: 790-116**  
Shield clamping saddle; 19 mm wide; diameter of compatible conductor; 7 ... 16 mm



**Item No.: 790-216**  
Shield clamping saddle; 21.8 mm wide; 6 ... 16 mm



**Item No.: 790-124**  
Shield clamping saddle; 27 mm wide; diameter of compatible conductor; 6 ... 24 mm



**Item No.: 790-220**  
Shield clamping saddle; 30 mm wide; 6 ... 20 mm



**Item No.: 790-140**  
Shield clamping saddle; diameter of compatible conductor

### 1.1.4 Supply module

#### 1.1.4.1 Supply module



**Item No.: 750-612**  
Power Supply; 0 ... 230 V AC/DC



**Item No.: 750-602**  
Power Supply; 24 VDC



**Item No.: 750-601**  
Power Supply; 24 VDC; fuse holder



**Item No.: 750-610**  
Power Supply; 24 VDC; fuse holder; Diagnostics

### 1.1.5 System enclosure

#### 1.1.5.1 System enclosure



**Item No.: 850-825**  
IP65 enclosure; Aluminium (RAL 7032); WxHxD (160x100x160 mm); 9 x M12, 4 x M20



**Item No.: 850-826**  
IP65 enclosure; Aluminium (RAL 7032); WxHxD (240x100x160 mm); 4 x M20, 4 x M16, 14 x M12 cable grip



**Item No.: 850-827**  
IP65 enclosure; Aluminium (RAL 7032); WxHxD (320x100x160 mm); 4 x M20, 8 x M16, 17 x M12 cable grip



**Item No.: 850-828**  
IP65 enclosure; Aluminium (RAL 7032); WxHxD (480x100x160 mm); 4 x M20, 10 x M16, 35 x M12 cable grip



**Item No.: 850-826/002-000**  
IP65 enclosure; Aluminium (RAL 7035); WxHxD (240x100x160 mm); 4 x M20, 4 x M16, 14 x M12 cable grip



**Item No.: 850-827/002-000**  
IP65 enclosure; Aluminium (RAL 7035); WxHxD (320x100x160 mm); 4 x M20, 8 x M16, 17 x M12 cable grip



**Item No.: 850-828/002-000**  
IP65 enclosure; Aluminium (RAL 7035); WxHxD (480x100x160 mm); 4 x M20, 10 x M16, 35 x M12 cable grip



**Item No.: 850-834**  
IP65 enclosure; Polyester (RAL 7032); WxHxD (164x100x164 mm); 9 x M12, 4 x M20



**Item No.: 850-835**  
IP65 enclosure; Polyester (RAL 7032); WxHxD (244x100x164 mm); 4 x M20, 4 x M16, 14 x M12 cable grip



**Item No.: 850-836**  
IP65 enclosure; Polyester (RAL 7032); WxHxD (324x100x164 mm); 4 x M20, 8 x M16, 17 x M12 cable grip



**Item No.: 850-814/002-000**  
IP65 enclosure; Sheet steel (RAL 7035); WxHxD (200x120x200 mm); without flange plate



**Item No.: 850-815/002-000**  
IP65 enclosure; Sheet steel (RAL 7035); WxHxD (300x120x200 mm); without flange plate



**Item No.: 850-816/002-000**  
IP65 enclosure; Sheet steel (RAL 7035); WxHxD (400x120x200 mm); without flange plate



**Item No.: 850-817/002-000**  
IP65 enclosure; Sheet steel (RAL 7035); WxHxD (600x120x200 mm); without flange plate

## 1.1.6 Tool

### 1.1.6.1 Operating tool



**Item No.: 210-719**

Operating tool; Blade: 2.5 x 0.4 mm; with a partially insulated shaft