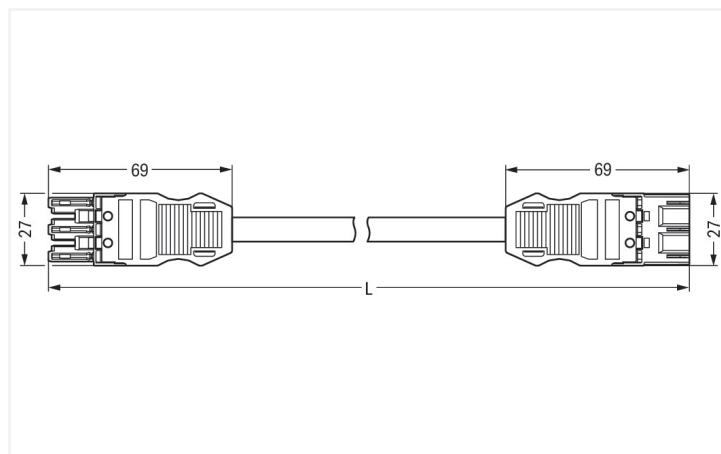



## Data Sheet | Item Number: 771-9293/015-105

pre-assembled interconnecting cable; B2ca; Socket/plug; 3-pole; Cod. B; Control cable 3 x 1.0 mm<sup>2</sup>; 1 m; 1,00 mm<sup>2</sup>

<https://www.wago.com/771-9293/015-105>



Dimensions in mm

### Cable assembly WINSTA® MIDI with strain relief

Use effective pluggable connections instead of laborious screw connections: With the WINSTA® MIDI cable assembly 3-pole. WAGO pluggable installation connectors are useful when criteria repeat or are planned on a specific grid, for example for installing grid lighting or flush-mount lighting. For greater protection in electrical installations, the pluggable installation connector is equipped with mechanical protection against mismatching. The pluggable installation connector offers protection against contact with live components in accordance with protection type IP20 (When mated: IP2xC (These compact connectors are not designed for use in open, easily accessible areas!)). Solutions like the WINSTA® MIDI pluggable installation connectors with B coding are appropriate for applications involving process control, for example, for lighting or within data networks. The WINSTA® MIDI Pluggable Connection System with Push-in CAGE CLAMP® spring pressure connection technology facilitates exemplary electrification. Thanks to the integrated test slot, it is possible to check connections even when they are plugged in. This saves time, labor, and money. Scrupulous compliance with fire protection regulations is an essential issue for building installation. Especially in sensitive areas, the fire class must meet or even exceed the high standards of requirements. This product complies with the requirements of fire class B2. The cable assembly is free of halogen. This eliminates the addition of environmental pollutants during production. It also increases the fire class, since halogen-free materials are flame-resistant.

### Fast, error-free assembly thanks to cable assemblies from WAGO

A socket and a plug are available. WINSTA® is the pluggable connection system that is perfectly tailored to the strict requirements of electrical installation. It allows error-free installation of cables and components, quickly and reliably. Enjoy the benefits of the pluggable version of our maintenance-free spring pressure connection technology too! Plan your installation with with protection type IP20 from WAGO.

- protection against mismatching eliminates errors
- simple circuits
- for automation controllers
- ready for immediate use
- quick replacement of defective units during ongoing operation

## Notes

Note	Cables with a different fire class can be found in the eShop.
Variants:	Other pole markings Other versions (or variants) can be requested from WAGO Sales or configured at <a href="https://configurator.wago.com/">https://configurator.wago.com/</a> .

## Electrical data

Ratings per	IEC/EN 60664-1			General information	
Overvoltage category	III	III	II	Note on contact resistance	approx. 1 mΩ of contact resistance approx. 0.25 mΩ contact transition plug/ socket
Pollution degree	3	2	2		
Nominal voltage	250 V	-	-		
Rated impulse withstand voltage	4 kV	-	-		
Rated current	10 A	-	-		

## Connection Data

Total number of potentials	3	<b>Connection 1</b>	
		Pole number	3
		Wire cross-section	1 mm <sup>2</sup>
		Connection type	Socket - Plug

## Physical data

Pin spacing	10 mm / 0.394 inches
Width	27 mm / 1.063 inches
Total length	1 m

## Mechanical data

Use	Control technology
Coding	B
Variable coding	Yes
Marking	1 2 3
Potential marking	1 2 3
Mating force of a plug-in connection	approx. 20 ... 70 N (depending on pole number)
Retention force of a plug-in connection	when locked: > 80N
Unmating force of a plug-in connection	when unlocked: approx. 20 ... 70 N (depending on pole number)
Number of mating cycles	200, without resistive load
Connection type	Socket - Plug
Type of pre-assembled cable	Interconnecting cable
Cable type	H05Z1Z1-F 3x1
Protection type	IP20; When mated: IP2xC (These compact connectors are not designed for use in open, easily accessible areas!)

### Plug-in connection

Mismating protection	Yes
Note on mismating protection	All WINSTA® components are 100% protected against mismating when: a.) plugging different numbers of poles b.) plugging while rotated 180 c.) plugging while laterally staggered d.) plugging one pole
Locking lever	Can be retrofitted
Locking of plug-in connection	Locking lever
Note on locking system	All connectors for mounted installations (snap-in versions for lighting fixtures or devices, all types of PCB and distribution connectors) are factory-equipped with locking levers to ensure plugs and sockets are securely locked. Additional locking levers are only required for flying leads (plug/socket).

### Material data

Note (material data)	<a href="#">Information on material specifications can be found here</a>
Insulation material (main housing)	Polyamide (PA66)
Flammability class per UL94	V0
Fire class per EN 50575	B2 <sub>ca</sub>
Contact material	Copper or copper alloy; surface-treated
Contact Plating	Tin
Fire load	0.622 MJ
Connector color	light green
Strain relief color	black
Printing color of strain relief	white
Sheathed cable color	gray
Printing color of sheathed cable	black
Halogen-free	Yes
Silicon-free	Yes
Sheath material	Halogen-free
Rubber cable	No
Weight	91.8 g
Copper weight of the raw cable	0.029 kg/m

### Environmental requirements

Processing temperature	-5 ... +40 °C
Continuous operating temperature	-35 ... +85 °C
Note on continuous operating temperature	Cable for temperatures ≤ 70 °C (including halogen-free) Insulating parts for temperatures ≤ 105 °C

### Commercial data

PU (SPU)	1 pcs
Packaging type	unpacked
Country of origin	DE
GTIN	4055143758598
Customs tariff number	85444290900

Product Classification	
UNSPSC	26121629
eCl@ss 10.0	27-44-06-04
eCl@ss 9.0	27-44-06-04
ETIM 9.0	EC002587
ETIM 10.0	EC002587
ECCN	NO US CLASSIFICATION

Environmental Product Compliance	
RoHS Compliance Status	Compliant, No Exemption

## Downloads

### Environmental Product Compliance

Compliance Search	
Environmental Product Compliance 771-9293/015-105	<a href="#">↓</a>

### CAD/CAE-Data





CAE data	
EPLAN Data Portal 771-9293/015-105	<a href="#">↓</a>

## 1 Compatible Products

### 1.1 Required Accessories

#### 1.1.1 Locking system





##### 1.1.1.1 Locking system

			
<a href="#">Item No.: 770-101</a> Locking lever; for flying leads; for manual operation; black	<a href="#">Item No.: 770-121</a> Locking lever; for flying leads; for manual operation; white	<a href="#">Item No.: 770-111</a> Locking lever; for flying leads; for tool operation; black	<a href="#">Item No.: 770-131</a> Locking lever; for flying leads; for tool operation; white

### 1.2 Optional Accessories

#### 1.2.1 Cover

##### 1.2.1.1 Cover

			
<a href="#">Item No.: 770-201</a> Lockout cap; 12-pole, separable; for sockets; Plastic; black	<a href="#">Item No.: 770-221</a> Lockout cap; 12-pole, separable; for sockets; Plastic; white	<a href="#">Item No.: 770-360</a> Lockout cap; for plugs; 5-pole; separable; yellow	<a href="#">Item No.: 897-2003</a> Protective cap; Type2; for sockets and plugs; PVC; red

## 1.2.2 Installation

### 1.2.2.1 Mounting accessories



**Item No.: 770-310**

Mounting carrier; 2- to 5-pole; for flying leads; black

## 1.2.3 Marking

### 1.2.3.1 Marker



**Item No.: 770-450/000-006**

Marker card; Plastic; blue



**Item No.: 770-450/000-001**

Marker card; Plastic; green



**Item No.: 770-450/000-012**

Marker card; Plastic; orange



**Item No.: 770-450/000-005**

Marker card; Plastic; red



**Item No.: 770-450**

Marker card; Plastic; white



**Item No.: 770-450/000-002**

Marker card; Plastic; yellow

### 1.2.3.2 Marking strip



**Item No.: 210-334**

Marking strips; as a DIN A4 sheet; Strip width 5 mm; Strip length 182 mm; plain; Self-adhesive; white