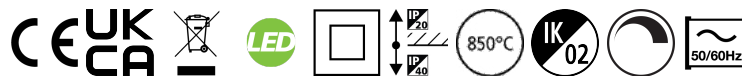


Concord

Solstice 150 Lumi HCL TW SSC
2070145



Features

- Solstice 150 Lumi HCL TW SSC



Product Overview

Product name	Solstice 150 Lumi HCL TW SSC
Technology	LED
Cap/Base	N/A
Housing	Aluminium
Mount	Ceiling recessed mounting
E-number FI	4262058
Fixture luminous flux (lm)	1650
Luminaire efficacy (lm/W)	73
LOR (%)	100
Light colour	Tuneable White HCL
CRI (Ra)	93
Colour Consistency (SDCM)	3
Colour Variation Initial (SDCM)	3
Glare control	< 19
Photobiological Risk Group	RG1
Total power consumption (W)	22.5
Electrical protection	Class II
Control gear type	LED driver constant current
LED Flickering Rate	Ultra low (5% or less)
Housing colour	RAL 9016 - Traffic white / Bezel
IP rating	IP40/20

Concord

Solstice 150 Lumi HCL TW SSC 2070145

IK rating

IK02

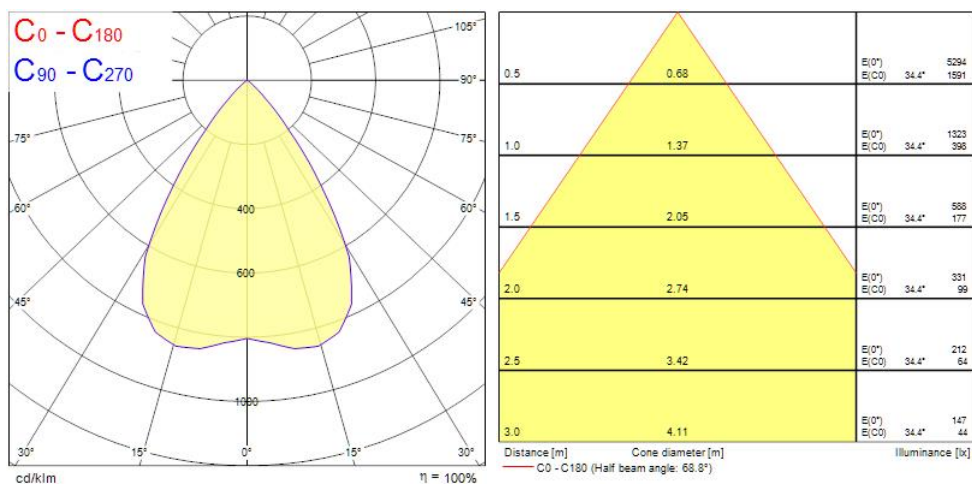
Product EAN number

5025768701452

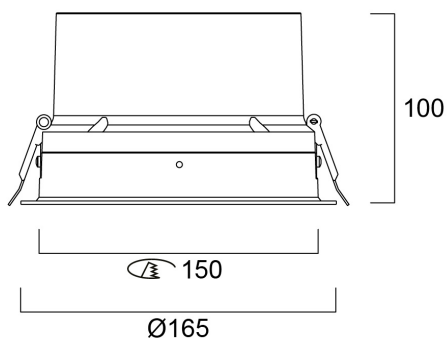
Warranty

5 years

Photometry



Technical drawings



Data table

Concord

Solstice 150 Lumi HCL TW SSC 2070145

GENERAL DATA

Product name	Solstice 150 Lumi HCL TW SSC
Technology	LED
Cap/Base	N/A
Housing	Aluminium
Mount	Ceiling recessed mounting
Operating temperature range (°C)	-10°C...+40°C
Performance ambient temperature Tq (°C)	40
E-number FI	4262058
Warranty	5 years

OPTICAL DATA

Fixture luminous flux (lm)	1650
Luminaire efficacy (lm/W)	73
LOR (%)	100
Correlated colour temperature range (K)	2700 - 6500
Light colour	Tuneable White HCL
CRI (Ra)	93
Colour Consistency (SDCM)	3
Colour Variation Initial (SDCM)	3
Glare control	< 19
Photobiological Risk Group	RG1

ELECTRICAL DATA

Total power consumption (W)	22.5
Current (A)	450
Primary Supply/Product voltage - min (V)	220
Lamp power factor	0.96
Electrical protection	Class II
Control gear required	No
Control gear type	LED driver constant current
Drive current (mA)	450

Concord

Solstice 150 Lumi HCL TW SSC 2070145

Inrush Current (A)	26
Inrush Duration (μ s)	224
Glow Wire Test ($^{\circ}$ C)	850
Energy Efficiency Class (A->G) of contained light source	E
Nominal Frequency (Hz)	50/60Hz
LED Flickering Rate	Ultra low (5% or less)
Max. products per 10A C Breaker	16
Max. products per 20A B Breaker	20
Connectable conductor cross section - Min (mm^2)	0.5
Connectable conductor cross section - Max (mm^2)	2.5

LIFETIME DATA

Lifespan L70 B50	90000
Lifespan L80 B10	90000

PHYSICAL DATA

Housing colour	RAL 9016 - Traffic white / Bezel
IP rating	IP40/20
IK rating	IK02
Diffuser finish	Diffuse
Diffuser material	PC Polycarbonate
Nominal Product Diameter (mm)	165
Max. Lamp Diameter (mm) - D	165
Weight (kg)	0.95
Recessed Depth (mm)	150

PACKAGING

Single packaging type	Carton
Product EAN number	5025768701452
Packaging single width (cm)	25.0
Packaging single depth (cm)	12.5

Concord

Solstice 150 Lumi HCL TW SSC
2070145

DUN14 (outer)	05025768701452
---------------	----------------

Packaging outer length / height (cm)	27.5
--------------------------------------	------

SAFETY DATA

Optimal operating condition (°C)	-10-40
----------------------------------	--------

Special purpose lamp	No
----------------------	----

Dry applications use only	No
---------------------------	----

Suitable for household illumination	No
-------------------------------------	----