


Data Sheet | Item Number: 221-522

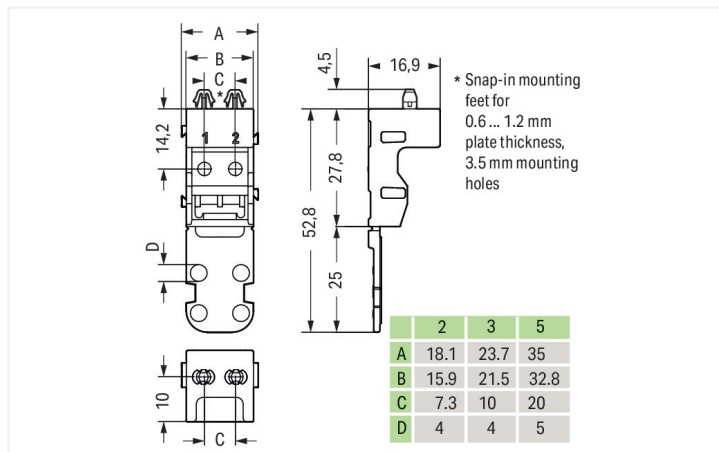
Mounting carrier; for 2-conductor terminal blocks; 221 Series - 4 mm²; with snap-in mounting foot for vertical mounting; white

<https://www.wago.com/221-522>



Color: ■ white

Similar to illustration



Dimensions in mm

Physical data

Width	18.1 mm / 0.713 inches
Height	57.3 mm / 2.256 inches
Height from the surface	52.8 mm / 2.079 inches
Depth	16.9 mm / 0.665 inches

Mechanical data

Mounting type	with snap-in mounting foot for vertical mounting
Suitable	for 2-wire connectors (4 mm ²)

Material data

Note (material data)	Information on material specifications can be found here
Color	white
Material group	I
Insulation material	Polyamide (PA66)
Flammability class per UL94	V0
Fire load	0.086 MJ
Weight	2.9 g

Commercial data

eCl@ss 10.0	27-14-11-92
eCl@ss 9.0	27-14-11-92
ETIM 8.0	EC002848
ETIM 7.0	EC002848
PU (SPU)	50 (10) pcs
Packaging type	Box
Country of origin	CN
GTIN	4055143595858
Customs tariff number	39269097900

Environmental Product Compliance

RoHS Compliance Status	Compliant, No Exemption
------------------------	-------------------------

Downloads

Environmental Product Compliance

Compliance Search			
Environmental Product Compliance 221-522			↓

Documentation

Bid Text			
221-522	19.02.2019	xml 2.73 KB	↓
221-522	04.01.2018	doc 24.00 KB	↓

CAD/CAE-Data

CAD data	
2D/3D Models 221-522	↓

CAE data	
EPLAN Data Portal 221-522	↓
ZUKEN Portal 221-522	↓

1 Compatible Products

1.1 Optional Accessories

1.1.1 Marking

1.1.1.1 Marking strip



Item No.: 210-833
 Marking strips; 25 m on roll; 6 mm wide; plain; Self-adhesive; white

Installation Notes



Inserting a connector into the mounting carrier.



Removing a connector from the mounting carrier.

Conductor termination



Inserting a conductor.



Horizontal screw mounting



Vertical screw mounting



Horizontal mounting via snap-in foot



Vertical mounting via snap-in foot

Strain relief




Use a cable tie to secure the conductors to the strain relief plate.



The strain relief plate can be removed.

Testing



Testing a connector mounted on the carrier via test slot.

Application



Connecting a light to the mains.

Marking



Labeling the mounting carrier.