

Data Sheet | Item Number: 2000-510

TOPJOB®S L-type test plug module; modular; for jumper contact slot; 1,00 mm²; gray

<https://www.wago.com/2000-510>



Color: ■ gray

Notes

Safety information

According to EN 61984, pluggable connectors without current interrupting capacity must not be mated or unmated when live or under load.

Electrical data

Ratings per IEC/EN

Nominal voltage (III/3)	500 V
Rated impulse voltage (III/3)	6 kV
Rated current	13.5 A
Legend (ratings)	(III / 3) Δ Overvoltage category III / Pollution degree 3

Approvals per

UL 1059

Use group	B	C	D
Rated voltage	300 V	300 V	-
Rated current	10 A	10 A	-

Approvals per

CSA 22.2 No 158

Use group	B	C	D
Rated voltage	300 V	300 V	-
Rated current	10 A	10 A	-

Connection data

Connection points	1
Total number of potentials	1

Connection 1

Connection technology	Push-in CAGE CLAMP®
Actuation type	Operating tool
Connectable conductor materials	Copper
Nominal cross-section	1 mm ²
Solid conductor	0.14 ... 1.5 mm ² / 24 ... 16 AWG
Solid conductor; push-in termination	0.5 ... 1.5 mm ² / 20 ... 16 AWG
Fine-stranded conductor	0.14 ... 1.5 mm ² / 24 ... 16 AWG
Fine-stranded conductor; with insulated ferrule	0.14 ... 0.75 mm ² / 24 ... 18 AWG
Fine-stranded conductor; with ferrule; push-in termination	0.5 ... 0.75 mm ² / 20 ... 18 AWG
Note (conductor cross-section)	Depending on the conductor characteristic, a conductor with a smaller cross-section can also be inserted via push-in termination.

Connection 1

Strip length	9 ... 11 mm / 0.35 ... 0.43 inches
Pole number	1
Wiring direction	Side-entry wiring

Physical data

Width	3.5 mm / 0.138 inches
Module width	3.5 mm / 0.138 inches

Mechanical data

Marking level	Center/side marking
---------------	---------------------

Material data

Note (material data)	Information on material specifications can be found here
Color	gray
Insulation material	Polyamide (PA66)
Flammability class per UL94	V0
Fire load	0.042 MJ
Weight	1.9 g

Commercial data

eCl@ss 10.0	27-14-11-51
eCl@ss 9.0	27-14-11-51
ETIM 8.0	EC002021
ETIM 7.0	EC002021
PU (SPU)	100 (25) pcs
Packaging type	Box
Country of origin	DE
GTIN	4055143396400
Customs tariff number	85366990990

Environmental Product Compliance

RoHS Compliance Status	Compliant, No Exemption
------------------------	-------------------------

Approvals / Certificates

General approvals



Approval	Standard	Certificate Name
CSA DEKRA Certification B.V.	C22.2	2130762
UL Underwriters Laboratories Inc.	UL 1059	E45172

Declarations of conformity and manufacturer's declarations



Approval	Standard	Certificate Name
Railway WAGO GmbH & Co. KG	-	Railway Ready

Downloads

Environmental Product Compliance

Compliance Search	
Environmental Product Compliance 2000-510	↓

Documentation

Additional Information		
Technical Section	pdf 2240.62 KB	↓

Bid Text			
2000-510	19.02.2019	xml 3.45 KB	↓
2000-510	07.08.2018	docx 15.03 KB	↓

CAD/CAE-Data

CAD data	
2D/3D Models 2000-510	↓

CAE data	
EPLAN Data Portal 2000-510	↓
ZUKEN Portal 2000-510	↓

1 Compatible Products

1.1 Optional Accessories

1.1.1 End plate

1.1.1.1 Testing accessories



Item No.: 2002-541
End plate; for modular TOPJOB®S connector; 1.5 mm thick; gray

1.1.2 Ferrule

1.1.2.1 Ferrule



Item No.: 216-241
Ferrule; Sleeve for 0.5 mm² / 20 AWG; insulated; electro-tin plated; electrolytic copper; gastight crimped; acc. to DIN 46228, Part 4/09.90; white



Item No.: 216-242
Ferrule; Sleeve for 0.75 mm² / 18 AWG; insulated; electro-tin plated; electrolytic copper; gastight crimped; acc. to DIN 46228, Part 4/09.90; gray



Item No.: 216-243
Ferrule; Sleeve for 1 mm² / AWG 18; insulated; electro-tin plated; electrolytic copper; gastight crimped; acc. to DIN 46228, Part 4/09.90; red

1.1.3 Marking

1.1.3.1 Marker



Item No.: 793-3501

WMB marking card; as card; plain; snap-on type; white



Item No.: 2009-113/000-006

WMB-Inline; for Smart Printer; 2300 pieces on roll; plain; snap-on type; blue



Item No.: 2009-113/000-007

WMB-Inline; for Smart Printer; 2300 pieces on roll; plain; snap-on type; gray



Item No.: 2009-113/000-023

WMB-Inline; for Smart Printer; 2300 pieces on roll; plain; snap-on type; green



Item No.: 2009-113/000-017

WMB-Inline; for Smart Printer; 2300 pieces on roll; plain; snap-on type; light green



Item No.: 2009-113/000-012

WMB-Inline; for Smart Printer; 2300 pieces on roll; plain; snap-on type; orange



Item No.: 2009-113/000-005

WMB-Inline; for Smart Printer; 2300 pieces on roll; plain; snap-on type; red



Item No.: 2009-113/000-024

WMB-Inline; for Smart Printer; 2300 pieces on roll; plain; snap-on type; violet



Item No.: 2009-113

WMB-Inline; for Smart Printer; 2300 pieces on roll; plain; snap-on type; white



Item No.: 2009-113/000-002

WMB-Inline; for Smart Printer; 2300 pieces on roll; plain; snap-on type; yellow

1.1.3.2 Marking strip



Item No.: 2009-110

Marking strips; for Smart Printer; on reel; not stretchable; plain; snap-on type; white

1.1.4 Test and measurement

1.1.4.1 Testing accessories



Item No.: 2000-549

Spacer module; modular; e.g., for bridging commoned terminal blocks; gray



Item No.: 210-136

Test plug; 2 mm Ø; with 500 mm cable; red

1.1.5 Tool

1.1.5.1 Operating tool



Item No.: 210-719

Operating tool; Blade: 2.5 x 0.4 mm; with a partially insulated shaft



Item No.: 210-648

Operating tool; Blade: 2.5 x 0.4 mm; with a partially insulated shaft; angled; short




Item No.: 210-647

Operating tool; Blade: 2.5 x 0.4 mm; with a partially insulated shaft; multicoloured



Installation Notes

Installation



Snapping connectors and spacers together to assemble a multipole connector.

Conductor termination




All conductor types at a glance

Conductor termination via:

- Operating tool for fine-stranded conductors without ferrules
- Push-in connection of solid conductors


The modular TOPJOB® S connectors also connect conductors of the same size as the terminal blocks being used.

Strain relief




Snapping on a strain relief plate.

Testing




TOPJOB® S Connectors with a 2 mm Ø test socket for testing voltage via 2-pole voltage tester

Application



Rail-mount terminal block assembly for electric motor wiring



Rail-mount terminal block assembly for electric motor wiring