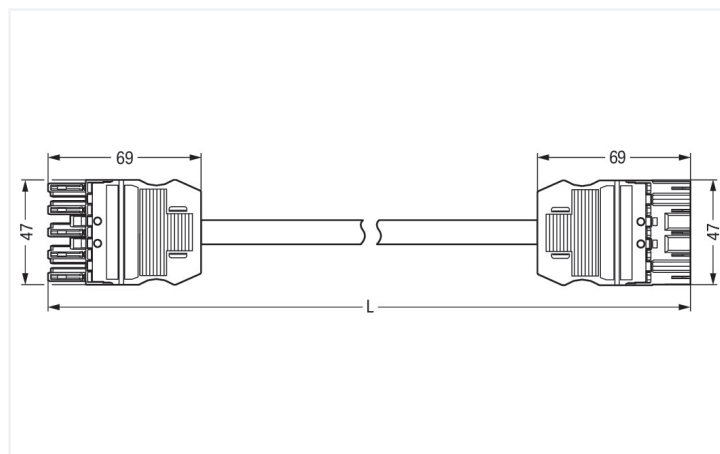



## Data Sheet | Item Number: 771-9395/067-602

pre-assembled interconnecting cable; Cca; Socket/plug; 5-pole; Cod. A; H05Z1Z1-F  
5G 2.5 mm<sup>2</sup>; 6 m; 2,50 mm<sup>2</sup>

<https://www.wago.com/771-9395/067-602>



Dimensions in mm

### Cable assembly WINSTA® MIDI 5-pole

Use effective pluggable connections instead of laborious screw connections: With the WINSTA® MIDI cable assembly 5-pole. Our pluggable installation connectors with spring pressure connection technology function completely without screw connections. They allow flexible, error-free installation in numerous applications. The coding options reduce installation errors, allowing fast, secure wiring of all components. The pluggable installation connector is protected in accordance with protection type IP20 (When mated: IP2xC (These compact connectors are not designed for use in open, easily accessible areas!)). That results in the fact that users' fingers will never come into contact with electrified elements. Standard mains applications for almost any domain of use can be implemented with WINSTA® MIDI pluggable installation connectors with A coding. Important parameters in the selection of a pluggable installation connector are the rated current and voltage: They provide information about possible domains of use and applications. This product has a current rating of 20 A – as a result it is also suitable for powerful loads. The WINSTA® MIDI Pluggable Connection System with Push-in CAGE CLAMP® spring pressure connection technology facilitates exemplary electrification. Due to the included test slot, connections can be checked even when they are plugged in. This saves time, labor, and money. Compliance with fire protection regulations is an important issue for building installation. Especially in sensitive areas, the fire class must meet legal requirements. This product complies with the requirements of fire class C. In the production of this cable assembly, we eliminated the use of halogen. This is an important contribution to environmental protection.

### Pluggable connections instead of screw connections – cable assemblies from WAGO

A socket and a plug are available. The WINSTA® Pluggable Connection System allows pluggable electrical installation. This saves time, lowers costs, and reduces the need for servicing. Now you can also cut installation expenses without compromising safety and quality: with marking eliminates the need for servicing and prevents unnecessary downtime.

- protection against mismatching eliminates errors
- simple circuits
- with A coding for use in a large number of general mains applications
- ready for immediate use
- convenient installation and commissioning

## Notes

Note Cables with a different fire class can be found in the eShop.

## Electrical data

Ratings per	IEC/EN 60664-1			General information	
Overvoltage category	III	III	II	Note on contact resistance	approx. 1 mΩ of contact resistance approx. 0.25 mΩ contact transition plug/ socket
Pollution degree	3	2	2		
Nominal voltage	400 V	-	-		
Rated impulse withstand voltage	6 kV	-	-		
Rated current	20 A	-	-		

## Connection Data

Total number of potentials	5	<b>Connection 1</b>	
PE function	Preceding PE contact	Pole number	5
		Wire cross-section	2.5 mm <sup>2</sup>
		Connection type	Socket - Plug

## Physical data

Pin spacing	10 mm / 0.394 inches
Width	47 mm / 1.85 inches
Height	15.38 mm / 0.606 inches
Total length	6 m

## Mechanical data

Use	General mains applications
Coding	A
Variable coding	Yes
Marking	N ⊕ L1 L2 L3
Potential marking	N ⊕ L1 L2 L3
Mating force of a plug-in connection	approx. 20 ... 70 N (depending on pole number)
Retention force of a plug-in connection	when locked: > 80N
Unmating force of a plug-in connection	when unlocked: approx. 20 ... 70 N (depending on pole number)
Number of mating cycles	200, without resistive load
Connection type	Socket - Plug
Type of pre-assembled cable	Interconnecting cable
Cable type	H05Z1Z1-F 5G2.5
Protection type	IP20; When mated: IP2xC (These compact connectors are not designed for use in open, easily accessible areas!)

## Plug-in connection

Mismating protection	Yes
Note on mismating protection	All <i>WINSTA</i> ® components are 100% protected against mismating when: a.) plugging different numbers of poles b.) plugging while rotated 180 c.) plugging while laterally staggered d.) plugging one pole
Locking lever	Can be retrofitted
Locking of plug-in connection	Locking lever
Note on locking system	All connectors for mounted installations (snap-in versions for lighting fixtures or devices, all types of PCB and distribution connectors) are factory-equipped with locking levers to ensure plugs and sockets are securely locked. Additional locking levers are only required for flying leads (plug/socket).

### Material data

Note (material data)	<a href="#">Information on material specifications can be found here</a>
Insulation material (main housing)	Polyamide (PA66)
Flammability class per UL94	V0
Fire class per EN 50575	C <sub>ca</sub>
Contact material	Copper or copper alloy; surface-treated
Contact Plating	Tin
Fire load	1.081 MJ
Connector color	white
Strain relief color	white
Printing color of strain relief	black
Sheathed cable color	white
Printing color of sheathed cable	black
Halogen-free	Yes
Silicon-free	Yes
Sheath material	Halogen-free
Rubber cable	No
Weight	1505.5 g
Copper weight of the raw cable	0.12 kg/m

### Environmental requirements

Processing temperature	-5 ... +40 °C
Continuous operating temperature	-35 ... +85 °C
Note on continuous operating temperature	Cable for temperatures ≤ 70 °C (including halogen-free) Insulating parts for temperatures ≤ 105 °C

### Commercial data

PU (SPU)	1 pcs
Packaging type	unpacked
Country of origin	DE
GTIN	4055143864282
Customs tariff number	85444290900

### Product Classification

UNSPSC	26121629
ETIM 9.0	EC002587
ETIM 10.0	EC002587
ECCN	NO US CLASSIFICATION


### Environmental Product Compliance

RoHS Compliance Status	Compliant, No Exemption
------------------------	-------------------------

**Downloads**

**Environmental Product Compliance**

Compliance Search

Environmental Product Compliance 





771-9395/067-602

**1 Compatible Products**

**1.1 Required Accessories**

**1.1.1 Locking system**





**1.1.1.1 Locking system**

			
<p><a href="#">Item No.: 770-101</a> Locking lever; for flying leads; for manual operation; black</p>	<p><a href="#">Item No.: 770-121</a> Locking lever; for flying leads; for manual operation; white</p>	<p><a href="#">Item No.: 770-111</a> Locking lever; for flying leads; for tool operation; black</p>	<p><a href="#">Item No.: 770-131</a> Locking lever; for flying leads; for tool operation; white</p>

**1.2 Optional Accessories**


**1.2.1 Cover**

**1.2.1.1 Cover**

			
<p><a href="#">Item No.: 770-201</a> Lockout cap; 12-pole, separable; for sockets; Plastic; black</p>	<p><a href="#">Item No.: 770-221</a> Lockout cap; 12-pole, separable; for sockets; Plastic; white</p>	<p><a href="#">Item No.: 770-360</a> Lockout cap; for plugs; 5-pole; separable; yellow</p>	<p><a href="#">Item No.: 897-2005</a> Protective cap; Type4; for sockets and plugs; PVC; red</p>

**1.2.2 Installation**







**1.2.2.1 Mounting accessories**



[Item No.: 770-310](#)  
Mounting carrier; 2- to 5-pole; for flying leads; black

**1.2.3 Marking**

**1.2.3.1 Marker**

			
<p><a href="#">Item No.: 770-450/000-006</a> Marker card; Plastic; blue</p>	<p><a href="#">Item No.: 770-450/000-001</a> Marker card; Plastic; green</p>	<p><a href="#">Item No.: 770-450/000-012</a> Marker card; Plastic; orange</p>	<p><a href="#">Item No.: 770-450/000-005</a> Marker card; Plastic; red</p>
			
<p><a href="#">Item No.: 770-450</a> Marker card; Plastic; white</p>	<p><a href="#">Item No.: 770-450/000-002</a> Marker card; Plastic; yellow</p>		

### 1.2.3.2 Marking strip



**Item No.: 210-334**

Marking strips; as a DIN A4 sheet; Strip width 5 mm; Strip length 182 mm; plain; Self-adhesive; white