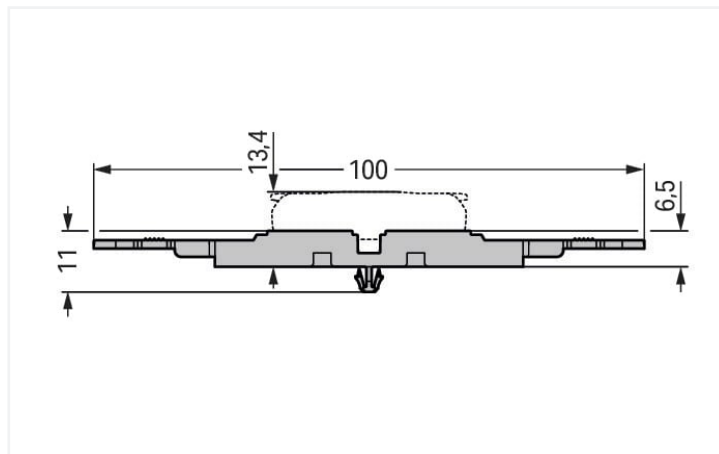



Data Sheet | Item Number: 221-2514

Mounting carrier with strain relief; 4-way; for inline splicing connector with lever;
with snap-in mounting foot; gray

<https://www.wago.com/221-2514>



Color: ■ gray

Physical data

| | |
|-------------------------|------------------------|
| Width | 38.8 mm / 1.528 inches |
| Height from the surface | 6.5 mm / 0.256 inches |
| Depth | 100 mm / 3.937 inches |

Material data

| | |
|----------------------|------------------------------------------------------------------------------------------------------------------------|
| Note (material data) | Information on material specifications can be found here |
| Color | gray |
| Fire load | 0.246 MJ |
| Weight | 8.2 g |

Commercial data

| | |
|-----------------------|---------------|
| ETIM 8.0 | EC002848 |
| ETIM 7.0 | EC002848 |
| PU (SPU) | 25 (5) pcs |
| Packaging type | Box |
| Country of origin | CN |
| GTIN | 4066966119909 |
| Customs tariff number | 39269097900 |

Environmental Product Compliance

| | |
|------------------------|-------------------------|
| RoHS Compliance Status | Compliant, No Exemption |
|------------------------|-------------------------|

Downloads

Environmental Product Compliance

Compliance Search

Environmental Product Compliance 221-2514



CAD/CAE-Data

CAD data

2D/3D Models
221-2514



CAE data

EPLAN Data Portal
221-2514



ZUKEN Portal
221-2514



1 Compatible Products

1.1 Optional Accessories

1.1.1 Installation

1.1.1.1 Mounting accessories



Item No.: 209-119

Fixing screw; for 209-120 mounting carrier



Item No.: 209-123

Mounting foot with screw; can be screwed on terminal blocks with fixing flange; 6.4 mm wide; gray



Item No.: 209-120

Mounting foot; can be snapped on terminal blocks with snap-in mounting foot; for mounting on relay-modules; 6.4 mm wide; gray

1.1.2 Marking

1.1.2.1 Marking strip



Item No.: 210-834

Marking strips; on reel; 5 mm wide; plain; Self-adhesive; white

Installation Notes


Installation



Place the inline splicing connector on the carrier in front of the mounting position.



Push the connector to the center position until it snaps into place.




Mounting carrier without strain relief – snapped onto DIN-rail



Various combinations of 1- to 5-connector mounting carriers are possible via side-by-side latching mechanism.

Strain relief



3-pole mounting carrier with strain relief