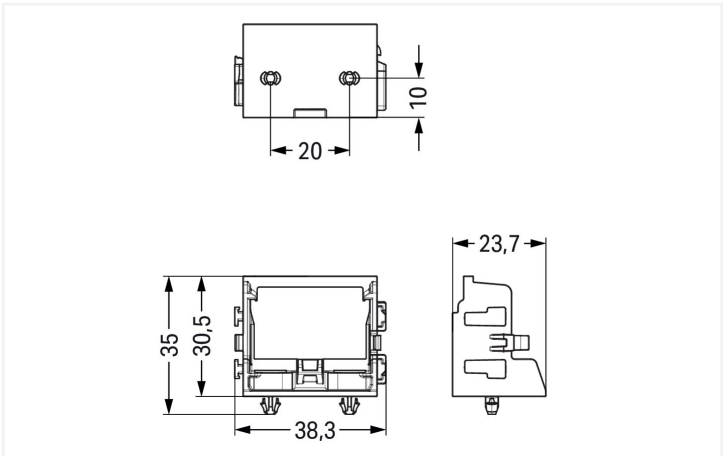




Color: ■ dark gray/yellow





| Physical data | | |
|---------------|--|------------------------|
| Width | | 38.3 mm / 1.508 inches |
| Height | | 35 mm / 1.508 inches |
| Depth | | 23.7 mm / 0.933 inches |

| Mechanical data | | |
|-----------------|--|--|
| Mounting type | | Snap-in foot with snap-in mounting foot for vertical mounting |
| Suitable | | for 10-wire connectors (4 mm²) |

| Material data | | |
|------------------------------------|--|--|
| Note (material data) | | Information on material specifications can be found here |
| Color | | dark gray/yellow |
| Material group | | I |
| Insulation material (main housing) | | Polyamide (PA66) |
| Flammability class per UL94 | | V0 |
| Fire load | | 0.153 MJ |
| Weight | | 5.1 g |

| Commercial data | | |
|-----------------------|--|---------------|
| PU (SPU) | | 10 pcs |
| Packaging type | | Box |
| Country of origin | | CN |
| GTIN | | 4066966603576 |
| Customs tariff number | | 39269097900 |

| Environmental Product Compliance | | |
|----------------------------------|--|------------------------|
| RoHS Compliance Status | | Compliant,No Exemption |

| Downloads | | |
|---|--|--|
| Environmental Product Compliance | | |
| Compliance Search | | |
| Environmental Product Compliance 221-529/002-053 | | |

1 Compatible Products

1.1 Optional Accessories

1.1.1 Marking

1.1.1.1 Marking strip




Item No.: 210-833
Marking strips; 25 m on roll; 6 mm wide;
plain; Self-adhesive; white

Installation Notes



Inserting a connector into the mounting carrier.



Removing a connector from the mounting carrier.

Conductor termination



Inserting a conductor.



Horizontal screw mounting



Vertical screw mounting



Horizontal mounting via snap-in foot



Vertical mounting via snap-in foot

Strain relief




Use a cable tie to secure the conductors to the strain relief plate.



The strain relief plate can be removed.

Testing



Testing a connector mounted on the carrier via test slot.

Application



Connecting a light to the mains.

Marking



Labeling the mounting carrier.