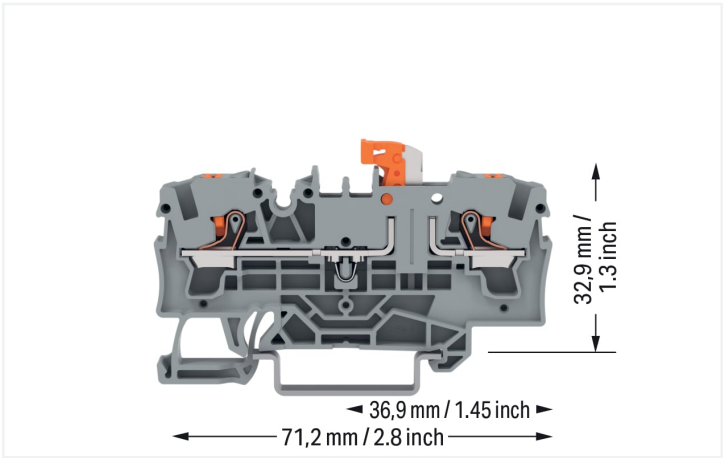


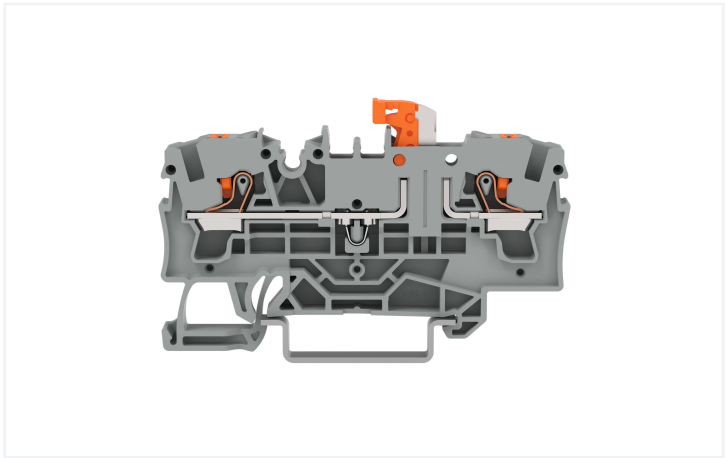
Data Sheet | Item Number: 2204-1672

2-conductor disconnect terminal block; with pivoting knife disconnect; with test option; orange disconnect link; with push-button; for DIN-rail 35 x 15 and 35 x 7.5; 4 mm²; Push-in CAGE CLAMP®; 4,00 mm²; orange


<https://www.wago.com/2204-1672>



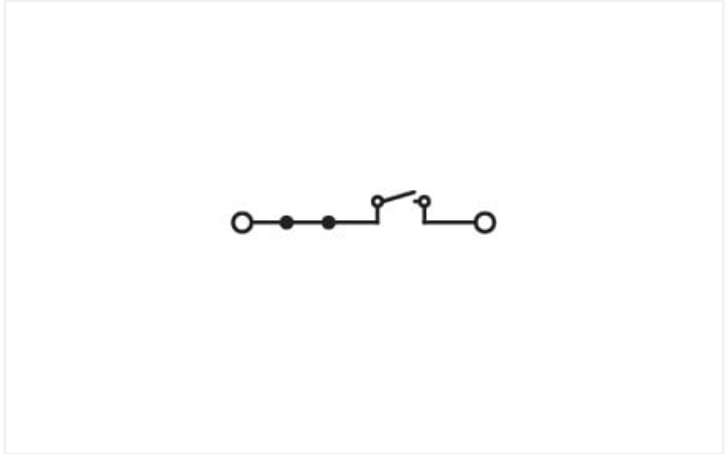
Color: ■ orange



Similar to illustration



Similar to illustration



Similar to illustration

| Electrical data | | | | |
|----------------------|--|------------------|-----|----|
| Ratings per | | IEC/EN 60947-7-3 | | |
| Overvoltage category | | III | III | II |
| Pollution degree | | 3 | 2 | 2 |
| Nominal voltage | | 500 V | - | - |
| Rated surge voltage | | 6 kV | - | - |
| Rated current | | 20 A | - | - |

| Ratings per IEC/EN 2 | |
|----------------------|------|
| Rated current 2 | 20 A |

| Power Loss | |
|--|---------|
| Power loss, per pole (potential) | 0.4 W |
| Rated current I _N for specified power loss | 20 A |
| Resistance value for specified, current-dependent power loss | 0.001 Ω |



| Connection data | | |
|--|---|--|
| Clamping units | 2 | |
| Total number of potentials | 1 | |
| Number of levels | 1 | |
| Number of jumper slots | 2 | |
| Connection 1 | | |
| Connection technology | Push-in CAGE CLAMP® | |
| Actuation type | Push-button | |
| Connectable conductor materials | Copper | |
| Nominal cross-section | 4 mm² | |
| Solid conductor | 0.5 ... 6 mm² / 20 ... 10 AWG | |
| Solid conductor; push-in termination | 1.5 ... 6 mm² / 14 ... 10 AWG | |
| Stranded conductor | 0.5 ... 6 mm² / 20 ... 10 AWG | |
| Fine-stranded conductor | 0.5 ... 6 mm² / 20 ... 10 AWG | |
| Fine-stranded conductor; with insulated ferrule | 0.5 ... 4 mm² / 20 ... 12 AWG | |
| Fine-stranded conductor; with uninsulated ferrule | 1.5 ... 4 mm² / 18 ... 12 AWG | |
| Fine-stranded conductor; with ferrule; push-in termination | 1.5 ... 4 mm² / 18 ... 12 AWG | |
| Note (conductor cross-section) | Depending on the conductor characteristic, a conductor with a smaller cross-section can also be inserted via push-in termination. | |
| Strip length | 11 ... 13 mm / 0.43 ... 0.51 inches | |
| Wiring direction | Front-entry wiring | |

| Physical data | | |
|-----------------------------------|------------------------|--|
| Width | 6.2 mm / 0.244 inches | |
| Height | 71.2 mm / 2.803 inches | |
| Depth from upper-edge of DIN-rail | 32.9 mm / 1.295 inches | |
| Depth | 44.2 mm / 1.74 inches | |

| Mechanical data | | |
|-----------------|---------------------|--|
| Mounting type | DIN-35 rail | |
| Marking level | Center/side marking | |


| Material data | | |
|------------------------------------|--|--|
| Note (material data) | Information on material specifications can be found here | |
| Color | orange | |
| Material group | I | |
| Insulation material (main housing) | Polyamide (PA66) | |
| Flammability class per UL94 | V0 | |
| Fire load | 0.222 MJ | |
| Weight | 10.5 g | |

| Environmental requirements | | |
|----------------------------------|-----------------|--|
| Processing temperature | -35 ... +85 °C | |
| Continuous operating temperature | -60 ... +105 °C | |



| Commercial data | |
|-----------------------|---------------|
| PU (SPU) | 50 pcs |
| Packaging type | Box |
| Country of origin | CN |
| GTIN | 4066966575132 |
| Customs tariff number | 85365080900 |

| Environmental Product Compliance | |
|----------------------------------|------------------------|
| RoHS Compliance Status | Compliant,No Exemption |

| Downloads | |
|------------------------|--|
| Documentation | |
| Additional Information | |
| Technical Section | pdf 2246.92 KB  |

| 1 Compatible Products |
|--------------------------|
| 1.1 Required Accessories |
| 1.1.1 End plate |
| 1.1.1.1 End plate |



[Item No.: 2004-1691](#)
End and intermediate plate; 1 mm thick; gray



[Item No.: 2004-1692](#)
End and intermediate plate; 1 mm thick; orange

| 1.2 Optional Accessories |
|------------------------------|
| 1.2.1 DIN-rail |
| 1.2.1.1 Mounting accessories |



[Item No.: 210-196](#)
Aluminum carrier rail; 35 x 8.2 mm; 1.6 mm thick; 2 m long; unslotted; similar to EN 60715; silver-colored



[Item No.: 210-198](#)
Copper carrier rail; 35 x 15 mm; 2.3 mm thick; 2 m long; unslotted; according to EN 60715; copper-colored



[Item No.: 210-508](#)
Steel carrier rail; 35 x 15 mm; 1.5 mm thick; 2 m long; slotted; galvanized; similar to EN 60715; silver-colored



[Item No.: 210-197](#)
Steel carrier rail; 35 x 15 mm; 1.5 mm thick; 2 m long; slotted; similar to EN 60715; silver-colored



[Item No.: 210-506](#)
Steel carrier rail; 35 x 15 mm; 1.5 mm thick; 2 m long; unslotted; galvanized; similar to EN 60715; silver-colored



[Item No.: 210-114](#)
Steel carrier rail; 35 x 15 mm; 1.5 mm thick; 2 m long; unslotted; similar to EN 60715; silver-colored



[Item No.: 210-118](#)
Steel carrier rail; 35 x 15 mm; 2.3 mm thick; 2 m long; unslotted; according to EN 60715; silver-colored



[Item No.: 210-115](#)
Steel carrier rail; 35 x 7.5 mm; 1 mm thick; 2 m long; slotted; according to EN 60715; "Hole width 18 mm; silver-colored



[Item No.: 210-112](#)
Steel carrier rail; 35 x 7.5 mm; 1 mm thick; 2 m long; slotted; according to EN 60715; "Hole width 25 mm; silver-colored



[Item No.: 210-504](#)
Steel carrier rail; 35 x 7.5 mm; 1 mm thick; 2 m long; slotted; galvanized; according to EN 60715; silver-colored



[Item No.: 210-113](#)
Steel carrier rail; 35 x 7.5 mm; 1 mm thick; 2 m long; unslotted; according to EN 60715; silver-colored



[Item No.: 210-505](#)
Steel carrier rail; 35 x 7.5 mm; 1 mm thick; 2 m long; unslotted; galvanized; according to EN 60715; silver-colored

1.2.2 Ferrule

1.2.2.1 Ferrule



Item No.: 216-262
Ferrule; Sleeve for 0.75 mm² / 18 AWG; insulated; electro-tin plated; electrolytic copper; gastight crimped; acc. to DIN 46228, Part 4/09.90; gray



Item No.: 216-263
Ferrule; Sleeve for 1 mm² / AWG 18; insulated; electro-tin plated; electrolytic copper; gastight crimped; acc. to DIN 46228, Part 4/09.90; red



Item No.: 216-264
Ferrule; Sleeve for 1.5 mm² / AWG 16; insulated; electro-tin plated; electrolytic copper; gastight crimped; acc. to DIN 46228, Part 4/09.90; black



Item No.: 216-266
Ferrule; Sleeve for 2.5 mm² / AWG 14; insulated; electro-tin plated; electrolytic copper; gastight crimped; acc. to DIN 46228, Part 4/09.90; blue



Item No.: 216-267
Ferrule; Sleeve for 4 mm² / AWG 12; insulated; electro-tin plated; electrolytic copper; gastight crimped; acc. to DIN 46228, Part 4/09.90; gray

1.2.3 Installation

1.2.3.1 Cover



Item No.: 709-156
Cover; Type 3; suitable for cover carrier, type 3; 1 m long; transparent

1.2.3.2 Cover carrier



Item No.: 709-169
Cover carrier; Type 3; incl. fixing/retaining screws and knurled nut; suitable for 279 to 282 and 880 Series rail-mounted terminal blocks; suitable for 264 Series miniature rail-mounted terminal blocks; suitable for 270 Series sensor and actuator terminal blocks; gray

1.2.4 Insulation stop

1.2.4.1 Insulation stop



Item No.: 2004-171
Insulation stop; 0.25 - 0.5 mm²; 5 pieces/strip; light gray



Item No.: 2004-172
Insulation stop; 0.75 - 1 mm²; 5 pieces/strip; dark gray



1.2.5 Jumper

1.2.5.1 Jumper



[Item No.: 2004-406/020-000](#)
Delta jumper; insulated; light gray



[Item No.: 2004-410](#)
Jumper; 10-way; insulated; light gray



[Item No.: 2004-402](#)
Jumper; 2-way; insulated; light gray



[Item No.: 2004-403](#)
Jumper; 3-way; insulated; light gray



[Item No.: 2004-404](#)
Jumper; 4-way; insulated; light gray



[Item No.: 2004-405](#)
Jumper; 5-way; insulated; light gray



[Item No.: 2004-406](#)
Jumper; 6-way; insulated; light gray



[Item No.: 2004-407](#)
Jumper; 7-way; insulated; light gray



[Item No.: 2004-408](#)
Jumper; 8-way; insulated; light gray



[Item No.: 2004-409](#)
Jumper; 9-way; insulated; light gray



[Item No.: 2004-440](#)
Jumper; from 1 to 10; insulated; light gray



[Item No.: 2004-433](#)
Jumper; from 1 to 3; insulated; light gray



[Item No.: 2004-434](#)
Jumper; from 1 to 4; insulated; light gray



[Item No.: 2004-435](#)
Jumper; from 1 to 5; insulated; light gray



[Item No.: 2004-436](#)
Jumper; from 1 to 6; insulated; light gray



[Item No.: 2004-437](#)
Jumper; from 1 to 7; insulated; light gray



[Item No.: 2004-438](#)
Jumper; from 1 to 8; insulated; light gray



[Item No.: 2004-439](#)
Jumper; from 1 to 9; insulated; light gray



[Item No.: 2004-405/011-000](#)
Star point jumper; 3-way; insulated; light gray



[Item No.: 2006-499](#)
Step-down jumper; from 2006/2004 to 2004/2002/2001 series; from 2206/2204 to 2204/2202/2201 series; insulated; light gray



[Item No.: 2016-499](#)
Step-down jumper; from 2016/2010 to 2010/2006/2004/2002 series; from 2216/2210 to 2210/2206/2204/2202 series; insulated; light gray

1.2.6 Marking

1.2.6.1 Group marker carrier



[Item No.: 2009-191](#)
Group marker carrier; gray



[Item No.: 2009-192](#)
Group marker carrier; gray



[Item No.: 2009-193](#)
Group marker carrier; gray

1.2.6.2 Marker



[Item No.: 2009-145/000-006](#)
Mini-WSB Inline; for Smart Printer; 1700 pieces on roll; stretchable 5 - 5.2 mm; plain; snap-on type; blue



[Item No.: 2009-145/000-007](#)
Mini-WSB Inline; for Smart Printer; 1700 pieces on roll; stretchable 5 - 5.2 mm; plain; snap-on type; gray



[Item No.: 2009-145/000-023](#)
Mini-WSB Inline; for Smart Printer; 1700 pieces on roll; stretchable 5 - 5.2 mm; plain; snap-on type; green



[Item No.: 2009-145/000-012](#)
Mini-WSB Inline; for Smart Printer; 1700 pieces on roll; stretchable 5 - 5.2 mm; plain; snap-on type; orange



[Item No.: 2009-145/000-005](#)
Mini-WSB Inline; for Smart Printer; 1700 pieces on roll; stretchable 5 - 5.2 mm; plain; snap-on type; red



[Item No.: 2009-145/000-024](#)
Mini-WSB Inline; for Smart Printer; 1700 pieces on roll; stretchable 5 - 5.2 mm; plain; snap-on type; violet



[Item No.: 2009-145](#)
Mini-WSB Inline; for Smart Printer; 1700 pieces on roll; stretchable 5 - 5.2 mm; plain; snap-on type; white



[Item No.: 2009-145/000-002](#)
Mini-WSB Inline; for Smart Printer; 1700 pieces on roll; stretchable 5 - 5.2 mm; plain; snap-on type; yellow



[Item No.: 248-501/000-006](#)
Mini-WSB marking card; as card; not stretchable; plain; snap-on type; blue



[Item No.: 248-501/000-007](#)
Mini-WSB marking card; as card; not stretchable; plain; snap-on type; gray




































[Item No.: 248-501/000-023](#)
Mini-WSB marking card; as card; not stretchable; plain; snap-on type; green



[Item No.: 248-501/000-017](#)
Mini-WSB marking card; as card; not stretchable; plain; snap-on type; light green



1.2.6.2 Marker

| | | | |
|--|---|---|--|
|  Item No.: 248-501/000-012 Mini-WSB marking card; as card; not stretchable; plain; snap-on type; orange |  Item No.: 248-501/000-005 Mini-WSB marking card; as card; not stretchable; plain; snap-on type; red |  Item No.: 248-501/000-024 Mini-WSB marking card; as card; not stretchable; plain; snap-on type; violet |  Item No.: 248-501 Mini-WSB marking card; as card; not stretchable; plain; snap-on type; white |
|  Item No.: 248-501/000-002 Mini-WSB marking card; as card; not stretchable; plain; snap-on type; yellow |  Item No.: 793-5501/000-006 WMB marking card; as card; for terminal block width 5 - 17.5 mm; stretchable 5 - 5.2 mm; plain; snap-on type; blue |  Item No.: 793-5501/000-014 WMB marking card; as card; for terminal block width 5 - 17.5 mm; stretchable 5 - 5.2 mm; plain; snap-on type; brown |  Item No.: 793-5501/000-007 WMB marking card; as card; for terminal block width 5 - 17.5 mm; stretchable 5 - 5.2 mm; plain; snap-on type; gray |
|  Item No.: 793-5501/000-023 WMB marking card; as card; for terminal block width 5 - 17.5 mm; stretchable 5 - 5.2 mm; plain; snap-on type; green |  Item No.: 793-5501/000-017 WMB marking card; as card; for terminal block width 5 - 17.5 mm; stretchable 5 - 5.2 mm; plain; snap-on type; light green |  Item No.: 793-5501/000-012 WMB marking card; as card; for terminal block width 5 - 17.5 mm; stretchable 5 - 5.2 mm; plain; snap-on type; orange |  Item No.: 793-5501/000-005 WMB marking card; as card; for terminal block width 5 - 17.5 mm; stretchable 5 - 5.2 mm; plain; snap-on type; red |
|  Item No.: 793-5501/000-024 WMB marking card; as card; for terminal block width 5 - 17.5 mm; stretchable 5 - 5.2 mm; plain; snap-on type; violet |  Item No.: 793-5501 WMB marking card; as card; for terminal block width 5 - 17.5 mm; stretchable 5 - 5.2 mm; plain; snap-on type; white |  Item No.: 793-5501/000-002 WMB marking card; as card; for terminal block width 5 - 17.5 mm; stretchable 5 - 5.2 mm; plain; snap-on type; yellow |  Item No.: 793-501/000-006 WMB marking card; as card; not stretchable; plain; snap-on type; blue |
|  Item No.: 793-501/000-007 WMB marking card; as card; not stretchable; plain; snap-on type; gray |  Item No.: 793-501/000-023 WMB marking card; as card; not stretchable; plain; snap-on type; green |  Item No.: 793-501/000-017 WMB marking card; as card; not stretchable; plain; snap-on type; light green |  Item No.: 793-501/000-012 WMB marking card; as card; not stretchable; plain; snap-on type; orange |
|  Item No.: 793-501/000-005 WMB marking card; as card; not stretchable; plain; snap-on type; red |  Item No.: 793-501/000-024 WMB marking card; as card; not stretchable; plain; snap-on type; violet |  Item No.: 793-501 WMB marking card; as card; not stretchable; plain; snap-on type; white |  Item No.: 793-501/000-002 WMB marking card; as card; not stretchable; plain; snap-on type; yellow |
|  Item No.: 2009-115/000-006 WMB-Inline; for Smart Printer; 1500 pieces on roll; stretchable 5 - 5.2 mm; plain; snap-on type; blue |  Item No.: 2009-115/000-007 WMB-Inline; for Smart Printer; 1500 pieces on roll; stretchable 5 - 5.2 mm; plain; snap-on type; gray |  Item No.: 2009-115/000-023 WMB-Inline; for Smart Printer; 1500 pieces on roll; stretchable 5 - 5.2 mm; plain; snap-on type; green |  Item No.: 2009-115/000-017 WMB-Inline; for Smart Printer; 1500 pieces on roll; stretchable 5 - 5.2 mm; plain; snap-on type; light green |
|  Item No.: 2009-115/000-012 WMB-Inline; for Smart Printer; 1500 pieces on roll; stretchable 5 - 5.2 mm; plain; snap-on type; orange |  Item No.: 2009-115/000-005 WMB-Inline; for Smart Printer; 1500 pieces on roll; stretchable 5 - 5.2 mm; plain; snap-on type; red |  Item No.: 2009-115/000-024 WMB-Inline; for Smart Printer; 1500 pieces on roll; stretchable 5 - 5.2 mm; plain; snap-on type; violet |  Item No.: 2009-115 WMB-Inline; for Smart Printer; 1500 pieces on roll; stretchable 5 - 5.2 mm; plain; snap-on type; white |
|  Item No.: 2009-115/000-002 WMB-Inline; for Smart Printer; 1500 pieces on roll; stretchable 5 - 5.2 mm; plain; snap-on type; yellow | | | |

1.2.6.3 Marker carrier

| |
|---|
|  Item No.: 2009-198 Adaptor; gray |
|---|

1.2.6.4 Marking strip



Item No.: 2009-110
Marking strips; for Smart Printer; on reel; not stretchable; plain; snap-on type; white

1.2.7 Protective warning marker

1.2.7.1 Cover



Item No.: 2004-115
Protective warning marker; for 5 terminal blocks; with high-voltage symbol, black; yellow

1.2.8 Screwless end stop

1.2.8.1 Mounting accessories



Item No.: 249-117
Screwless end stop; 10 mm wide; for DIN-rail 35 x 15 and 35 x 7.5; gray



Item No.: 249-116
Screwless end stop; 6 mm wide; for DIN-rail 35 x 15 and 35 x 7.5; gray

1.2.9 Test and measurement

1.2.9.1 Testing accessories



Item No.: 2004-511
Modular TOPJOB®S connector; modular; for jumper contact slot; 1-pole; 4,00 mm²; gray



Item No.: 2004-552
Modular TOPJOB®S connector; modular; for jumper contact slot; 2-pole; 4,00 mm²; gray



Item No.: 2004-553
Modular TOPJOB®S connector; modular; for jumper contact slot; 3-pole; 4,00 mm²; gray



Item No.: 2004-554
Modular TOPJOB®S connector; modular; for jumper contact slot; 4-pole; 4,00 mm²; gray



Item No.: 2004-555
Modular TOPJOB®S connector; modular; for jumper contact slot; 5-pole; 4,00 mm²; gray



Item No.: 2004-549
Spacer module; modular; e.g., for bridging commoned terminal blocks; gray



Item No.: 2009-174
Test plug adapter; for 4 mm Ø test plugs; for testing TOPJOB®S rail-mounted terminal blocks; gray



Item No.: 2009-182
Testing tap; for max. 2.5 mm²; tool-free connection for individual test wires 0.08 - 2.5 mm; gray

1.2.10 Tool

1.2.10.1 Operating tool



Item No.: 210-658
Operating tool; Blade: 3.5 x 0.5 mm; with a partially insulated shaft; angled; short; multicoloured



Item No.: 210-720
Operating tool; Blade: 3.5 x 0.5 mm; with a partially insulated shaft; multicoloured

Installation Notes

Conductor termination



All conductor types at a glance



Push-in termination of solid and ferruled conductors



Push-in termination of solid and ferruled conductors




Insert fine-stranded conductors via operating tool.




Removing all conductors via operating tool.

Commoning




Insert push-in type jumper bar and push down until it hits backstop.




Removing a push-in type jumper bar:
Insert the operating tool between the jumper and partition wall of the dual jumper slots, then lift up the jumper. Place the operating tool in the center of jumpers for up to five contacts (see above), or alternately on both sides for jumpers with more than five contacts.


Testing




Testing with voltage tester.



The modular TOPJOB® S connectors also connect conductors of the same size as the terminal blocks being used.



TOPJOB® S Connectors with a 2 mm Ø test socket for testing voltage via 2-pole voltage tester






Rail-mount terminal block assembly for electric motor wiring



Test plug adapter (Item No. 2009-174, CAT I) for 4 mm Ø plugs – compatible with 2000 to 2016 Series



Testing tap (Item No. 2009-182) for tool-free connection of test cables up to 2.5 mm² (12 AWG) – compatible with 2000 to 2016 Series




- One center and two side marker slots for WMB markers or marking strips
- Dual jumper slots in the same location as other 2002 Series terminal blocks
- Commoning options in front of or behind the knife disconnect, depending on the power supply direction

Disconnect/test terminal block with pivoting knife disconnect
Opening a knife disconnect.

Disconnect/test terminal block with pivoting knife disconnect
Closing the knife disconnect.

Marking



Snapping a marking strip into a marker slot.

Snapping a marking strip into the marker slot.