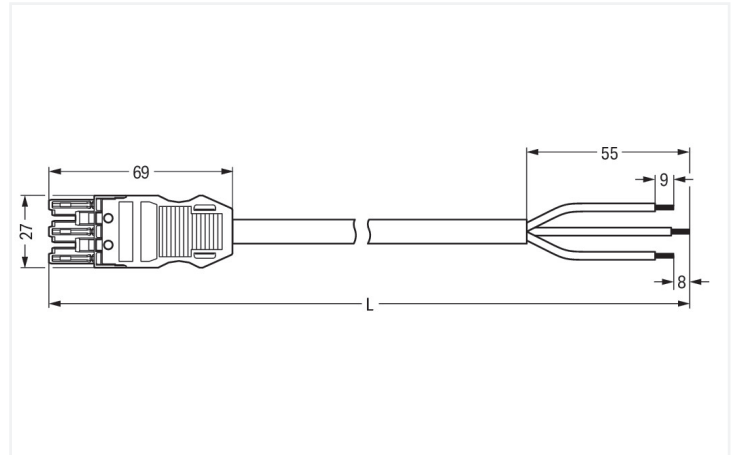



Data Sheet | Item Number: 771-9373/166-601

pre-assembled connecting cable; Cca; Socket/open-ended; 3-pole; Cod. P;
H05Z1Z1-F 3G 1.5 mm²; 6 m; 1,50 mm²

<https://www.wago.com/771-9373/166-601>



Dimensions in mm

Cable assembly WINSTA® MIDI with strain relief

Use effective pluggable connections instead of laborious screw connections: With the WINSTA® MIDI cable assembly with protection type IP20. On PCBs, in control cabinets or for connecting lights – pluggable installation connectors from WAGO allow you to establish connections according to a huge variety of requirements in next to no time. For greater protection in electrical installations, the pluggable installation connector is provided with mechanical protection against mismatching. The pluggable installation connector is protected against ingress by solid objects in accordance with protection type IP20 (When mated: IP2xC (These compact connectors are not designed for use in open, easily accessible areas!)). UPS applications for data exchange almost always use the red WINSTA® MIDI pluggable installation connectors with P coding. WINSTA® MIDI with Push-in CAGE CLAMP® spring pressure connection technology is found in a broad range of individual products you can use for quick, easy and maximally flexible installation. Anyone who needs to take into account technical safety requirements related to fire protection for electrical installation should use only top quality components. Our product meets the official safety standards of fire class C. In the production of this cable assembly, halogens were deliberately omitted. This is an important contribution to environmental protection.

Fast, error-free assembly thanks to cable assemblies from WAGO

A socket and a free end are available. The WINSTA® Pluggable Connection System is ideally tailored to the very strict requirements of building installation. It makes electrical installation pluggable, and therefore more efficient, more reliable, and error-free. Use of this pre-assembled system decreases assembly times and errors during installation at the construction site. Now you can also reduce installation costs without compromising quality and safety: with protection type IP20 reduces the need for servicing and prevents unnecessary downtime.

- protection against mismatching eliminates errors
- for automation controllers
- with P coding for fault-free power supply
- flexible installation to save space
- quick replacement of defective units during ongoing operation

Notes

Note Cables with a different fire class can be found in the eShop.

Electrical data

| Ratings per | IEC/EN 60664-1 | | | General information | |
|---------------------------------|----------------|-----|----|----------------------------|--|
| Overvoltage category | III | III | II | Note on contact resistance | approx. 1 mΩ of contact resistance approx. 0.25 mΩ contact transition plug/ socket |
| Pollution degree | 3 | 2 | 2 | | |
| Nominal voltage | 250 V | - | - | | |
| Rated impulse withstand voltage | 4 kV | - | - | | |
| Rated current | 16 A | - | - | | |

Connection Data

| | | | |
|----------------------------|---------------------------|---------------------------------|---------------------|
| Total number of potentials | 3 | Connection 1 | |
| Conductor preparation | ultrasonically tip-bonded | Strip length | 9 mm / 0.35 inches |
| | | Pole number | 3 |
| | | Wire cross-section | 1.5 mm ² |
| | | Strip length (outer insulation) | 55 mm |
| | | Connection type | Socket - free end |

Physical data

| | |
|--------------|------------------------|
| Pin spacing | 10 mm / 0.394 inches |
| Width | 27 mm / 1.063 inches |
| Height | 12.9 mm / 0.508 inches |
| Total length | 6 m |

Mechanical data

| | |
|---|---|
| Use | EDV (UPS) |
| Coding | P |
| Variable coding | No |
| Marking | L ⊕ N |
| Potential marking | L ⊕ N |
| Mating force of a plug-in connection | approx. 20 ... 70 N (depending on pole number) |
| Retention force of a plug-in connection | when locked: > 80N |
| Unmating force of a plug-in connection | when unlocked: approx. 20 ... 70 N (depending on pole number) |
| Number of mating cycles | 200, without resistive load |
| Connection type | Socket - free end |
| Type of pre-assembled cable | Connecting cable |
| Cable type | H05Z1Z1-F 3G1.5 |
| Protection type | IP20; When mated: IP2xC (These compact connectors are not designed for use in open, easily accessible areas!) |

Plug-in connection

| | |
|-------------------------------|--|
| Mismating protection | Yes |
| Note on mismating protection | All WINSTA® components are 100% protected against mismating when: a.) plugging different numbers of poles b.) plugging while rotated 180 c.) plugging while laterally staggered d.) plugging one pole |
| Locking lever | Can be retrofitted |
| Locking of plug-in connection | Locking lever |
| Note on locking system | All connectors for mounted installations (snap-in versions for lighting fixtures or devices, all types of PCB and distribution connectors) are factory-equipped with locking levers to ensure plugs and sockets are securely locked. Additional locking levers are only required for flying leads (plug/socket). |

Material data

| | |
|------------------------------------|--|
| Note (material data) | Information on material specifications can be found here |
| Insulation material (main housing) | Polyamide (PA66) |
| Flammability class per UL94 | V0 |
| Fire class per EN 50575 | C _{ca} |
| Contact material | Copper or copper alloy; surface-treated |
| Contact Plating | Tin |
| Fire load | 58.364 MJ |
| Connector color | red |
| Strain relief color | black |
| Printing color of strain relief | white |
| Sheathed cable color | black |
| Printing color of sheathed cable | white |
| Halogen-free | Yes |
| Silicon-free | Yes |
| Sheath material | Halogen-free |
| Rubber cable | No |
| Weight | 615.9 g |
| Copper weight of the raw cable | 0.043 kg/m |

Environmental requirements

| | |
|--|---|
| Processing temperature | -5 ... +40 °C |
| Continuous operating temperature | -35 ... +85 °C |
| Note on continuous operating temperature | Cable for temperatures ≤ 70 °C (including halogen-free) Insulating parts for temperatures ≤ 105 °C |

Commercial data

| | |
|-----------------------|---------------|
| PU (SPU) | 1 pcs |
| Packaging type | unpacked |
| Country of origin | DE |
| GTIN | 4066966067187 |
| Customs tariff number | 85444290900 |

Product Classification


| | |
|-----------|----------------------|
| UNSPSC | 26121629 |
| ETIM 9.0 | EC002587 |
| ETIM 10.0 | EC002587 |
| ECCN | NO US CLASSIFICATION |

Environmental Product Compliance

| | |
|------------------------|-------------------------|
| RoHS Compliance Status | Compliant, No Exemption |
|------------------------|-------------------------|

Downloads

Environmental Product Compliance





| |
|--|
| Compliance Search |
| Environmental Product Compliance 771-9373/166-601  |

1 Compatible Products

1.1 Required Accessories

1.1.1 Locking system




1.1.1.1 Locking system

| | | | |
|---|---|---|---|
|  |  |  |  |
| Item No.: 770-101 Locking lever; for flying leads; for manual operation; black | Item No.: 770-121 Locking lever; for flying leads; for manual operation; white | Item No.: 770-111 Locking lever; for flying leads; for tool operation; black | Item No.: 770-131 Locking lever; for flying leads; for tool operation; white |

1.2 Optional Accessories


1.2.1 Cover

1.2.1.1 Cover

| | | |
|---|---|--|
|  |  |  |
| Item No.: 770-201 Lockout cap; 12-pole, separable; for sockets; Plastic; black | Item No.: 770-221 Lockout cap; 12-pole, separable; for sockets; Plastic; white | Item No.: 897-2003 Protective cap; Type2; for sockets and plugs; PVC; red |

1.2.2 Installation

1.2.2.1 Mounting accessories

| |
|--|
|  |
| Item No.: 770-310 Mounting carrier; 2- to 5-pole; for flying leads; black |

1.2.3 Marking

1.2.3.1 Marker



Item No.: [770-450/000-006](#)
Marker card; Plastic; blue



Item No.: [770-450/000-001](#)
Marker card; Plastic; green



Item No.: [770-450/000-012](#)
Marker card; Plastic; orange



Item No.: [770-450/000-005](#)
Marker card; Plastic; red



Item No.: [770-450](#)
Marker card; Plastic; white



Item No.: [770-450/000-002](#)
Marker card; Plastic; yellow

1.2.3.2 Marking strip



Item No.: [210-334](#)
Marking strips; as a DIN A4 sheet; Strip width 5 mm; Strip length 182 mm; plain; Self-adhesive; white