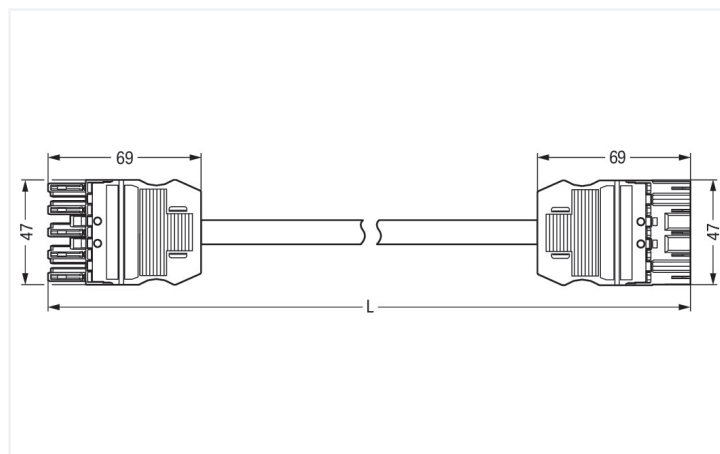



Data Sheet | Item Number: 771-9375/067-101

pre-assembled interconnecting cable; Cca; Socket/plug; 5-pole; Cod. P; H05Z1Z1-F
5G 2.5 mm²; 1 m; 2,50 mm²

<https://www.wago.com/771-9375/067-101>



Dimensions in mm

Cable assembly WINSTA® MIDI with strain relief

The WINSTA® MIDI cable assembly P coding is the pluggable solution for your application in control cabinets, for lighting connections or on PCBs. WAGO pluggable installation connectors can be used when requirements repeat or are distributed on a specific pattern, for example for installing grid lighting or flush-mount lighting. The color coding and mechanical coding of the pluggable installation connector ensure error-free installation of the individual components – including protection against mismatching. The pluggable installation connector is protected in accordance with protection type IP20 (When mated: IP2xC (These compact connectors are not designed for use in open, easily accessible areas!)). This means that users' fingers will never come into contact with electrified elements. UPS applications in information technology (IT) mostly use the red WINSTA® MIDI pluggable installation connectors with P coding. This pluggable installation connector can be used for electrical currents up to 20 A. Thus the product is especially suitable for high power loads. The WINSTA® MIDI Pluggable Connection System with Push-in CAGE CLAMP® spring pressure connection technology facilitates exemplary electrification. Due to the integrated test slot, connections can be checked even when they are plugged in. That saves time and reduces installation labor and expense. If you need to satisfy stricter safety standards, you should use cables with fire class C. These are suitable for use in buildings with particularly high demands on safety. Not using halogen additives in the production of this cable assembly noticeably increases fire safety and reduces environmental pollution.

Pluggable connections instead of screw connections – cable assemblies from WAGO

A socket and a plug are available. WINSTA® is the pluggable connection system that is perfectly tailored to the strict requirements of electrical installation. It offers fast, secure and, above all, error-free installation of components and cables. Choose durability and quality – with protection type IP20 from WAGO makes the electrical installation of electrical components significantly easier.

- protection against mismatching eliminates errors
- simple circuits
- with P coding for use in realising an uninterruptible power supply
- custom-engineered solutions
- fast, secure installation

Notes

Note Cables with a different fire class can be found in the eShop.

Electrical data

Ratings per	IEC/EN 60664-1			General information	
Overvoltage category	III	III	II	Note on contact resistance	approx. 1 mΩ of contact resistance approx. 0.25 mΩ contact transition plug/ socket
Pollution degree	3	2	2		
Nominal voltage	400 V	-	-		
Rated impulse withstand voltage	6 kV	-	-		
Rated current	20 A	-	-		

Connection Data

Total number of potentials	5	Connection 1	
PE function	Preceding PE contact	Pole number	5
		Wire cross-section	2.5 mm ²
		Connection type	Socket - Plug

Physical data

Pin spacing	10 mm / 0.394 inches
Width	47 mm / 1.85 inches
Height	15.38 mm / 0.606 inches
Total length	1 m

Mechanical data

Use	EDV (UPS)
Coding	P
Variable coding	No
Marking	N ⊕ L1 L2 L3
Potential marking	N ⊕ L1 L2 L3
Mating force of a plug-in connection	approx. 20 ... 70 N (depending on pole number)
Retention force of a plug-in connection	when locked: > 80N
Unmating force of a plug-in connection	when unlocked: approx. 20 ... 70 N (depending on pole number)
Number of mating cycles	200, without resistive load
Connection type	Socket - Plug
Type of pre-assembled cable	Interconnecting cable
Cable type	H05Z1Z1-F 5G2.5
Protection type	IP20; When mated: IP2xC (These compact connectors are not designed for use in open, easily accessible areas!)

Plug-in connection

Mismating protection	Yes
Note on mismating protection	All <i>WINSTA</i> ® components are 100% protected against mismating when: a.) plugging different numbers of poles b.) plugging while rotated 180 c.) plugging while laterally staggered d.) plugging one pole
Locking lever	Can be retrofitted
Locking of plug-in connection	Locking lever
Note on locking system	All connectors for mounted installations (snap-in versions for lighting fixtures or devices, all types of PCB and distribution connectors) are factory-equipped with locking levers to ensure plugs and sockets are securely locked. Additional locking levers are only required for flying leads (plug/socket).

Material data

Note (material data)	Information on material specifications can be found here
Insulation material (main housing)	Polyamide (PA66)
Flammability class per UL94	V0
Fire class per EN 50575	C _{ca}
Contact material	Copper or copper alloy; surface-treated
Contact Plating	Tin
Fire load	22.448 MJ
Connector color	red
Strain relief color	black
Printing color of strain relief	white
Sheathed cable color	black
Printing color of sheathed cable	white
Halogen-free	Yes
Silicon-free	Yes
Sheath material	Halogen-free
Rubber cable	No
Weight	282.2 g
Copper weight of the raw cable	0.12 kg/m

Environmental requirements

Processing temperature	-5 ... +40 °C
Continuous operating temperature	-35 ... +85 °C
Note on continuous operating temperature	Cable for temperatures ≤ 70 °C (including halogen-free) Insulating parts for temperatures ≤ 105 °C

Commercial data

PU (SPU)	1 pcs
Packaging type	unpacked
Country of origin	DE
GTIN	4066966102505
Customs tariff number	85444290900

Product Classification

UNSPSC	26121629
ETIM 9.0	EC002587
ETIM 10.0	EC002587
ECCN	NO US CLASSIFICATION


Environmental Product Compliance

RoHS Compliance Status	Compliant, No Exemption
------------------------	-------------------------

Downloads

Environmental Product Compliance

Compliance Search

Environmental Product Compliance 





771-9375/067-101

1 Compatible Products

1.1 Required Accessories

1.1.1 Locking system





1.1.1.1 Locking system

			
<p>Item No.: 770-101 Locking lever; for flying leads; for manual operation; black</p>	<p>Item No.: 770-121 Locking lever; for flying leads; for manual operation; white</p>	<p>Item No.: 770-111 Locking lever; for flying leads; for tool operation; black</p>	<p>Item No.: 770-131 Locking lever; for flying leads; for tool operation; white</p>

1.2 Optional Accessories


1.2.1 Cover

1.2.1.1 Cover

			
<p>Item No.: 770-201 Lockout cap; 12-pole, separable; for sockets; Plastic; black</p>	<p>Item No.: 770-221 Lockout cap; 12-pole, separable; for sockets; Plastic; white</p>	<p>Item No.: 770-360 Lockout cap; for plugs; 5-pole; separable; yellow</p>	<p>Item No.: 897-2005 Protective cap; Type4; for sockets and plugs; PVC; red</p>

1.2.2 Installation







1.2.2.1 Mounting accessories



[Item No.: 770-310](#)
Mounting carrier; 2- to 5-pole; for flying leads; black

1.2.3 Marking

1.2.3.1 Marker

			
<p>Item No.: 770-450/000-006 Marker card; Plastic; blue</p>	<p>Item No.: 770-450/000-001 Marker card; Plastic; green</p>	<p>Item No.: 770-450/000-012 Marker card; Plastic; orange</p>	<p>Item No.: 770-450/000-005 Marker card; Plastic; red</p>
			
<p>Item No.: 770-450 Marker card; Plastic; white</p>	<p>Item No.: 770-450/000-002 Marker card; Plastic; yellow</p>		

1.2.3.2 Marking strip



Item No.: 210-334

Marking strips; as a DIN A4 sheet; Strip width 5 mm; Strip length 182 mm; plain; Self-adhesive; white