

ToLEDo Retro Candle

ToLEDo RT Candle CL 470LM 827 E14 SL4
0029551



Product features

- Perfect for decorative and general lighting applications and creates a warm ambiance similar to traditional lamps
- Same look, size and functionality as incandescent lamps
- Omni-directional light distribution
- 12,000 hours average rated life
- Suitable replacement for incandescent and halogen lamps
- Gives same sparkling light effect as incandescent lamp
- Dimensionally identical to incandescent lamps - fits all fixtures
- Environment friendly - no mercury and lower CO2 emissions



PRODUCT OVERVIEW

Product name	ToLEDo RT Candle CL 470LM 827 E14 SL4
Technology	LED
Watt (Rated) (W)	4.5
Lamp shape	Candle
Type	LED exchangeable
Cap/Base	E14
Lamp finish	Clear
Fixture rating	Open
General application	Residential & Consumer
ETIM Class	EC001959
Warranty	2 years
Luminous flux (lm)	470
Colour temperature (K)	2700
Light colour	Homelight
CRI (Ra)	80
Colour Variation Initial (SDCM)	SDCM6
Photobiological Risk Group	RG1
Wattage (W)	4.5
Dimmable	No
Average life (Nominal) (h)	15000

ToLEDo Retro Candle

ToLEDo RT Candle CL 470LM 827 E14 SL4
0029551

IP rating	IP20
Product EAN number	5410288295510

DATA TABLE

General data

Product name	ToLEDo RT Candle CL 470LM 827 E14 SL4
Technology	LED
Watt (Rated) (W)	4.5
Lamp shape	Candle
Type	LED exchangeable
Cap/Base	E14
Lamp finish	Clear
Fixture rating	Open
General application	Residential & Consumer
Operating temperature range (°C)	-20°C...+40°C
Performance ambient temperature Tq (°C)	25
ETIM Class	EC001959
Warranty	2 years

Optical data

Luminous flux (lm)	470
Luminous flux (Rated) (lm)	470
Colour temperature (K)	2700
Light colour	Homelight
CRI (Ra)	80
Colour Variation Initial (SDCM)	SDCM6
Photobiological Risk Group	RG1
Lumen maintenance at end of nominal life (%)	70

Electrical data

Wattage (W)	4.5
Equivalent watt (W)	40
Primary Supply/Product voltage - min (V)	220
Primary Supply/Product voltage - max (V)	240
Control gear required	No
No. Of switching cycles before premature failures	>50000
Dimmable	No
Inrush Current (A)	6.3
Inrush Duration (µs)	240
Lamp Energy Label (class)	F
Nominal Frequency (Hz)	50/60Hz
Max. products per 16A C Breaker	25
Max. products per 16A B Breaker	13

ToLEDo Retro Candle

ToLEDo RT Candle CL 470LM 827 E14 SL4
0029551

Lifetime data

Lifespan L70 B50	15000
Average life (Nominal) (h)	15000
Average life (Rated) (h)	15000

Physical data

IP rating	IP20
Nominal Product Length (mm)	97
Nominal Product Diameter (mm)	35
Weight (kg)	0.084

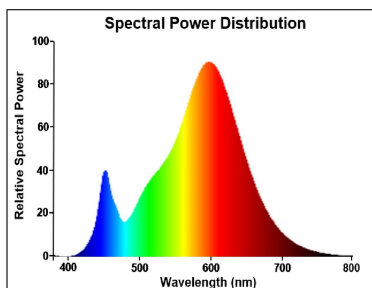
Packaging

Single packaging type	Carton
Product EAN number	5410288295510
Packaging single length / height (cm)	11.0
Packaging single width (cm)	15.7
Packaging single depth (cm)	3.9
DUN14 (outer)	15410288295517
Units per outer package	6
Packaging outer length / height (cm)	12.0
Packaging outer width (cm)	24.5
Packaging outer depth (cm)	16.2

Safety data

Optimal operating condition (°C)	-20-40
Breakage cleaning instructions	Not applicable
Special purpose lamp	No
Dry applications use only	Yes
Suitable for household illumination	Yes
Safety message	Not Suitable for totally enclosed fixtures

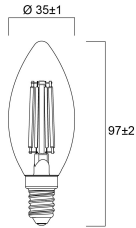
PHOTOMETRY




TECHNICAL DRAWINGS

ToLEDo Retro Candle

ToLEDo RT Candle CL 470LM 827 E14 SL4
0029551



0029551



5
kWh/1000h



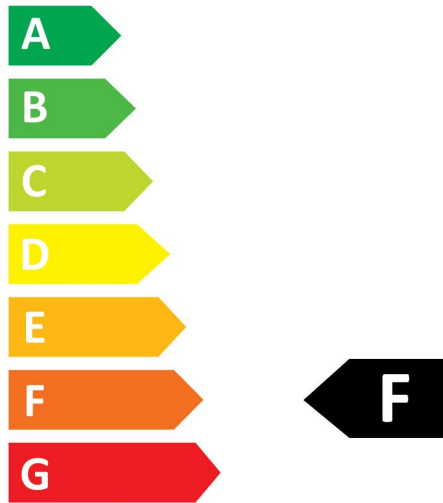
2019/2015

ToLEDo Retro Candle

ToLEDo RT Candle CL 470LM 827 E14 SL4
0029551



0029551



5
kWh/1000h



2019/2015