


## Data Sheet | Item Number: 771-9285/016-502

pre-assembled interconnecting cable; B2ca; Socket/plug; 5-pole; Cod. I; H05Z1Z1-F  
5G 1.5 mm<sup>2</sup>; 5 m; 1,50 mm<sup>2</sup>; blue

<https://www.wago.com/771-9285/016-502>



Color: ■ blue



Dimensions in mm

### Cable assembly WINSTA® MIDI I coding

The WINSTA® MIDI cable assembly rated current 16 A is the pluggable solution for your application in control cabinets, for lighting connections or on PCBs. The pluggable installation connectors with spring pressure connection technology work entirely without screw connections. They allow fast, efficient, error-free installation in numerous applications. The mechanical coding and color coding of the pluggable installation connector ensure error-free installation of the individual components – including protection against mismatching. The pluggable installation connector is protected against ingress by solid objects in accordance with protection type IP20 (When mated: IP2xC (These compact connectors are not designed for use in open, easily accessible areas!)). WINSTA® MIDI pluggable installation connectors with I coding in blue are particularly suitable for intelligent, for example for the dimming of DALI lights. The WINSTA® MIDI Pluggable Connection System with Push-in CAGE CLAMP® spring pressure connection technology facilitates safe electrification. Due to the included test slot, connections can be checked even when they are plugged in. That saves time and reduces installation labor and costs. Scrupulous compliance with fire protection regulations is an essential issue for building installation. Especially in sensitive areas, the fire class must meet or even exceed the high standards of requirements. This product complies with the requirements of fire class B2. In the production of this cable assembly, we eliminated the use of halogen. This is an important contribution to environmental protection.

### Fast, secure pluggable connections – cable assemblies from WAGO

The cable assembly is equipped with a socket and a plug. WINSTA® is the pluggable connection system that is ideally tailored to the strict requirements of electrical installation. It ensures fast, secure and, above all, error-free installation of components and cables. Enjoy the benefits of the pluggable version of our maintenance-free spring pressure connection technology too! Plan your installation with with fire class B2 from WAGO.

- protection against mismatching eliminates errors
- for automation controllers
- with I coding for use in the automation of buildings (lighting control)
- exact dimensions
- convenient installation and commissioning

## Notes

Note Cables with a different fire class can be found in the eShop.

## Electrical data

Ratings per	IEC/EN 60664-1			General information	
Overvoltage category	III	III	II	Note on contact resistance	approx. 1 mΩ of contact resistance approx. 0.25 mΩ contact transition plug/ socket
Pollution degree	3	2	2		
Nominal voltage	400 V	-	-		
Rated impulse withstand voltage	6 kV	-	-		
Rated current	16 A	-	-		

## Connection Data

Total number of potentials	5	<b>Connection 1</b>	
PE function	Preceding PE contact	Pole number	5
		Wire cross-section	1.5 mm <sup>2</sup>
		Connection type	Socket - Plug

## Physical data

Pin spacing	10 mm / 0.394 inches
Width	47 mm / 1.85 inches
Height	15.38 mm / 0.606 inches
Total length	5 m

## Mechanical data

Use	DALI, Lighting Management
Coding	I
Variable coding	No
Marking	N ⊕ L DA- DA+
Potential marking	N ⊕ L DA- DA+
Mating force of a plug-in connection	approx. 20 ... 70 N (depending on pole number)
Retention force of a plug-in connection	when locked: > 80N
Unmating force of a plug-in connection	when unlocked: approx. 20 ... 70 N (depending on pole number)
Number of mating cycles	200, without resistive load
Connection type	Socket - Plug
Type of pre-assembled cable	Interconnecting cable
Cable type	H05Z1Z1-F 5G1.5
Protection type	IP20; When mated: IP2xC (These compact connectors are not designed for use in open, easily accessible areas!)

## Plug-in connection

Mismating protection	Yes
Note on mismating protection	All <i>WINSTA</i> ® components are 100% protected against mismating when: a.) plugging different numbers of poles b.) plugging while rotated 180 c.) plugging while laterally staggered d.) plugging one pole
Locking lever	Can be retrofitted
Locking of plug-in connection	Locking lever
Note on locking system	All connectors for mounted installations (snap-in versions for lighting fixtures or devices, all types of PCB and distribution connectors) are factory-equipped with locking levers to ensure plugs and sockets are securely locked. Additional locking levers are only required for flying leads (plug/socket).

### Material data

Note (material data)	<a href="#">Information on material specifications can be found here</a>
Color	blue
Insulation material (main housing)	Polyamide (PA66)
Flammability class per UL94	V0
Fire class per EN 50575	B2 <sub>ca</sub>
Contact material	Copper or copper alloy; surface-treated
Contact Plating	Tin
Fire load	1.091 MJ
Connector color	blue
Strain relief color	white
Sheathed cable color	white
Printing color of sheathed cable	black
Halogen-free	Yes
Silicon-free	Yes
Sheath material	Halogen-free
Rubber cable	No
Weight	837 g
Copper weight of the raw cable	0.072 kg/m

### Environmental requirements

Processing temperature	-5 ... +40 °C
Continuous operating temperature	-35 ... +85 °C
Note on continuous operating temperature	Cable for temperatures ≤ 70 °C (including halogen-free) Insulating parts for temperatures ≤ 105 °C

### Commercial data

PU (SPU)	1 pcs
Packaging type	unpacked
Country of origin	DE
GTIN	4066966221411
Customs tariff number	85444290900

### Product Classification

UNSPSC	26121629
ETIM 9.0	EC002587
ETIM 10.0	EC002587
ECCN	NO US CLASSIFICATION

### Environmental Product Compliance

RoHS Compliance Status	Compliant, No Exemption
------------------------	-------------------------

**Downloads**

**Environmental Product Compliance**

Compliance Search

Environmental Product Compliance 





771-9285/016-502

**1 Compatible Products**

**1.1 Required Accessories**

**1.1.1 Locking system**





**1.1.1.1 Locking system**

			
<p><a href="#">Item No.: 770-101</a> Locking lever; for flying leads; for manual operation; black</p>	<p><a href="#">Item No.: 770-121</a> Locking lever; for flying leads; for manual operation; white</p>	<p><a href="#">Item No.: 770-111</a> Locking lever; for flying leads; for tool operation; black</p>	<p><a href="#">Item No.: 770-131</a> Locking lever; for flying leads; for tool operation; white</p>

**1.2 Optional Accessories**


**1.2.1 Cover**

**1.2.1.1 Cover**

			
<p><a href="#">Item No.: 770-201</a> Lockout cap; 12-pole, separable; for sockets; Plastic; black</p>	<p><a href="#">Item No.: 770-221</a> Lockout cap; 12-pole, separable; for sockets; Plastic; white</p>	<p><a href="#">Item No.: 770-360</a> Lockout cap; for plugs; 5-pole; separable; yellow</p>	<p><a href="#">Item No.: 897-2005</a> Protective cap; Type4; for sockets and plugs; PVC; red</p>

**1.2.2 Installation**







**1.2.2.1 Mounting accessories**



[Item No.: 770-310](#)  
Mounting carrier; 2- to 5-pole; for flying leads; black

**1.2.3 Marking**

**1.2.3.1 Marker**

			
<p><a href="#">Item No.: 770-450/000-006</a> Marker card; Plastic; blue</p>	<p><a href="#">Item No.: 770-450/000-001</a> Marker card; Plastic; green</p>	<p><a href="#">Item No.: 770-450/000-012</a> Marker card; Plastic; orange</p>	<p><a href="#">Item No.: 770-450/000-005</a> Marker card; Plastic; red</p>
			
<p><a href="#">Item No.: 770-450</a> Marker card; Plastic; white</p>	<p><a href="#">Item No.: 770-450/000-002</a> Marker card; Plastic; yellow</p>		

### 1.2.3.2 Marking strip



**Item No.: 210-334**

Marking strips; as a DIN A4 sheet; Strip width 5 mm; Strip length 182 mm; plain; Self-adhesive; white