

## Data Sheet | Item Number: 771-9285/216-602

pre-assembled connecting cable; B2ca; Plug/open-ended; 5-pole; Cod. I; H05Z1Z1-F 5G 1.5 mm<sup>2</sup>; 6 m; 1,50 mm<sup>2</sup>; blue

<https://www.wago.com/771-9285/216-602>



Color: ■ blue



Dimensions in mm

### Cable assembly WINSTA® MIDI with protection type IP20

The WINSTA® MIDI cable assembly rated current 16 A supports fast, reliable installation. The pluggable installation connectors with spring pressure connection technology function completely without screw connections. They allow fast, efficient, error-free installation in a large number of possible uses. The mechanical coding and color coding of the pluggable installation connector ensure error-free installation of the individual components – including protection against mismatching. The pluggable installation connector is protected in accordance with protection type IP20 (When mated: IP2xC (These compact connectors are not designed for use in open, easily accessible areas!)). That results in the fact that users' fingers will never come into contact with energised elements. Controlled lighting equipment, as implemented with the DALI standard, for instance, is the main application of WINSTA® MIDI pluggable installation connectors with I coding. The WINSTA® MIDI Pluggable Connection System with Push-in CAGE CLAMP® spring pressure connection technology facilitates exemplary electrification. Due to the built-in test slot, connections can be checked even when they are plugged in. This saves time, labor, and money. If you need to satisfy stricter safety standards, you should use cables with fire class B2. These are suitable for use in buildings with very high demands on safety. In the production of this cable assembly, halogens were deliberately omitted. This is an important contribution to environmental protection.

### Pluggable connections instead of screw connections – cable assemblies from WAGO

The cable assembly is provided with a plug and a free end. The WINSTA® Pluggable Connection System is perfectly tailored to the strict requirements of building installation. It makes electrical installation pluggable, and thus faster, even more reliable, and error-free. Use of this pre-assembled system decreases time spent on assembly and errors during installation at the construction site. Choose durability and quality – with strain relief hosting from WAGO makes the installation of electrical components noticeably easier.

- protection against mismatching eliminates errors
- pre-assembled versions
- for intelligent, easy lighting installation
- custom-engineered solutions
- quick replacement of defective units during ongoing operation

## Notes

Note Cables with a different fire class can be found in the eShop.

## Electrical data

| Ratings per                     | IEC/EN 60664-1 |     |    | General information        |  |
|---------------------------------|----------------|-----|----|----------------------------|--|
| Overvoltage category            | III            | III | II | Note on contact resistance | approx. 1 mΩ of contact resistance<br>approx. 0.25 mΩ contact transition plug/<br>socket |
| Pollution degree                | 3              | 2   | 2  |                            |  |
| Nominal voltage                 | 400 V          | -   | -  |                            |  |
| Rated impulse withstand voltage | 6 kV           | -   | -  |                            |  |
| Rated current                   | 16 A           | -   | -  |                            |  |

## Connection Data

|                            |                           |                                 |                     |
|----------------------------|---------------------------|---------------------------------|---------------------|
| Total number of potentials | 5                         | <b>Connection 1</b>             |                     |
| PE function                | Preceding PE contact      | Strip length                    | 9 mm / 0.35 inches  |
| Conductor preparation      | ultrasonically tip-bonded | Pole number                     | 5                   |
|                            |                           | Wire cross-section              | 1.5 mm <sup>2</sup> |
|                            |                           | Strip length (outer insulation) | 55 mm               |
|                            |                           | Connection type                 | Plug - free end     |

## Physical data

|              |                         |
|--------------|-------------------------|
| Pin spacing  | 10 mm / 0.394 inches    |
| Width        | 47 mm / 1.85 inches     |
| Height       | 15.38 mm / 0.606 inches |
| Total length | 6 m                     |

## Mechanical data

|   |   |
|---|---|
| Use                                     | DALI, Lighting Management   |
| Coding                                  | I   |
| Variable coding                         | No  |
| Marking                                 | N ⊕ L DA- DA+   |
| Potential marking                       | N ⊕ L DA- DA+   |
| Mating force of a plug-in connection    | approx. 20 ... 70 N (depending on pole number)  |
| Retention force of a plug-in connection | when locked: > 80N  |
| Unmating force of a plug-in connection  | when unlocked: approx. 20 ... 70 N (depending on pole number)   |
| Number of mating cycles                 | 200, without resistive load   |
| Connection type                         | Plug - free end   |
| Type of pre-assembled cable             | Connecting cable  |
| Cable type                              | H05Z1Z1-F 5G1.5   |
| Protection type                         | IP20; When mated: IP2xC (These compact connectors are not designed for use in open, easily accessible areas!) |

### Plug-in connection

|                               |  |
|-------------------------------|--|
| Mismating protection          | Yes  |
| Note on mismating protection  | All WINSTA® components are 100% protected against mismating when:<br>a.) plugging different numbers of poles<br>b.) plugging while rotated 180<br>c.) plugging while laterally staggered<br>d.) plugging one pole  |
| Locking lever                 | Can be retrofitted   |
| Locking of plug-in connection | Locking lever  |
| Note on locking system        | All connectors for mounted installations (snap-in versions for lighting fixtures or devices, all types of PCB and distribution connectors) are factory-equipped with locking levers to ensure plugs and sockets are securely locked. Additional locking levers are only required for flying leads (plug/socket). |

### Material data

|                                    |  |
|------------------------------------|--|
| Note (material data)               | <a href="#">Information on material specifications can be found here</a> |
| Color                              | blue   |
| Insulation material (main housing) | Polyamide (PA66)   |
| Flammability class per UL94        | V0   |
| Fire class per EN 50575            | B2 <sub>ca</sub>   |
| Contact material                   | Copper or copper alloy; surface-treated                                  |
| Contact Plating                    | Tin  |
| Fire load                          | 0.558 MJ   |
| Connector color                    | blue   |
| Strain relief color                | white  |
| Sheathed cable color               | white  |
| Printing color of sheathed cable   | black  |
| Halogen-free                       | Yes  |
| Silicon-free                       | Yes  |
| Sheath material                    | Halogen-free   |
| Rubber cable                       | No   |
| Weight                             | 978.3 g  |
| Copper weight of the raw cable     | 0.072 kg/m   |

### Environmental requirements

|  |   |
|--|---|
| Processing temperature                   | -5 ... +40 °C   |
| Continuous operating temperature         | -35 ... +85 °C  |
| Note on continuous operating temperature | Cable for temperatures ≤ 70 °C (including halogen-free)<br>Insulating parts for temperatures ≤ 105 °C |

### Commercial data

|                       |               |
|-----------------------|---------------|
| PU (SPU)              | 1 pcs         |
| Packaging type        | unpacked      |
| Country of origin     | DE            |
| GTIN                  | 4066966223354 |
| Customs tariff number | 85444290900   |

**Product Classification**


|           |                      |
|-----------|----------------------|
| UNSPSC    | 26121629             |
| ETIM 9.0  | EC002587             |
| ETIM 10.0 | EC002587             |
| ECCN      | NO US CLASSIFICATION |

**Environmental Product Compliance**

|                        |                         |
|------------------------|-------------------------|
| RoHS Compliance Status | Compliant, No Exemption |
|------------------------|-------------------------|

**Downloads**

**Environmental Product Compliance**





|  |
|--|
| Compliance Search  |
| Environmental Product Compliance<br>771-9285/216-602  |

**1 Compatible Products**

**1.1 Required Accessories**

**1.1.1 Locking system**



**1.1.1.1 Locking system**

|   |   |   |   |
|---|---|---|---|
|                |                |             |            |
| <a href="#">Item No.: 770-101</a><br>Locking lever; for flying leads; for manual operation; black | <a href="#">Item No.: 770-121</a><br>Locking lever; for flying leads; for manual operation; white | <a href="#">Item No.: 770-111</a><br>Locking lever; for flying leads; for tool operation; black | <a href="#">Item No.: 770-131</a><br>Locking lever; for flying leads; for tool operation; white |

**1.2 Optional Accessories**


**1.2.1 Cover**

**1.2.1.1 Cover**

|  |  |
|--|--|
|     |           |
| <a href="#">Item No.: 770-360</a><br>Lockout cap; for plugs; 5-pole; separable; yellow | <a href="#">Item No.: 897-2005</a><br>Protective cap; Type4; for sockets and plugs; PVC; red |

**1.2.2 Installation**

**1.2.2.1 Mounting accessories**

|  |
|--|
|           |
| <a href="#">Item No.: 770-310</a><br>Mounting carrier; 2- to 5-pole; for flying leads; black |

### 1.2.3 Marking

#### 1.2.3.1 Marker



[Item No.: 770-450/000-006](#)  
Marker card; Plastic; blue



[Item No.: 770-450/000-001](#)  
Marker card; Plastic; green



[Item No.: 770-450/000-012](#)  
Marker card; Plastic; orange



[Item No.: 770-450/000-005](#)  
Marker card; Plastic; red



[Item No.: 770-450](#)  
Marker card; Plastic; white



[Item No.: 770-450/000-002](#)  
Marker card; Plastic; yellow

#### 1.2.3.2 Marking strip



[Item No.: 210-334](#)  
Marking strips; as a DIN A4 sheet; Strip width 5 mm; Strip length 182 mm; plain; Self-adhesive; white