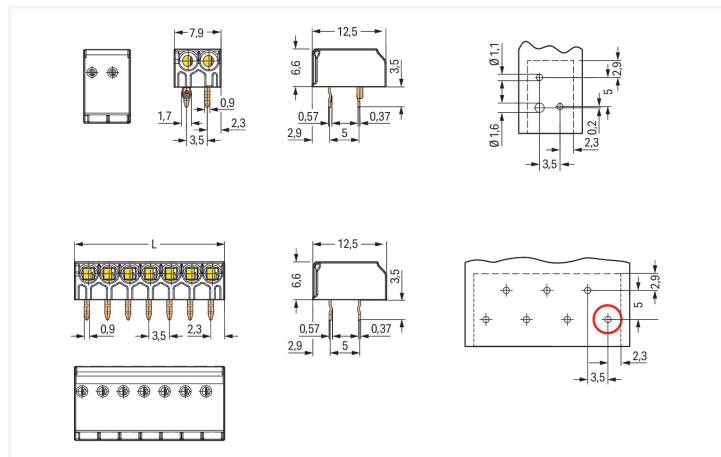


Data Sheet | Item Number: 744-304/000-007

PCB terminal block; 1.5 mm²; Pin spacing 3.5 mm; 4-pole; PUSH WIRE®; gray

<https://www.wago.com/744-304/000-007>



Color: ■ gray

Similar to illustration

Dimensions in mm

Two-pole version with additional anti-rotating pin
For 3 poles and more, L = (pole no. x pin spacing) + 0.9 mm
First solder pin, front right (red circle)

PCB terminal block, 744 Series, gray

Our PCB terminal block (item number 744-304/000-007) makes connecting wires quick and easy. You can count on trusted safety with these PCB terminal blocks, perfect for a host of applications when designing your devices. Ensure that the strip lengths are between 8 and 9 mm when connecting conductors to this PCB terminal block. This product features one conductor terminal and utilizes PUSH WIRE®. Our tried-and-tested PUSH WIRE® connection offers the fastest method for clamping conductors. It utilizes the conductor's stiffness to overcome the clamping spring's contact force. The dimensions are (14.9 x 10.1 x 12.5) mm (width x height x depth). This PCB terminal block is suitable for conductor cross sections ranging from 0.5 mm² to 1.5 mm².

The contact surface is coated with tin. An operating tool is used to operate this PCB terminal block. The PCB terminal block is designed for THT soldering. Insert the conductor into the board at an angle of 0°.

Electrical data

Ratings per	IEC/EN 60664-1		
Overvoltage category	III	III	II
Pollution degree	3	2	2
Nominal voltage	250 V	320 V	630 V
Rated impulse withstand voltage	4 kV	4 kV	4 kV
Rated current	3 A	3 A	3 A

Approvals per	UL 1059		
Use group	B	C	D
Rated voltage	300 V	-	300 V
Rated current	6 A	-	6 A

Connection Data

Clamping units	4
Total number of potentials	4
Number of connection types	1
Number of levels	1

Connection 1	
Connection technology	PUSH WIRE®
Actuation type	Operating tool
Solid conductor	0.5 ... 1.5 mm ² / 20 ... 16 AWG
Strip length	8 ... 9 mm / 0.31 ... 0.35 inches
Conductor connection direction to PCB	0°
Pole number	4

Physical data

Pin spacing	3.5 mm / 0.138 inches
Width	14.9 mm / 0.587 inches
Height	10.1 mm / 0.398 inches
Height from the surface	6.6 mm / 0.26 inches
Depth	12.5 mm / 0.492 inches
Solder pin length	3.5 mm
Solder pin dimensions	0.35 x 0.9 mm
!	1.1 ^(+0.1) mm

PCB contact

PCB contact	THT
Solder pin arrangement	over the entire terminal strip (staggered)
Number of solder pins per potential	1

Material data

Note (material data)	Information on material specifications can be found here
Color	gray
Material group	I
Insulation material (main housing)	Polyamide (PA66)
Flammability class per UL94	V0
Clamping spring material	Copper alloy
Contact Plating	Tin
Fire load	0.021 MJ
Weight	1.1 g

Environmental requirements

Limit temperature range	-60 ... +105 °C
-------------------------	-----------------

Commercial data

PU (SPU)	800 pcs
Packaging type	Box
Country of origin	CH
GTIN	4055143342605
Customs tariff number	85369010000

Product Classification

UNSPSC	39121409
eCl@ss 10.0	27-44-04-01
eCl@ss 9.0	27-44-04-01
ETIM 9.0	EC002643
ETIM 10.0	EC002643
ECCN	NO US CLASSIFICATION

Environmental Product Compliance

RoHS Compliance Status	Compliant, No Exemption
------------------------	-------------------------

Approvals / Certificates


General approvals



Approval	Standard	Certificate Name
UL Underwriters Laboratories Inc.	UL 1059	E45172

Downloads


Environmental Product Compliance


Compliance Search
Environmental Product Compliance 744-304/000-007 

Documentation

Additional Information			
Technical Section	03.04.2019	pdf 2027.26 KB	


CAD/CAE-Data

CAD data
2D/3D Models 744-304/000-007 

CAE data
ZUKEN Portal 744-304/000-007 

PCB Design

Symbol and Footprint via SamacSys 744-304/000-007 

Symbol and Footprint via Ultra Librarian 744-304/000-007 
--

1 Compatible Products

1.1 Optional Accessories

1.1.1 Tool

1.1.1.1 Operating tool



Item No.: 206-841

Disconnection tool; for 744 Series; multi-coloured

Installation Notes

Conductor termination



Inserting a conductor via push-in termination.

Conductor removal



Removing a conductor via 1.0 mm Ø disconnection tool (206-841).