

## Data Sheet | Item Number: 771-9385/266-302

pre-assembled connecting cable; Cca; Plug/open-ended; 5-pole; Cod. I; H05Z1Z1-F  
5G 1.5 mm<sup>2</sup>; 3 m; 1,50 mm<sup>2</sup>; blue

<https://www.wago.com/771-9385/266-302>



Color: ■ blue



Dimensions in mm

### Cable assembly WINSTA® MIDI with strain relief

Use effective pluggable connections instead of laborious screw connections: With the WINSTA® MIDI cable assembly with protection type IP20. On PCBs, in control cabinets or for connecting lights – pluggable installation connectors from WAGO allow you to establish connections according to an enormous variety of requirements in no time flat. The color coding and mechanical coding of the pluggable installation connector ensure error-free installation of the individual components – including protection against mismatching. The pluggable installation connector offers touch-proof protection with live components in accordance with protection type IP20 (When mated: IP2xC (These compact connectors are not designed for use in open, easily accessible areas!)). WINSTA® MIDI pluggable installation connectors with I coding in blue are above all suitable for lighting management, for instance for the dimming function of DALI lights. Our WINSTA® MIDI product line offers maximum flexibility for the installation. With its Push-in CAGE CLAMP® spring pressure connection technology, it ensures time-saving, error-free installation and offers customization and flexibility for meeting an enormous variety of installation requirements. Mandatory compliance with fire protection regulations is an important issue for building installation. Especially in sensitive areas, the fire class must meet legal requirements. This product complies with the requirements of fire class C. In the production of this cable assembly, we eliminated the use of halogen. That is an important contribution to environmental protection.

### Fast, error-free assembly thanks to cable assemblies from WAGO

The cable is pre-assembled with a plug and a free end. The WINSTA® Pluggable Connection System allows pluggable electrical installation. This saves time, lowers costs, and reduces the need for servicing. Now you can also reduce installation expenses without compromising quality and safety: with marking eliminates the need for servicing and prevents unnecessary downtime.

- protection against mismatching eliminates errors
- simple circuits
- for intelligent, easy lighting installation
- exact dimensions
- quick replacement of defective units during ongoing operation

## Notes

Note Cables with a different fire class can be found in the eShop.

## Electrical data

Ratings per	IEC/EN 60664-1			General information	
Overvoltage category	III	III	II	Note on contact resistance	approx. 1 mΩ of contact resistance approx. 0.25 mΩ contact transition plug/ socket
Pollution degree	3	2	2		
Nominal voltage	400 V	-	-		
Rated impulse withstand voltage	6 kV	-	-		
Rated current	16 A	-	-		

## Connection Data

Total number of potentials	5	<b>Connection 1</b>	
PE function	Preceding PE contact	Strip length	9 mm / 0.35 inches
Conductor preparation	ultrasonically tip-bonded	Pole number	5
		Wire cross-section	1.5 mm <sup>2</sup>
		Strip length (outer insulation)	55 mm
		Connection type	Plug - free end

## Physical data

Pin spacing	10 mm / 0.394 inches
Width	47 mm / 1.85 inches
Height	15.38 mm / 0.606 inches
Total length	3 m

## Mechanical data

Use	DALI, Lighting Management
Coding	I
Variable coding	No
Marking	N ⊕ L DA- DA+
Potential marking	N ⊕ L DA- DA+
Mating force of a plug-in connection	approx. 20 ... 70 N (depending on pole number)
Retention force of a plug-in connection	when locked: > 80N
Unmating force of a plug-in connection	when unlocked: approx. 20 ... 70 N (depending on pole number)
Number of mating cycles	200, without resistive load
Connection type	Plug - free end
Type of pre-assembled cable	Connecting cable
Cable type	H05Z1Z1-F 5G1.5
Protection type	IP20; When mated: IP2xC (These compact connectors are not designed for use in open, easily accessible areas!)

### Plug-in connection

Mismating protection	Yes
Note on mismating protection	All WINSTA® components are 100% protected against mismating when: a.) plugging different numbers of poles b.) plugging while rotated 180 c.) plugging while laterally staggered d.) plugging one pole
Locking lever	Can be retrofitted
Locking of plug-in connection	Locking lever
Note on locking system	All connectors for mounted installations (snap-in versions for lighting fixtures or devices, all types of PCB and distribution connectors) are factory-equipped with locking levers to ensure plugs and sockets are securely locked. Additional locking levers are only required for flying leads (plug/socket).

### Material data

Note (material data)	<a href="#">Information on material specifications can be found here</a>
Color	blue
Insulation material (main housing)	Polyamide (PA66)
Flammability class per UL94	V0
Fire class per EN 50575	C <sub>ca</sub>
Contact material	Copper or copper alloy; surface-treated
Contact Plating	Tin
Fire load	0.558 MJ
Connector color	blue
Strain relief color	white
Sheathed cable color	white
Printing color of sheathed cable	black
Halogen-free	Yes
Silicon-free	Yes
Sheath material	Halogen-free
Rubber cable	No
Weight	498.3 g
Copper weight of the raw cable	0.072 kg/m

### Environmental requirements

Processing temperature	-5 ... +40 °C
Continuous operating temperature	-35 ... +85 °C
Note on continuous operating temperature	Cable for temperatures ≤ 70 °C (including halogen-free) Insulating parts for temperatures ≤ 105 °C

### Commercial data

PU (SPU)	1 pcs
Packaging type	unpacked
Country of origin	DE
GTIN	4066966225105
Customs tariff number	85444290900

**Product Classification**


UNSPSC	26121629
ETIM 9.0	EC002587
ETIM 10.0	EC002587
ECCN	NO US CLASSIFICATION

**Environmental Product Compliance**

RoHS Compliance Status	Compliant, No Exemption
------------------------	-------------------------

**Downloads**

**Environmental Product Compliance**





Compliance Search
Environmental Product Compliance 771-9385/266-302 

**1 Compatible Products**

**1.1 Required Accessories**

**1.1.1 Locking system**



**1.1.1.1 Locking system**

			
<a href="#">Item No.: 770-101</a> Locking lever; for flying leads; for manual operation; black	<a href="#">Item No.: 770-121</a> Locking lever; for flying leads; for manual operation; white	<a href="#">Item No.: 770-111</a> Locking lever; for flying leads; for tool operation; black	<a href="#">Item No.: 770-131</a> Locking lever; for flying leads; for tool operation; white

**1.2 Optional Accessories**


**1.2.1 Cover**

**1.2.1.1 Cover**

	
<a href="#">Item No.: 770-360</a> Lockout cap; for plugs; 5-pole; separable; yellow	<a href="#">Item No.: 897-2005</a> Protective cap; Type4; for sockets and plugs; PVC; red

**1.2.2 Installation**

**1.2.2.1 Mounting accessories**


<a href="#">Item No.: 770-310</a> Mounting carrier; 2- to 5-pole; for flying leads; black

### 1.2.3 Marking

#### 1.2.3.1 Marker



[Item No.: 770-450/000-006](#)  
Marker card; Plastic; blue



[Item No.: 770-450/000-001](#)  
Marker card; Plastic; green



[Item No.: 770-450/000-012](#)  
Marker card; Plastic; orange



[Item No.: 770-450/000-005](#)  
Marker card; Plastic; red



[Item No.: 770-450](#)  
Marker card; Plastic; white



[Item No.: 770-450/000-002](#)  
Marker card; Plastic; yellow

#### 1.2.3.2 Marking strip



[Item No.: 210-334](#)  
Marking strips; as a DIN A4 sheet; Strip width 5 mm; Strip length 182 mm; plain; Self-adhesive; white