

## Data Sheet | Item Number: 771-9395/266-401

pre-assembled connecting cable; Cca; Plug/open-ended; 5-pole; Cod. A; H05Z1Z1-F 5G 1.5 mm<sup>2</sup>; 4 m; 1,50 mm<sup>2</sup>; black

<https://www.wago.com/771-9395/266-401>



Color: ■ black



Dimensions in mm

### Cable assembly WINSTA® MIDI 5-pole

The WINSTA® MIDI cable assembly A coding supports fast, reliable installation. WAGO pluggable installation connectors can be used when criteria repeat or are planned on a defined grid, for example for installing grid lighting or flush-mount lighting. For greater security in electrical installations, the pluggable installation connector is equipped with mechanical protection against mismatching. The pluggable installation connector is protected in accordance with protection type IP20 (When mated: IP2xC (These compact connectors are not designed for use in open, easily accessible areas!)). This means that users' fingers will never come into contact with live contact elements. Thanks to the color coding and mechanical A coding of WINSTA® MIDI pluggable installation connectors, you can clearly distinguish different circuits. The WINSTA® MIDI Pluggable Connection System with Push-in CAGE CLAMP® spring pressure connection technology facilitates safe electrification. Thanks to the built-in test slot, connections can be checked even when they are plugged in. That saves time and reduces installation labor and costs. If you need to satisfy stricter safety standards, you should use cables with fire class C. These are suitable for use in buildings with particularly high demands on safety. Not using halogen additives in the manufacture of this cable assembly substantially improves fire safety and minimises environmental contamination.

### Fast, secure pluggable connections – cable assemblies from WAGO

The cable assembly is provided with a plug and a free end. The WINSTA® Pluggable Connection System is ideally tailored to the very strict requirements of building installation. It makes electrical installation pluggable, and consequently faster, even more reliable, and error-free. Using this pre-assembled system reduces assembly times and installation errors at the construction site. Now you can also cut installation costs without compromising quality and safety: with protection against mismatching eliminates the need for servicing and prevents unnecessary downtime.

- pluggable installation connectors with protection against mismatching
- simple circuits
- with A coding for a great number of uses
- exact dimensions
- convenient installation and commissioning

## Notes

Note Cables with a different fire class can be found in the eShop.

## Electrical data

Ratings per	IEC/EN 60664-1			General information	
Overvoltage category	III	III	II	Note on contact resistance	approx. 1 mΩ of contact resistance approx. 0.25 mΩ contact transition plug/ socket
Pollution degree	3	2	2		
Nominal voltage	400 V	-	-		
Rated impulse withstand voltage	6 kV	-	-		
Rated current	16 A	-	-		

## Connection Data

Total number of potentials	5	<b>Connection 1</b>	
PE function	Preceding PE contact	Strip length	9 mm / 0.35 inches
Conductor preparation	ultrasonically tip-bonded	Pole number	5
		Wire cross-section	1.5 mm <sup>2</sup>
		Strip length (outer insulation)	55 mm
		Connection type	Plug - free end

## Physical data

Pin spacing	10 mm / 0.394 inches
Width	47 mm / 1.85 inches
Height	15.38 mm / 0.606 inches
Total length	4 m

## Mechanical data

Use	General mains applications
Coding	A
Variable coding	Yes
Marking	N ⊕ L1 L2 L3
Potential marking	N ⊕ L1 L2 L3
Mating force of a plug-in connection	approx. 20 ... 70 N (depending on pole number)
Retention force of a plug-in connection	when locked: > 80N
Unmating force of a plug-in connection	when unlocked: approx. 20 ... 70 N (depending on pole number)
Number of mating cycles	200, without resistive load
Connection type	Plug - free end
Type of pre-assembled cable	Connecting cable
Cable type	H05Z1Z1-F 5G1.5
Protection type	IP20; When mated: IP2xC (These compact connectors are not designed for use in open, easily accessible areas!)

### Plug-in connection

Mismating protection	Yes
Note on mismating protection	All WINSTA® components are 100% protected against mismating when: a.) plugging different numbers of poles b.) plugging while rotated 180 c.) plugging while laterally staggered d.) plugging one pole
Locking lever	Can be retrofitted
Locking of plug-in connection	Locking lever
Note on locking system	All connectors for mounted installations (snap-in versions for lighting fixtures or devices, all types of PCB and distribution connectors) are factory-equipped with locking levers to ensure plugs and sockets are securely locked. Additional locking levers are only required for flying leads (plug/socket).

### Material data

Note (material data)	<a href="#">Information on material specifications can be found here</a>
Color	black
Insulation material (main housing)	Polyamide (PA66)
Fire class per EN 50575	C <sub>ca</sub>
Contact material	Copper or copper alloy; surface-treated
Contact Plating	Tin
Fire load	59.352 MJ
Connector color	black
Strain relief color	black
Sheathed cable color	black
Printing color of sheathed cable	white
Halogen-free	Yes
Silicon-free	Yes
Sheath material	Halogen-free
Rubber cable	No
Weight	719.3 g
Copper weight of the raw cable	0.072 kg/m

### Environmental requirements

Processing temperature	-5 ... +40 °C
Continuous operating temperature	-35 ... +85 °C
Note on continuous operating temperature	Cable for temperatures ≤ 70 °C (including halogen-free) Insulating parts for temperatures ≤ 105 °C

### Commercial data

PU (SPU)	1 pcs
Packaging type	unpacked
Country of origin	DE
GTIN	4066966229219
Customs tariff number	85444290900

**Product Classification**

UNSPSC	26121629
ETIM 9.0	EC002587
ETIM 10.0	EC002587
ECCN	NO US CLASSIFICATION

**Environmental Product Compliance**

RoHS Compliance Status	Compliant, No Exemption
------------------------	-------------------------

**Downloads**

**Environmental Product Compliance**





Compliance Search
Environmental Product Compliance 771-9395/266-401 

**1 Compatible Products**

**1.1 Required Accessories**

**1.1.1 Locking system**



**1.1.1.1 Locking system**

			
<a href="#">Item No.: 770-101</a> Locking lever; for flying leads; for manual operation; black	<a href="#">Item No.: 770-121</a> Locking lever; for flying leads; for manual operation; white	<a href="#">Item No.: 770-111</a> Locking lever; for flying leads; for tool operation; black	<a href="#">Item No.: 770-131</a> Locking lever; for flying leads; for tool operation; white

**1.2 Optional Accessories**

**1.2.1 Cover**

**1.2.1.1 Cover**

	
<a href="#">Item No.: 770-360</a> Lockout cap; for plugs; 5-pole; separable; yellow	<a href="#">Item No.: 897-2005</a> Protective cap; Type4; for sockets and plugs; PVC; red

**1.2.2 Installation**

**1.2.2.1 Mounting accessories**


<a href="#">Item No.: 770-310</a> Mounting carrier; 2- to 5-pole; for flying leads; black

### 1.2.3 Marking

#### 1.2.3.1 Marker



[Item No.: 770-450/000-006](#)  
Marker card; Plastic; blue



[Item No.: 770-450/000-001](#)  
Marker card; Plastic; green



[Item No.: 770-450/000-012](#)  
Marker card; Plastic; orange



[Item No.: 770-450/000-005](#)  
Marker card; Plastic; red



[Item No.: 770-450](#)  
Marker card; Plastic; white



[Item No.: 770-450/000-002](#)  
Marker card; Plastic; yellow

#### 1.2.3.2 Marking strip



[Item No.: 210-334](#)  
Marking strips; as a DIN A4 sheet; Strip width 5 mm; Strip length 182 mm; plain; Self-adhesive; white