

# Productinformatieblad

Specificaties



## TeSys GV4 - Vermogensschakelaar - Magnetisch - 80A - 3P - EverLink

GV4L80B

EAN Code: 3606481309495

**Prijs: 297,50 EUR**

### Hoofd

range of product	Tesys GV4
range	Tesys deca
device short name	GV4L
product name	TeSys GV4
product or component type	Motor vermogensschakelaar
device application	Motorbeveiliging
trip unit technology	Magnetisch Elektronisch

### Complementair

poles description	3P
utilisation category	A conform aan IEC 60947-2 AC-3 conform aan IEC 60947-4-1
bedieningspositie	Eender welke positie
motorvermogen kW	37 kW bij 400...415 V AC 50/60 Hz 45 kW bij 500 V AC 50/60 Hz 55 kW bij 500 V AC 50/60 Hz 22 kW bij 400...415 V AC 50/60 Hz 30 kW bij 500 V AC 50/60 Hz 37 kW bij 660...690 V AC 50/60 Hz 45 kW bij 660...690 V AC 50/60 Hz 55 kW bij 660...690 V AC 50/60 Hz 30 kW bij 400...415 V AC 50/60 Hz 37 kW bij 500 V AC 50/60 Hz
breaking capacity	50 kA Icu bij 220...240 V AC 50/60 Hz conform aan IEC 60947-2 25 kA Icu bij 380...415 V AC 50/60 Hz conform aan IEC 60947-2 20 kA Icu bij 440 V AC 50/60 Hz conform aan IEC 60947-2 10 kA Icu bij 500 V AC 50/60 Hz conform aan IEC 60947-2
control type	Rotatiehendel
In toegekende stroomsterkte	80 A
magnetische uitschakelstroom	480...1120 A
Ue toegekende bedrijfspanning	690 V AC 50/60 Hz conform aan IEC 60947-2
Ui toegekende isolatiespanning	800 V AC 50/60 Hz conform aan IEC 60947-2
Ith conventionele thermische stroom in vrije lucht	115 A conform aan IEC 60947-4-1
Uimp nom. schokgolfspanning	8 kV conform aan IEC 60947-2
vermogensdissipatie per pool	6,1 W
mechanical durability	40000 cycles

De weergegeven prijs is de adviesprijs in euro excl. BTW. Deze kan onderhevig zijn aan korting. Neem contact op met uw lokale distributeur of detailhandel voor de daadwerkelijke prijs

<b>elektrische duurzaamheid</b>	14000 cycles voor AC-3 bij 440 V In/2 7000 cycles voor AC-3 bij 440 V In
<b>maximale bedrijfsfrequentie</b>	25 cyc/h
<b>nominale werking</b>	Continu conform aan IEC 60947-4-1
<b>aansluitingen - aansluitklemmen</b>	EverLink-batterij schroefconnectoren (bovenzijde) 1 kabel(s) 1,5...70 mm <sup>2</sup> - vast EverLink-batterij schroefconnectoren (bovenzijde) 1 kabel(s) 1,5...50 mm <sup>2</sup> - flexibel EverLink-batterij schroefconnectoren (onderzijde) 1 kabel(s) 2,5...95 mm <sup>2</sup> - vast EverLink-batterij schroefconnectoren (onderzijde) 1 kabel(s) 2,5...70 mm <sup>2</sup> - flexibel
<b>aanspanmoment</b>	9 N.m voor kabel 16...95 mm <sup>2</sup> 5 N.m voor kabel 1,5...10 mm <sup>2</sup>
<b>mechanische stevigheid</b>	Trillingen: +/- 1 mm 2...13,2 Hz conform aan IEC 60068-2-6 Trillingen: 0.7 gn 13,2...100 Hz conform aan IEC 60068-2-6 Schokken: 15 Gn 11 ms conform aan IEC 60068-2-27
<b>height</b>	155 mm
<b>width</b>	81 mm
<b>depth</b>	165 mm
<b>net weight</b>	1,65 kg
<b>colour</b>	Grijs (RAL 7016)
<b>suitability for isolation</b>	Ja conform aan IEC 60947-1

## Omgeving

<b>standards</b>	EN/IEC 60947-4-1 EN/IEC 60947-2
<b>product certifications</b>	IEC CCC EAC EU-RO MR
<b>weerbestedigheid</b>	conform aan IACS E10
<b>IK beschermingsgraad</b>	IK07 conform aan IEC 62262
<b>pollution degree</b>	3
<b>IP beschermingsgraad</b>	IP40 conform aan IEC 60529
<b>ambient air temperature for storage</b>	-50...85 °C
<b>vuurbestedigheid</b>	960 °C conform aan IEC 60695-2-11
<b>bedrijfshoogte</b>	5000 m
<b>ambient air temperature for operation</b>	-25...70 °C

## Verpakkingseenheid

<b>Unit Type of Package 1</b>	PCE
<b>Number of Units in Package 1</b>	1
<b>Package 1 Height</b>	10,500 cm
<b>Package 1 Width</b>	20,500 cm
<b>Package 1 Length</b>	22,000 cm
<b>Package 1 Weight</b>	1,834 kg
<b>Unit Type of Package 2</b>	S03
<b>Number of Units in Package 2</b>	3
<b>Package 2 Height</b>	30,000 cm

---

Package 2 Width	30,000 cm
-----------------	-----------

---

Package 2 Length	40,000 cm
------------------	-----------

---

Package 2 Weight	5,902 kg
------------------	----------

## contractuele waarborg

---

Garantie	18 months
----------	-----------

## Environmental Data

Schneider Electric wil tegen 2050 de Net Zero-status hebben bereikt via partnerschappen in de toeleveringsketen, materialen met een lagere impact en circulariteit via onze doorlopende campagne "Use Better, Use Longer, Use Again" om de levensduur van producten en de recycleerbaarheid te verlengen.

[Uitleg van Environmental Data](#) >

[Hoe evalueren we de duurzaamheid van producten?](#) >

### Milieuoetafdruk

Totale levenscyclus ecologische voetafdruk 114

Milieuprofiel van product (PEP) [Milieuprofiel van het product](#)

## Use Better

### Materialen en verpakking

Pakket met gerecycleerd karton Ja

Verpakkingen zonder kunststof Ja

[EU-richtlijn RoHS](#) Voldoet

SCIP-nummer 1b259a2c-3a3c-401a-acdd-f0837efd4018

REACH-regelgeving [REACH-verklaring](#)

Halogeenvrije status Product met halogeenvrije kunststof onderdelen

PVC-vrij Ja

## Use Again

### Herverpakken en herfabriceren

Circulair Profiel [Informatie over einde levensduur](#)

Terugname No

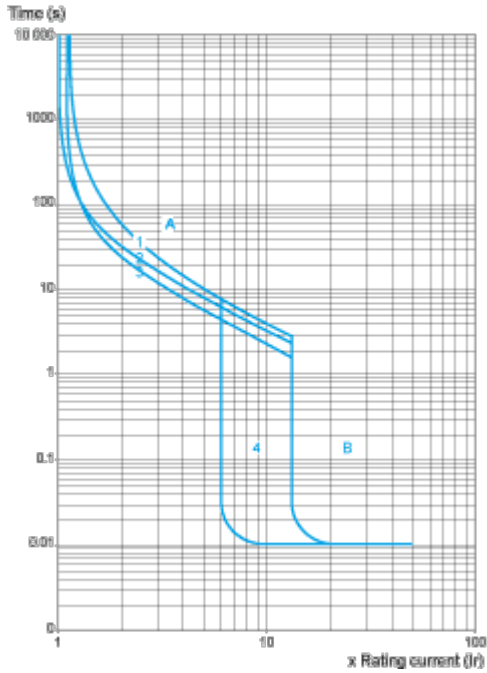
WEEE Label  Het product moet op markten van de Europese Unie worden afgevoerd volgens specifieke afvalinzamelingsregels en mag nooit in een gewone vuilnisbak terechtkomen.

Performance Curves

**Tripping Curves for GV4L and GV4LE Combined with Thermal Overload Relay LRD or LR9**

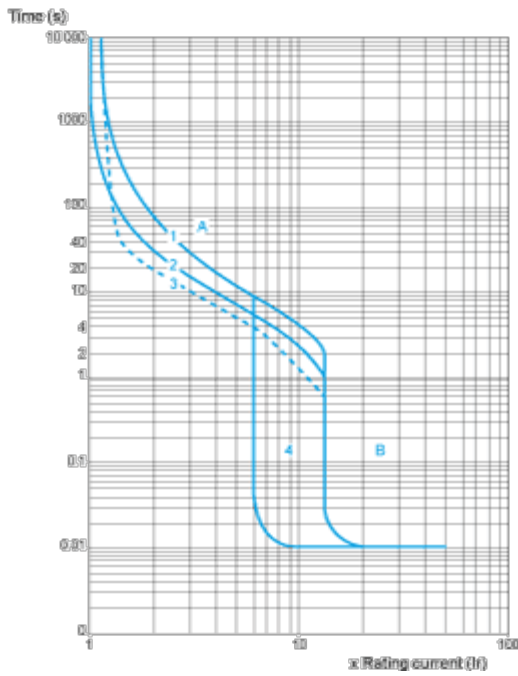
Average Operating Times at 20 °C Related to Multiples of the Setting Current

GV4L02 and GV4LE02 to 12 with LRD05 to LRD14, GV4L80 and GV4LE80 with LRD3363



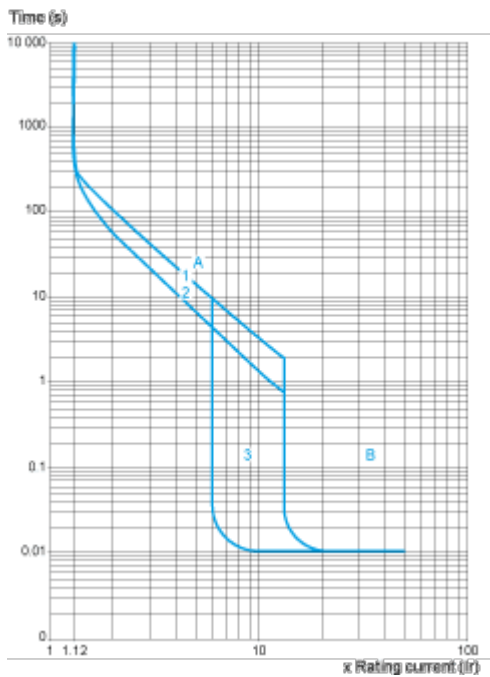
- 1 3 poles from cold state
- 2 2 poles from cold state
- 3 3 poles from hot state
- 4 6...14 Ir
- A Thermal overload relay protection zone
- B GV4L protection zone

GV4L25 and GV4LE25 with LRD 318, LRD325 GV4L50 AND GV4LE50 with LRD 332, LRD 340, LRD 350



- 1 3 poles from cold state
- 2 2 poles from cold state
- 3 3 poles from hot state
- 4 6...14 Ir
- A Thermal overload relay protection zone
- B GV4L protection zone

GV4L115 and GV4LE115 with Class 10 LR9F5367, LR9D5369 and Class 20 LR9D5567, LR9F5569

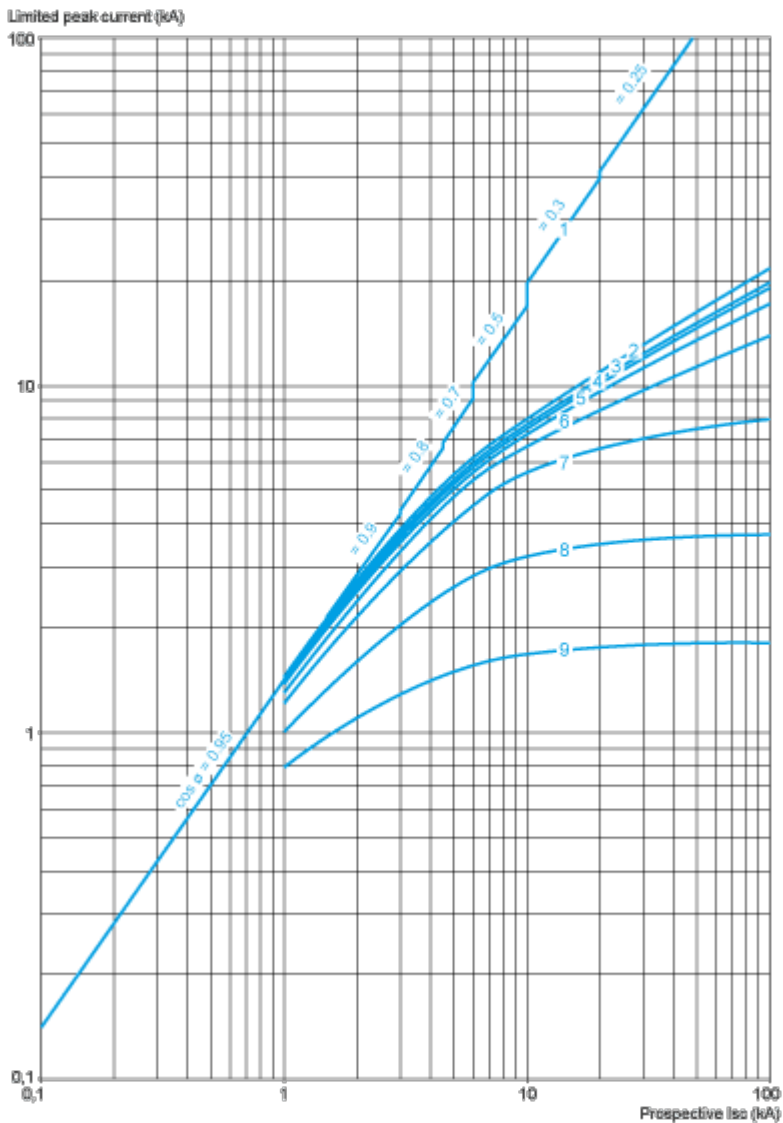


- 1 Cold state curve
- 2 Hot state curve
- 3 6...14 Ir

**Current Limitation on Short-Circuit for GV4L, GV4LE (3-Phase 400/415 V)**

**Dynamic Stress**

$I_{peak} = f(\text{prospective } I_{sc})$  at  $1.05 U_e = 435 \text{ V}$

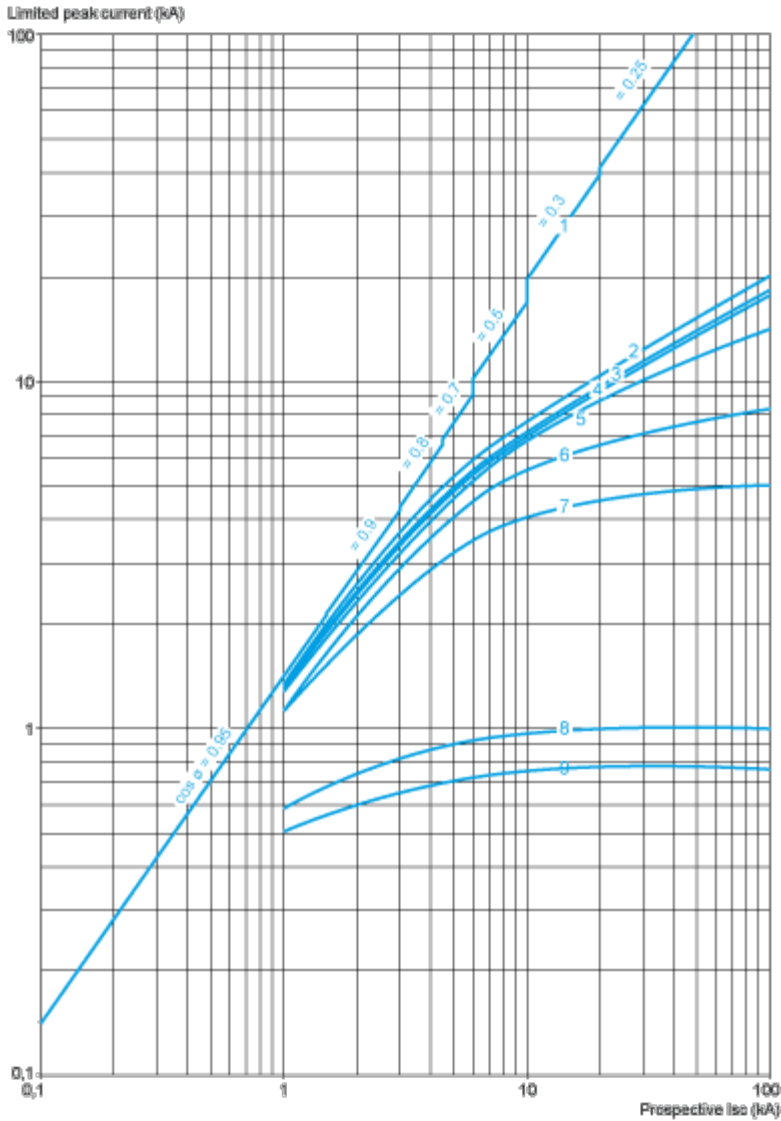


- 1 Maximum peak current
- 2 GV4L115
- 3 GV4L80
- 4 GV4L50
- 5 GV4L25
- 6 GV4L12
- 7 GV4L07
- 8 GV4L03
- 9 GV4L02

**Current Limitation on Short-Circuit for GV4L, GV4LE + Thermal Overload Relay LRD or LR9 (3-Phase 400/415 V)**

**Dynamic Stress**

$I_{peak} = f(\text{prospective } I_{sc})$  at  $1.05 U_e = 435 \text{ V}$

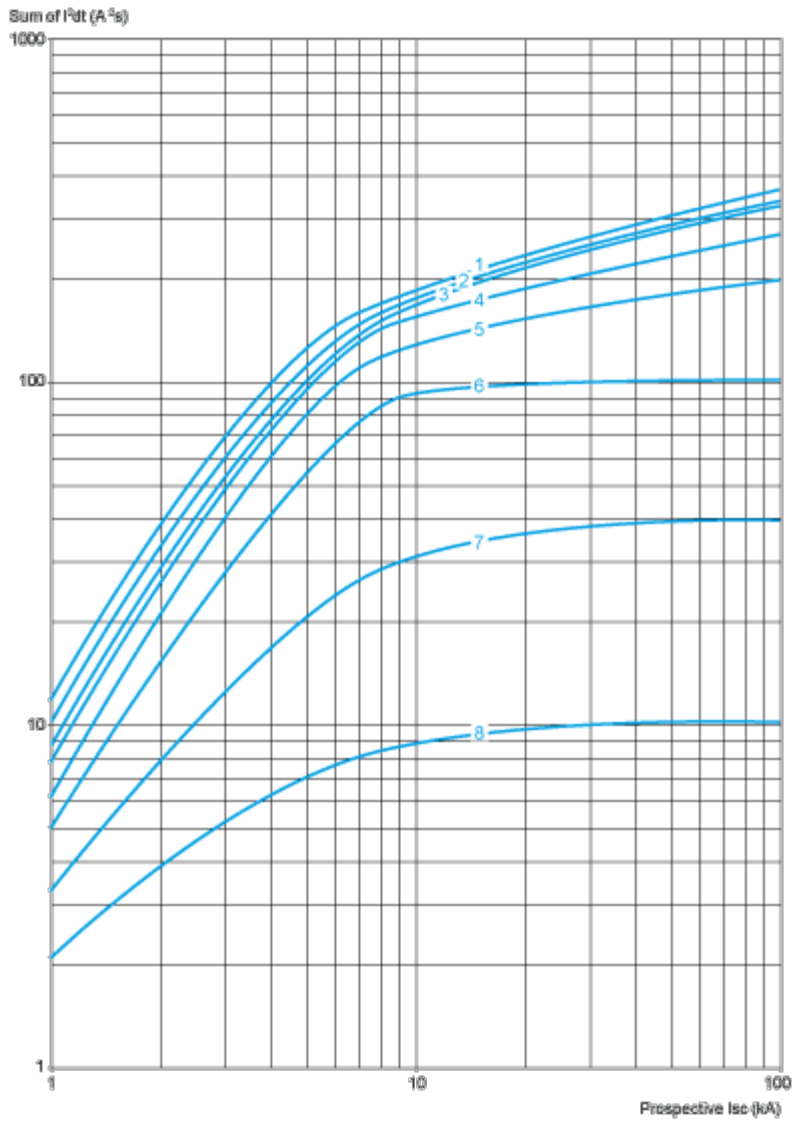


- 1 Maximum peak current
- 2 GV4L115 + LR9D5367 or LR9F5367
- 3 GV4L80 + LRD3361
- 4 GV4L50 + LRD340
- 5 GV4L25 + LRD325
- 6 GV4L12 + LRD313
- 7 GV4L07 + LRD12
- 8 GV4L03 + LRD07
- 9 GV4L02 + LRD07

**Thermal Limit on Short-Circuit for GV4L, GV4LE**

Thermal Limit in A<sup>2</sup>s

Sum of I<sup>2</sup>dt = f (prospective Isc) at 1.05 Ue = 435 V

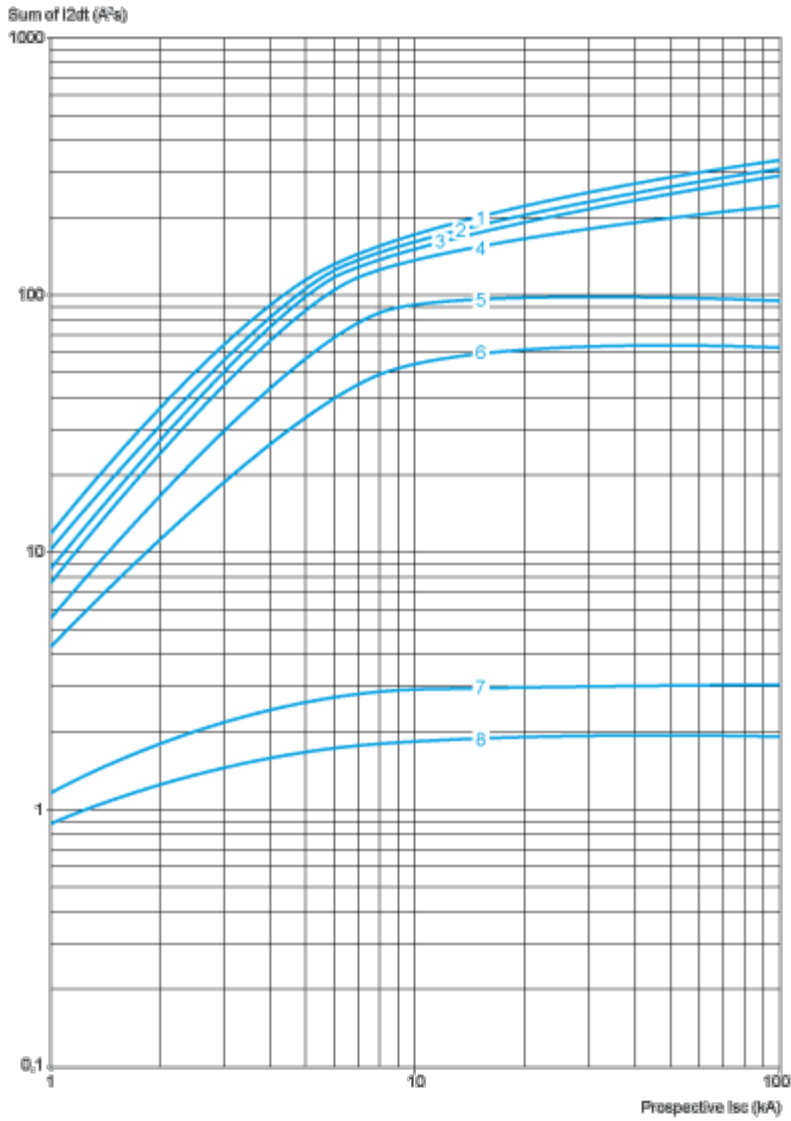


- 1 GV4L115
- 2 GV4L80
- 3 GV4L50
- 4 GV4L25
- 5 GV4L12
- 6 GV4L07
- 7 GV4L03
- 8 GV4L02

**Current Limitation on Short-Circuit for GV4L, GV4LE + Thermal Overload Relay LRD or LR9**

**Thermal Limit in kA in the Magnetic Operating Zone**

Sum of  $I^2dt = f$  (prospective  $I_{sc}$ ) at  $1.05 U_e = 435 V$

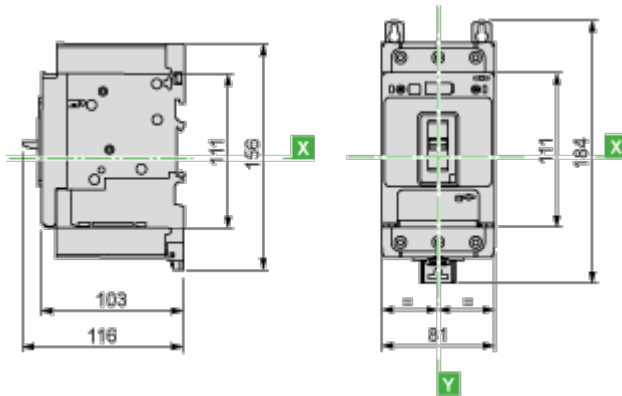


- 1 GV4L115 + LR9D5367 or LR9F5367
- 2 GV4L80 + LRD3361
- 3 GV4L50 + LRD340
- 4 GV4L25 + LRD325
- 5 GV4L12 + LRD313
- 6 GV4L07+ LRD12
- 7 GV4L03+ LRD07
- 8 GV4L02 + LRD07

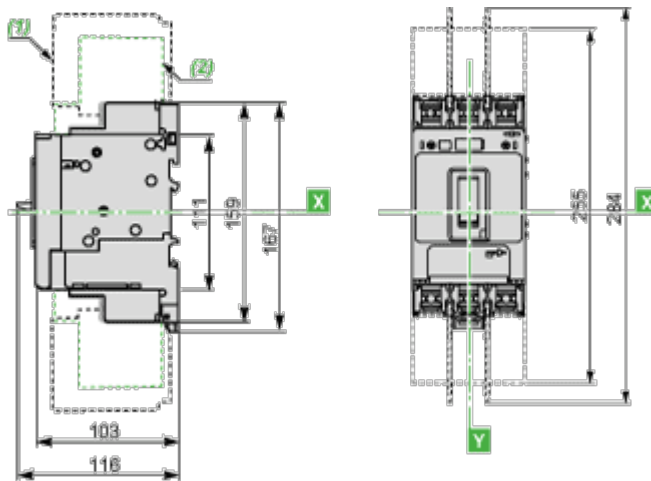
Dimensions Drawings

GV4 with Toggle: GV4LE, GV4PE, GV4PEM

With EverLink® Connector



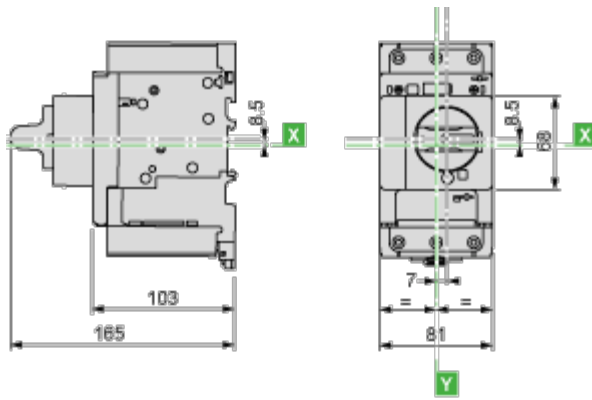
With Crimp Lug Connector



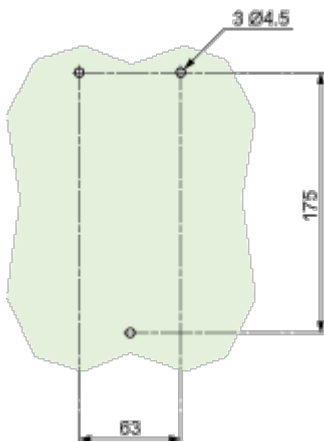
- (1) Interphases barriers
- (2) Long terminal shield

GV4 with Rotary Handle: GV4L, GV4P, or GV4LE, GV4PE, GV4PEM with GV4ADN01, GV4ADN02 Direct Mounting Rotary Handle

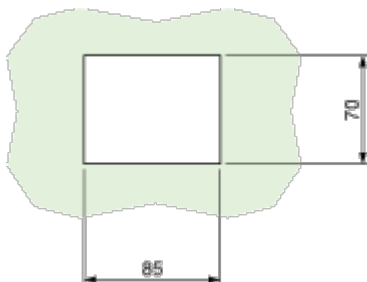
Dimensions



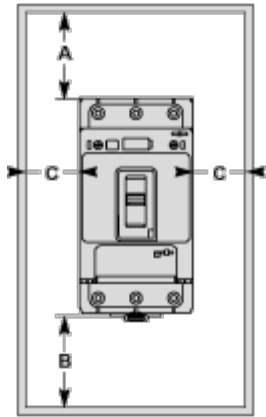
**GV4L, GV4P, GV4LE, GV4PE, GV4PEM**  
Panel Mounting with M4 Screws



**Door Cut-Out for Rotary Handle**



**Minimum Safety Clearance**



Toggle-type, rotary handle-type: identical clearance values.

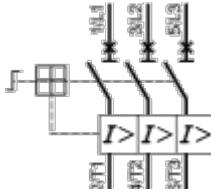
Safety Clearance (mm)						
	Painted Sheet Metal			Bare Sheet Metal		
	A	B	C	A	B	C
No accessory	30	0	0	40	0	5
Interphase barriers	0	0	0	0	0	5
Long terminal shield	0	0	0	0	0	5

Connections and Schema

---

Magnetic Motor Circuit Breakers

GV4L, GV4LE



Offer Marketing Illustration

Product benefits / Features

---

## TeSys Deca Motor Circuit Breakers



### Increase safety

Featuring EverLink technology, double rotary contact system, and Reflex tripping mechanism to ensure your operations run smoothly and securely.



### Improve efficiency

With a compact design, hassle-free installation with one-click spring terminal accessories, while easy monitoring with visible auxiliaries.



### Save time

Simple to specify, install and use for all applications and easy access to facilitate maintenance on site.



Offer Marketing Illustration

Product benefits / Features

---



Offer Marketing Illustration

Product benefits / Features

---

## TeSys Deca Motor Circuit Breakers

### Technical Benefits



- Combines a circuit breaker and overload relay in a single device.
- Gives great detection accuracy, as well as alarming and advanced protections for refs.
- Magnetic, electronic thermal-magnetic, or electronic thermal magnetic versions with advanced protection.
- Patented EverLink creep-compensating technology.
- Spring-based system ensures a long lasting connection.
- Electronic core for high-accuracy, wide settings, dual motor class 10/20.

Technical Illustration

Assembly's dimensions

---

