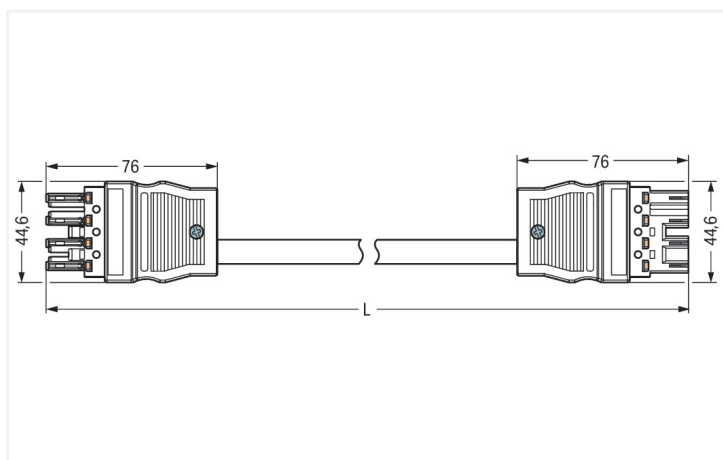




## Data Sheet | Item Number: 771-5002/2021-2001

pre-assembled interconnecting cable; Cca; Socket/plug; 4-pole; Cod. B; 20 m; 1,50 mm<sup>2</sup>

<https://www.wago.com/771-5002/2021-2001>



Dimensions in mm

### Cable assembly WINSTA® MIDI with protection against mismatching

Use effective pluggable connections instead of laborious screw connections: With the WINSTA® MIDI cable assembly with protection against mismatching. On PCBs, in control cabinets or for connecting lights – pluggable installation connectors from WAGO allow you to make connections according to many different requirements in seconds. The mechanical coding and color coding of the pluggable installation connector ensure error-free installation of the individual components – including protection against mismatching. The pluggable installation connector offers protection against contact with live components in accordance with protection type IP20 (When mated: IP2xC (These compact connectors are not designed for use in open, easily accessible areas!)). B coding enables the WINSTA® MIDI pluggable installation connectors to be used for application control in the domains of automation, mechanical engineering and robotics. WINSTA® MIDI with Push-in CAGE CLAMP® spring pressure connection technology is used in can be found in a variety of projects you can use for quick, easy, secure, tailored electrical installation. If you need to meet stricter safety standards, you should use cables with fire class C. These are suitable for use in buildings with special high demands on safety.

### Fast, secure pluggable connections – cable assemblies from WAGO

A socket and a plug are available. The WINSTA® Pluggable Connection System is perfectly tailored to the strict requirements of building installation. It makes electrical installation pluggable, and therefore more efficient, more reliable, and error-free. Using this pre-assembled system decreases assembly times and errors during installation at the construction site. Choose quality and durability – with strain relief hosting from WAGO makes the electrical installation of electrical components significantly easier.

- pluggable installation connectors with protection against mismatching
- for automation controllers
- with B coding for use in process automation, such as lighting technology, among other examples

- ready for immediate use
- quick replacement of defective units during ongoing operation

## Notes

Note	Cables with a different fire class can be found in the eShop.
Variants:	Other pole markings Other versions (or variants) can be requested from WAGO Sales or configured at <a href="https://configurator.wago.com/">https://configurator.wago.com/</a> .

## Electrical data

### Ratings per IEC/EN

Ratings per	IEC/EN 60664-1
Nominal voltage (III/3)	400 V
Rated impulse withstand voltage (III / 3)	6 kV
Rated current	16 A
Legend (ratings)	(III / 3) Δ Overvoltage category III / Pollution degree 3

### General information

Note on contact resistance	approx. 1 mΩ of contact resistance approx. 0.25 mΩ contact transition plug/socket
----------------------------	--

## Connection Data

Total number of potentials	4
----------------------------	---

### Connection 1

Pole number	4
Wire cross-section	1.5 mm <sup>2</sup>
Connection type	Socket - Plug

## Physical data

Pin spacing	10 mm / 0.394 inches
Width	44.6 mm / 1.756 inches
Height	17 mm / 0.669 inches
Total length	20 m

## Mechanical data

Use	Control technology
Coding	B
Variable coding	Yes
Marking	1 2 3 4
Potential marking	1 2 3 4
Mating force of a plug-in connection	approx. 20 ... 70 N (depending on pole number)
Retention force of a plug-in connection	when locked: > 80N
Unmating force of a plug-in connection	when unlocked: approx. 20 ... 70 N (depending on pole number)
Number of mating cycles	200, without resistive load
Connection type	Socket - Plug
Type of pre-assembled cable	Interconnecting cable
Cable type	Control line 4x1.5
Protection type	IP20; When mated: IP2xC (These compact connectors are not designed for use in open, easily accessible areas!)

### Plug-in connection

Mismating protection	Yes
Note on mismating protection	All WINSTA® components are 100% protected against mismating when: a.) plugging different numbers of poles b.) plugging while rotated 180 c.) plugging while laterally staggered d.) plugging one pole
Locking lever	Can be retrofitted
Locking of plug-in connection	Locking lever
Note on locking system	All connectors for mounted installations (snap-in versions for lighting fixtures or devices, all types of PCB and distribution connectors) are factory-equipped with locking levers to ensure plugs and sockets are securely locked. Additional locking levers are only required for flying leads (plug/socket).

### Material data

Note (material data)	<a href="#">Information on material specifications can be found here</a>
Fire class per EN 50575	C <sub>ca</sub>
Contact material	Copper or copper alloy; surface-treated
Contact Plating	Tin
Fire load	1.154 MJ
Connector color	pink
Strain relief color	black
Sheathed cable color	white
Printing color of sheathed cable	black
Halogen-free	No
Silicon-free	Yes
Sheath material	PVC
Rubber cable	No
Weight	1849.1 g
Copper weight of the raw cable	0.058 kg/m

### Environmental requirements

Processing temperature	-5 ... +40 °C
Continuous operating temperature	-35 ... +85 °C
Note on continuous operating temperature	Cable for temperatures ≤ 70 °C (including halogen-free) Insulating parts for temperatures ≤ 105 °C

### Commercial data

PU (SPU)	1 pcs
Packaging type	unpacked
Country of origin	DE
GTIN	4066966433159
Customs tariff number	85444290900

### Product Classification

UNSPSC	26121629
ETIM 9.0	EC002587
ETIM 10.0	EC002587
ECCN	NO US CLASSIFICATION

Environmental Product Compliance	
RoHS Compliance Status	Compliant, No Exemption

## Downloads

### Environmental Product Compliance

Compliance Search	
Environmental Product Compliance 771-5002/2021-2001	<a href="#">↓</a>

## 1 Compatible Products

### 1.1 Required Accessories

#### 1.1.1 Locking system

##### 1.1.1.1 Locking system

<p><a href="#">Item No.: 770-101</a> Locking lever; for flying leads; for manual operation; black</p>	<p><a href="#">Item No.: 770-121</a> Locking lever; for flying leads; for manual operation; white</p>	<p><a href="#">Item No.: 770-111</a> Locking lever; for flying leads; for tool operation; black</p>	<p><a href="#">Item No.: 770-131</a> Locking lever; for flying leads; for tool operation; white</p>

### 1.2 Optional Accessories

#### 1.2.1 Cover

##### 1.2.1.1 Cover

<p><a href="#">Item No.: 770-201</a> Lockout cap; 12-pole, separable; for sockets; Plastic; black</p>	<p><a href="#">Item No.: 770-221</a> Lockout cap; 12-pole, separable; for sockets; Plastic; white</p>	<p><a href="#">Item No.: 770-360</a> Lockout cap; for plugs; 5-pole; separable; yellow</p>

#### 1.2.2 Installation

##### 1.2.2.1 Mounting accessories

<p><a href="#">Item No.: 770-310</a> Mounting carrier; 2- to 5-pole; for flying leads; black</p>

### 1.2.3 Marking

#### 1.2.3.1 Marker



[Item No.: 770-450/000-006](#)  
Marker card; Plastic; blue



[Item No.: 770-450/000-001](#)  
Marker card; Plastic; green



[Item No.: 770-450/000-012](#)  
Marker card; Plastic; orange



[Item No.: 770-450/000-005](#)  
Marker card; Plastic; red



[Item No.: 770-450](#)  
Marker card; Plastic; white



[Item No.: 770-450/000-002](#)  
Marker card; Plastic; yellow

#### 1.2.3.2 Marking strip



[Item No.: 210-334](#)  
Marking strips; as a DIN A4 sheet; Strip width 5 mm; Strip length 182 mm; plain; Self-adhesive; white