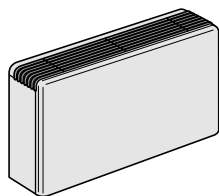


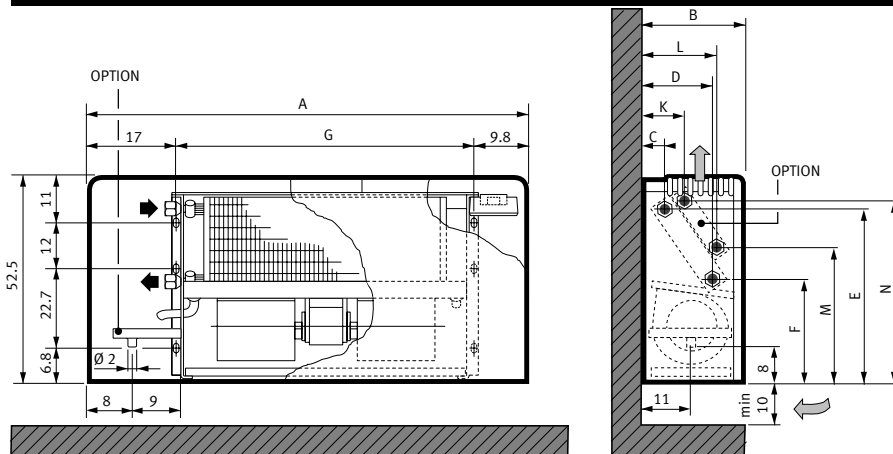
Montagehandleiding
Instructions de montage
Montagehinweis
Mounting instructions



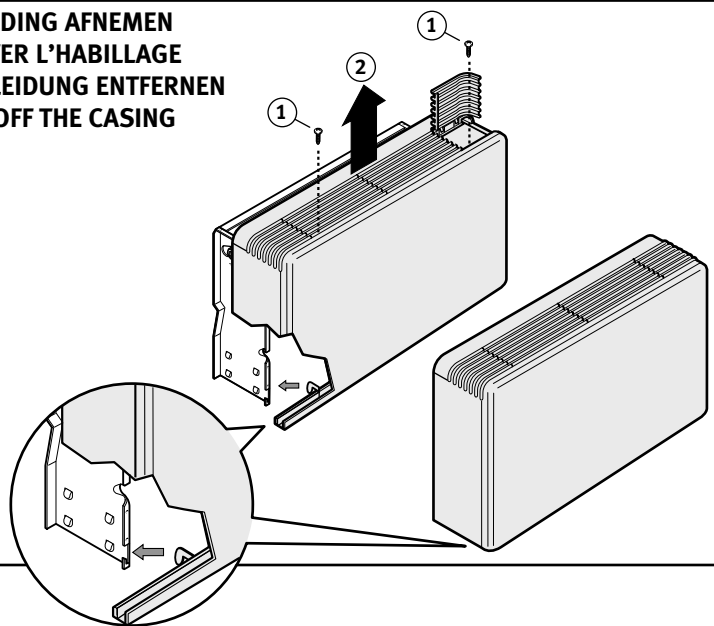
TYPE	02	03	04	06	08	10
A	82.5	82.5	110.0	110.0	137.5	165.0
B	23.0	23.0	23.0	23.0	27.5	27.5
C	4.5	4.5	4.5	4.5	4.5	4.5
D	15.3	15.3	15.3	15.3	22.5	22.5
E	45.5	45.5	45.5	45.5	46.3	46.3
F	25.5	25.5	25.5	25.5	26.0	26.0
G	55.7	55.7	83.2	83.2	110.7	138.2
K	9.0	9.0	9.0	9.0	9.5	9.5
L	19.8	19.8	19.8	19.8	24.0	24.0
M	28.0	28.0	28.0	28.0	31.5	31.5
N	48.0	48.0	48.0	48.0	48.0	48.0

De warmtewisselaar is omkeerbaar (aansluiting rechts)
L'échangeur de chaleur est renversible (raccordement à droit)
Der Wärmetauscher ist umkehrbar (Anschluss rechts)
The heat exchanger is reversible (connection right)

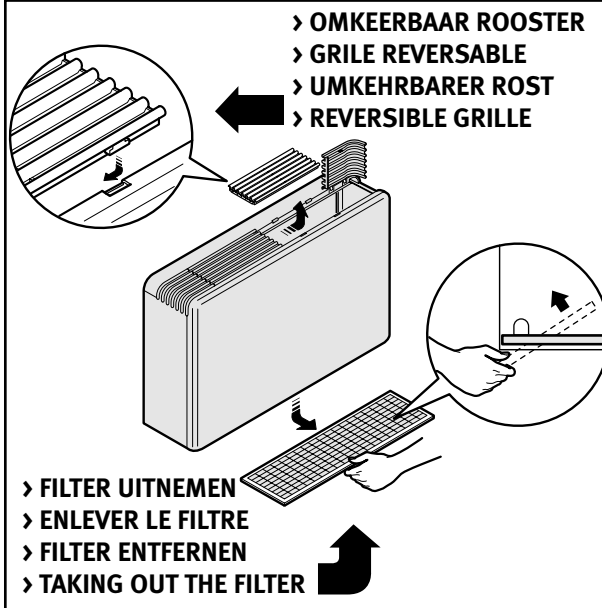
› AFMETINGEN › DIMENSIONS › ABMESSUNGEN › DIMENSIONS



- › BEKLEDING AFNEMEN
- › ENLEVER L'HABILLAGE
- › VERKLEIDUNG ENTFERNEN
- › TAKE OFF THE CASING

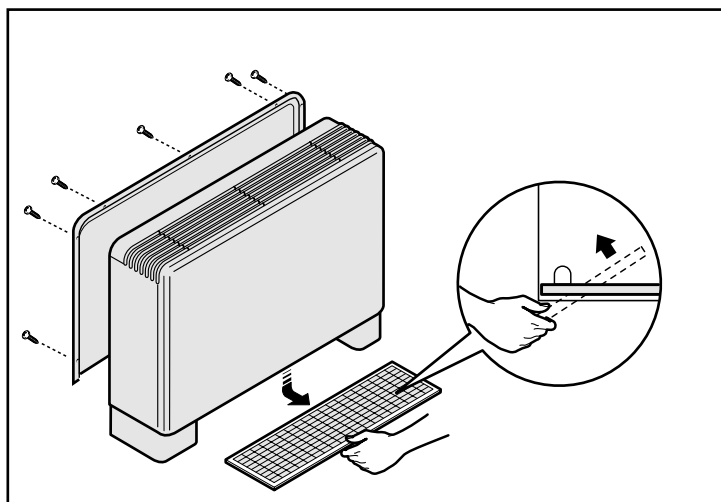


- › OMKEERBAAR ROOSTER
- › GRILLE REVERSABLE
- › UMKEHRBARER ROST
- › REVERSIBLE GRILLE

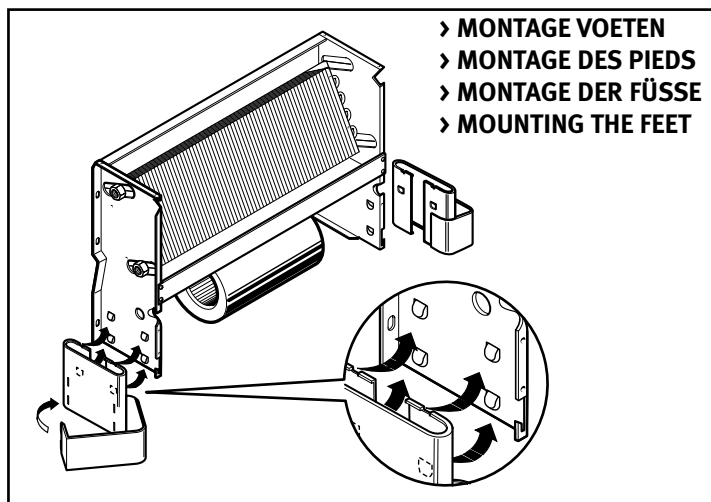


- › FILTER UITNEMEN
- › ENLEVER LE FILTRE
- › FILTER ENTFERNEN
- › TAKING OUT THE FILTER


BRIF Brise Freestanding



- › MONTAGE VOETEN
- › MONTAGE DES PIEDS
- › MONTAGE DER FÜSSE
- › MOUNTING THE FEET



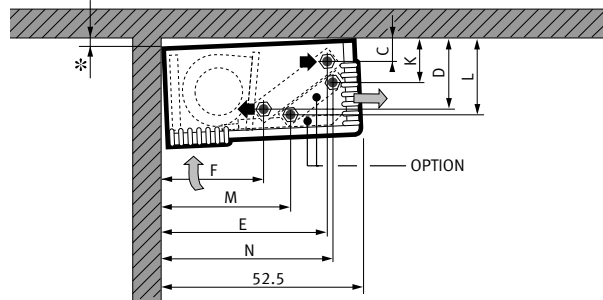
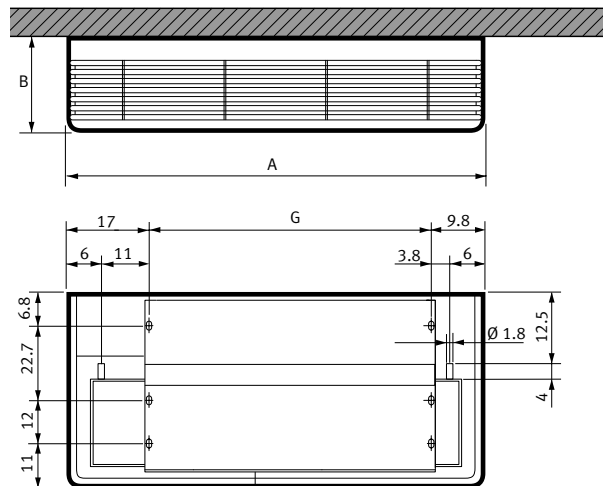
Montagehandleiding
Instructions de montage
Montagehinweis
Mounting instructions



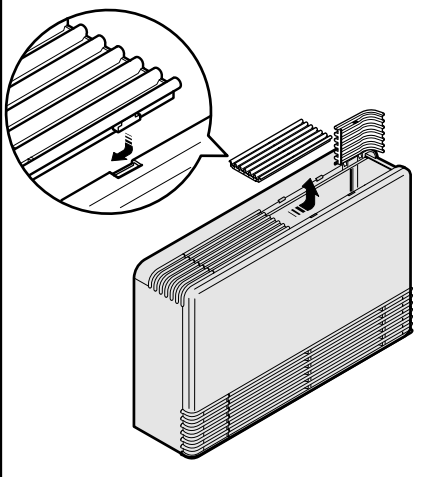
> AFMETINGEN > DIMENSIONS > ABMESSUNGEN > DIMENSIONS

TYPE	02	03	04	06	08	10
A	82.5	82.5	110.0	110.0	137.5	165.0
B	23.0	23.0	23.0	23.0	27.5	27.5
C	4.5	4.5	4.5	4.5	4.5	4.5
D	15.3	15.3	15.3	15.3	22.5	22.5
E	45.5	45.5	45.5	45.5	46.3	46.3
F	25.5	25.5	25.5	25.5	26.0	26.0
G	55.7	55.7	83.2	83.2	110.7	138.2
K	9.0	9.0	9.0	9.0	9.5	9.5
L	19.8	19.8	19.8	19.8	24.0	24.0
M	28.0	28.0	28.0	28.0	31.5	31.5
N	48.0	48.0	48.0	48.0	48.0	48.0

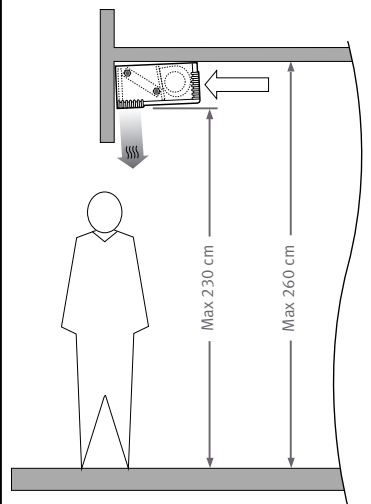
- > De warmtewisselaar is omkeerbaar (aansluiting rechts)
- > L'échangeur de chaleur est renversible (raccordement à droit)
- > Der Wärmetauscher ist umkehrbar (Anschluss rechts)
- > The heat exchanger is reversible (connection right)



- > **OMKEERBAAR ROOSTER**
- > **GRILLE RENVERSABLE**
- > **UMKEHRBARER ROST**
- > **REVERSIBLE GRILLE**

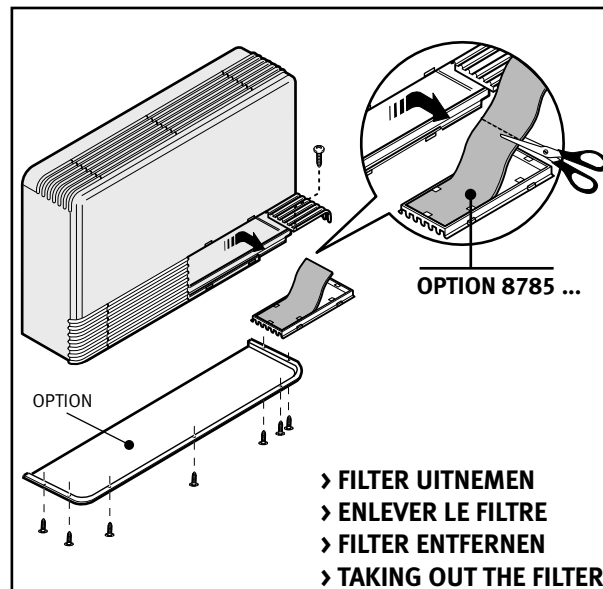
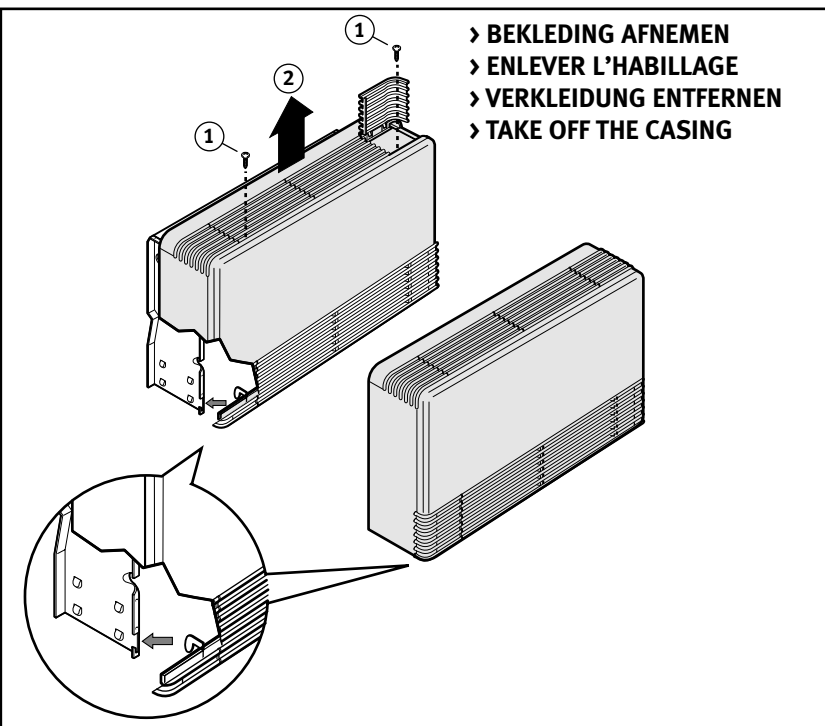


- OPTION 87740.**
- > **NAAR BENEDEN BLAZEND**
- > **SOUFFLAGE VERS LE BAS**
- > **NACH UNTEN BLAZEND**
- > **EXHAUST DOWNWARDS**



- *Het toestel licht kantelen om de afvoer van het condenswater te bevorderen.
- *Légèrement incliner l'appareil afin de faciliter l'écoulement du condensat.
- *Das Gerät leicht abschüssig montieren zum befördern des Kondensatablaufs.
- *Fit the apparatus with a slight inclination to facilitate the drainage of the condensation water.

- > **BEKLEDING AFNEMEN**
- > **ENLEVER L'HABILLAGE**
- > **VERKLEIDUNG ENTFERNEN**
- > **TAKE OFF THE CASING**



- > **FILTER UITNEMEN**
- > **ENLEVER LE FILTRE**
- > **FILTER ENTFERNEN**
- > **TAKING OUT THE FILTER**