

Data Sheet | Item Number: 771-9385/217-701

pre-assembled connecting cable; Dca; Plug/open-ended; 5-pole; Cod. I; H05Z1Z1-F
5G 2.5 mm²; 7 m; 2,50 mm²; blue

<https://www.wago.com/771-9385/217-701>



Color: ■ blue



Dimensions in mm

Cable assembly WINSTA® MIDI 5-pole

Use effective pluggable connections instead of laborious screw connections: With the WINSTA® MIDI cable assembly with protection type IP20. On PCBs, in control cabinets or for connecting lights – pluggable installation connectors from WAGO allow you to establish connections according to a huge variety of requirements in seconds. The coding options reduce installation errors, allowing fast, maintenance-free wiring of all components. The pluggable installation connector is protected in accordance with protection type IP20 (When mated: IP2xC (These compact connectors are not designed for use in open, easily accessible areas!)). This means that users' fingers will never come into contact with energised elements. WINSTA® MIDI pluggable installation connectors with I coding in blue are above all suitable for easy lighting installation, for instance for the dimming function of DALI lights. This pluggable installation connector can be employed for a voltage load of up to 20 A. Thus, it can also be used for high power loads. The WINSTA® MIDI Pluggable Connection System with Push-in CAGE CLAMP® spring pressure connection technology facilitates safe electrification. Due to the integrated test slot, it is possible to check connections even when they are plugged in. This saves time, labor, and money. Of course, the safety of buildings must always be ensured, even after the electrical installation has been performed. The safety requirements in connection with EU CPR are met by this product through fire class D. The cable assembly is free of halogen. This eliminates the addition of environmental pollutants during production. It also achieves a higher fire class, since halogen-free materials are flame-resistant.

Pluggable connections instead of screw connections – cable assemblies from WAGO

A plug and a free end are provided. The WINSTA® Pluggable Connection System allows pluggable electrical installation. This saves time, lowers costs, and reduces the need for servicing. Choose quality and durability – with fire class D from WAGO makes the electrical installation of electrical components visibly easier.

- pluggable installation connectors with protection against mismatching
- for automation controllers
- with I coding for controlling light (DALI standard)
- custom-engineered solutions
- convenient installation and commissioning

Notes

Note Cables with a different fire class can be found in the eShop.

Electrical data

Ratings per IEC/EN

Ratings per	IEC/EN 60664-1
Nominal voltage (III/3)	400 V
Rated impulse withstand voltage (III / 3)	6 kV
Rated current	20 A
Legend (ratings)	(III / 3) \triangleq Overvoltage category III / Pollution degree 3

General information

Note on contact resistance	approx. 1 m Ω of contact resistance approx. 0.25 m Ω contact transition plug/ socket
----------------------------	---

Connection Data

Total number of potentials	5
PE function	Preceding PE contact
Conductor preparation	ultrasonically tip-bonded

Connection 1

Strip length	9 mm / 0.35 inches
Pole number	5
Wire cross-section	2.5 mm ²
Strip length (outer insulation)	55 mm
Connection type	Plug - free end

Physical data

Pin spacing	10 mm / 0.394 inches
Width	47 mm / 1.85 inches
Height	15.38 mm / 0.606 inches
Total length	7 m

Mechanical data

Use	DALI, Lighting Management
Coding	I
Variable coding	No
Marking	N \oplus L DA- DA+
Potential marking	N \oplus L DA- DA+
Mating force of a plug-in connection	approx. 20 ... 70 N (depending on pole number)
Retention force of a plug-in connection	when locked: > 80N
Unmating force of a plug-in connection	when unlocked: approx. 20 ... 70 N (depending on pole number)
Number of mating cycles	200, without resistive load
Connection type	Plug - free end
Type of pre-assembled cable	Connecting cable
Cable type	H05Z1Z1-F 5G2.5
Protection type	IP20; When mated: IP2xC (These compact connectors are not designed for use in open, easily accessible areas!)

Plug-in connection

Mismating protection	Yes
Note on mismating protection	All WINSTA® components are 100% protected against mismating when: a.) plugging different numbers of poles b.) plugging while rotated 180 c.) plugging while laterally staggered d.) plugging one pole
Locking lever	Can be retrofitted
Locking of plug-in connection	Locking lever
Note on locking system	All connectors for mounted installations (snap-in versions for lighting fixtures or devices, all types of PCB and distribution connectors) are factory-equipped with locking levers to ensure plugs and sockets are securely locked. Additional locking levers are only required for flying leads (plug/socket).

Material data

Note (material data)	Information on material specifications can be found here
Color	blue
Material group	I
Insulation material (main housing)	Polyamide (PA66)
Flammability class per UL94	V0
Fire class per EN 50575	D _{ca}
Contact material	Copper or copper alloy; surface-treated
Contact Plating	Tin
Fire load	0.553 MJ
Connector color	blue
Strain relief color	black
Printing color of strain relief	white
Sheathed cable color	black
Printing color of sheathed cable	white
Halogen-free	Yes
Silicon-free	Yes
Sheath material	Halogen-free
Rubber cable	No
Weight	1732 g
Copper weight of the raw cable	0.12 kg/m

Environmental requirements

Processing temperature	-5 ... +40 °C
Continuous operating temperature	-35 ... +85 °C
Note on continuous operating temperature	Cable for temperatures ≤ 70 °C (including halogen-free) Insulating parts for temperatures ≤ 105 °C

Commercial data

PU (SPU)	1 pcs
Packaging type	unpacked
Country of origin	DE
GTIN	4066966483253
Customs tariff number	85444290900

Product Classification


UNSPSC	26121629
ETIM 9.0	EC002587
ETIM 10.0	EC002587
ECCN	NO US CLASSIFICATION

Environmental Product Compliance

RoHS Compliance Status	Compliant, No Exemption
------------------------	-------------------------

Downloads

Environmental Product Compliance





Compliance Search
Environmental Product Compliance 771-9385/217-701 

1 Compatible Products

1.1 Required Accessories

1.1.1 Locking system



1.1.1.1 Locking system

			
Item No.: 770-101 Locking lever; for flying leads; for manual operation; black	Item No.: 770-121 Locking lever; for flying leads; for manual operation; white	Item No.: 770-111 Locking lever; for flying leads; for tool operation; black	Item No.: 770-131 Locking lever; for flying leads; for tool operation; white

1.2 Optional Accessories


1.2.1 Cover

1.2.1.1 Cover

	
Item No.: 770-360 Lockout cap; for plugs; 5-pole; separable; yellow	Item No.: 897-2005 Protective cap; Type4; for sockets and plugs; PVC; red

1.2.2 Installation

1.2.2.1 Mounting accessories


Item No.: 770-310 Mounting carrier; 2- to 5-pole; for flying leads; black

1.2.3 Marking

1.2.3.1 Marker



[Item No.: 770-450/000-006](#)
Marker card; Plastic; blue



[Item No.: 770-450/000-001](#)
Marker card; Plastic; green



[Item No.: 770-450/000-012](#)
Marker card; Plastic; orange



[Item No.: 770-450/000-005](#)
Marker card; Plastic; red



[Item No.: 770-450](#)
Marker card; Plastic; white



[Item No.: 770-450/000-002](#)
Marker card; Plastic; yellow

1.2.3.2 Marking strip



[Item No.: 210-334](#)
Marking strips; as a DIN A4 sheet; Strip width 5 mm; Strip length 182 mm; plain; Self-adhesive; white