

SylCircle DualTone

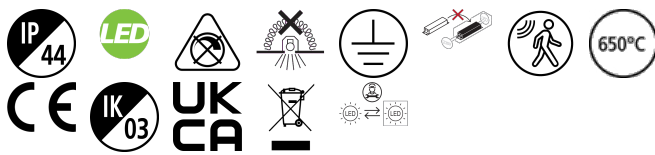
SYLCIRCLE IP44 1550LM MW 830/840 DUALTONE

0043506



Product features

- Ceiling / wall luminaire with integrated LED. Perfect solution for hallways, circulation spaces or foyer. Even and uniform light distribution with a halo lighting effect on the wall surface. Body Size diameter 330mm. Besa mounting box compatible, hole distance 51mm. DualTone functionality enables switch between 3000K and 4000K colour temperatures. Power 18W, output 1550 lumens (4000k). Supplied with integrated Microwave sensor for automatic on-off presence control. IK03, IP44. Low maintenance with 30,000 hours LED life expectancy.

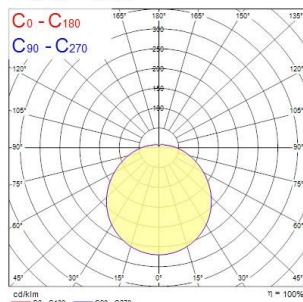
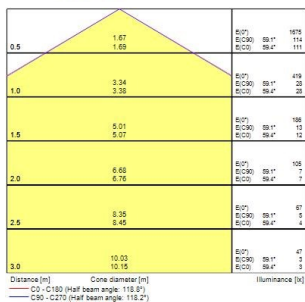
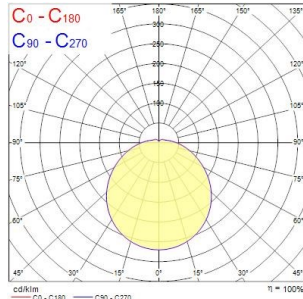
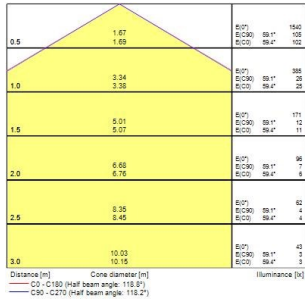


PRODUCT OVERVIEW

Product name	SYLCIRCLE IP44 1550LM MW 830/840 DUALTONE
Technology	LED
Cap/Base	N/A
Housing	Steel
Mount	Ceiling surface mounting
General application	Hospitality
ETIM Class	EC002892
Warranty	3 years
Useful luminous flux (Fuse)	1550
Fixture luminous flux (lm)	1550
Luminaire efficacy (lm/W)	85
Light colour	Amber White or Neutral White
CRI (Ra)	80
Colour Variation Initial (SDCM)	SDCM6
Beam Angle (°)	120
Photobiological Risk Group	RG0
Total power consumption (W)	18
Electrical protection	Class I
Control gear type	LED driver constant current
Dimmable	No
Dimming method	N/A
LED Flickering Rate	High (>40%)
Housing colour	White
IP rating	IP44
IK rating	IK03
Product EAN number	5410288435060

PHOTOMETRY

SylCircle DualTone SYLCIRCLE IP44 1550LM MW 830/840 DUAL TONE 0043506



TECHNICAL DRAWINGS

