

## Data Sheet | Item Number: 771-9395/217-701

pre-assembled connecting cable; Dca; Plug/open-ended; 5-pole; Cod. A; H05Z1Z1-F 5G 2.5 mm<sup>2</sup>; 7 m; 2,50 mm<sup>2</sup>; black

<https://www.wago.com/771-9395/217-701>



Color: ■ black



Dimensions in mm

### Cable assembly WINSTA® MIDI with protection against mismatching

For power and signal transmission: The WINSTA® MIDI cable assembly rated current 20 A. The pluggable installation connectors with spring pressure connection technology work completely without screw connections. They allow fast, efficient, error-free installation in numerous applications. For greater protection in electrical installations, the pluggable installation connector is equipped with mechanical protection against mismatching. The pluggable installation connector is protected against ingress by solid objects in accordance with protection type IP20 (When mated: IP2xC (These compact connectors are not designed for use in open, easily accessible areas!)). The WINSTA® MIDI pluggable installation connector with A coding in white or black is usually used for general mains applications in power distribution. This pluggable installation connector can be employed for a voltage load of up to 20 A. As a result, it can also be used for high power loads. WINSTA® MIDI with Push-in CAGE CLAMP® spring pressure connection technology is found in a broad range of individual products you can use for quick, easy, secure, tailored installation. This product meets all the fire protection requirements of fire class D; therefore it can be used in domains where fire safety is relevant. Eliminating halogens as an additive in the production of this cable assembly noticeably improves fire safety and reduces environmental contamination.

### Fast, error-free assembly thanks to cable assemblies from WAGO

A plug and a free end are provided. The WINSTA® Pluggable Connection System allows pluggable electrical installation. This significantly reduces the need for servicing and lowers costs. Now you can also reduce installation costs without compromising safety and quality: with marking eliminates the need for servicing and prevents unnecessary downtime.

- effective protection against mismatching
- simple circuits
- suitable for any application
- exact dimensions
- rapid, structured electrical installation

### Notes

Note

Cables with a different fire class can be found in the eShop.

## Electrical data

### Ratings per IEC/EN

Ratings per	IEC/EN 60664-1
Nominal voltage (III/3)	400 V
Rated impulse withstand voltage (III / 3)	6 kV
Rated current	20 A
Legend (ratings)	(III / 3) $\Delta$ Overvoltage category III / Pollution degree 3

### General information

Note on contact resistance	approx. 1 m $\Omega$ of contact resistance approx. 0.25 m $\Omega$ contact transition plug/socket
----------------------------	--

## Connection Data

Total number of potentials	5
PE function	Preceding PE contact
Conductor preparation	ultrasonically tip-bonded

### Connection 1

Strip length	9 mm / 0.35 inches
Pole number	5
Wire cross-section	2.5 mm <sup>2</sup>
Strip length (outer insulation)	55 mm
Connection type	Plug - free end

## Physical data

Pin spacing	10 mm / 0.394 inches
Width	47 mm / 1.85 inches
Height	15.38 mm / 0.606 inches
Total length	7 m

## Mechanical data

Use	General mains applications
Coding	A
Variable coding	Yes
Marking	N $\oplus$ L1 L2 L3
Potential marking	N $\oplus$ L1 L2 L3
Mating force of a plug-in connection	approx. 20 ... 70 N (depending on pole number)
Retention force of a plug-in connection	when locked: > 80N
Unmating force of a plug-in connection	when unlocked: approx. 20 ... 70 N (depending on pole number)
Number of mating cycles	200, without resistive load
Connection type	Plug - free end
Type of pre-assembled cable	Connecting cable
Cable type	H05Z1Z1-F 5G2.5
Protection type	IP20; When mated: IP2xC (These compact connectors are not designed for use in open, easily accessible areas!)

## Plug-in connection

Mismating protection	Yes
Note on mismating protection	All <i>WINSTA</i> <sup>®</sup> components are 100% protected against mismating when: a.) plugging different numbers of poles b.) plugging while rotated 180 c.) plugging while laterally staggered d.) plugging one pole
Locking lever	Can be retrofitted
Locking of plug-in connection	Locking lever
Note on locking system	All connectors for mounted installations (snap-in versions for lighting fixtures or devices, all types of PCB and distribution connectors) are factory-equipped with locking levers to ensure plugs and sockets are securely locked. Additional locking levers are only required for flying leads (plug/socket).

### Material data

Note (material data)	<a href="#">Information on material specifications can be found here</a>
Color	black
Insulation material (main housing)	Polyamide (PA66)
Flammability class per UL94	V0
Fire class per EN 50575	D <sub>ca</sub>
Contact material	Copper or copper alloy; surface-treated
Contact Plating	Tin
Fire load	0.57 MJ
Connector color	black
Strain relief color	black
Printing color of strain relief	white
Sheathed cable color	black
Printing color of sheathed cable	white
Halogen-free	Yes
Silicon-free	Yes
Sheath material	Halogen-free
Rubber cable	No
Weight	1732.9 g
Copper weight of the raw cable	0.12 kg/m

### Environmental requirements

Processing temperature	-5 ... +40 °C
Continuous operating temperature	-35 ... +85 °C
Note on continuous operating temperature	Cable for temperatures ≤ 70 °C (including halogen-free) Insulating parts for temperatures ≤ 105 °C

### Commercial data

PU (SPU)	1 pcs
Packaging type	unpacked
Country of origin	DE
GTIN	4066966499209
Customs tariff number	85444290900

### Product Classification

UNSPSC	26121629
ETIM 9.0	EC002587
ETIM 10.0	EC002587
ECCN	NO US CLASSIFICATION

### Environmental Product Compliance

RoHS Compliance Status	Compliant, No Exemption
------------------------	-------------------------

**Downloads**

**Environmental Product Compliance**

Compliance Search





Environmental Product Compliance 771-9395/217-701 

**1 Compatible Products**

**1.1 Required Accessories**

**1.1.1 Locking system**



**1.1.1.1 Locking system**

			
<p><a href="#">Item No.: 770-101</a> Locking lever; for flying leads; for manual operation; black</p>	<p><a href="#">Item No.: 770-121</a> Locking lever; for flying leads; for manual operation; white</p>	<p><a href="#">Item No.: 770-111</a> Locking lever; for flying leads; for tool operation; black</p>	<p><a href="#">Item No.: 770-131</a> Locking lever; for flying leads; for tool operation; white</p>

**1.2 Optional Accessories**

**1.2.1 Cover**

**1.2.1.1 Cover**

	
<p><a href="#">Item No.: 770-360</a> Lockout cap; for plugs; 5-pole; separable; yellow</p>	<p><a href="#">Item No.: 897-2005</a> Protective cap; Type4; for sockets and plugs; PVC; red</p>







**1.2.2 Installation**

**1.2.2.1 Mounting accessories**


<p><a href="#">Item No.: 770-310</a> Mounting carrier; 2- to 5-pole; for flying leads; black</p>

**1.2.3 Marking**

**1.2.3.1 Marker**

			
<p><a href="#">Item No.: 770-450/000-006</a> Marker card; Plastic; blue</p>	<p><a href="#">Item No.: 770-450/000-001</a> Marker card; Plastic; green</p>	<p><a href="#">Item No.: 770-450/000-012</a> Marker card; Plastic; orange</p>	<p><a href="#">Item No.: 770-450/000-005</a> Marker card; Plastic; red</p>
			
<p><a href="#">Item No.: 770-450</a> Marker card; Plastic; white</p>	<p><a href="#">Item No.: 770-450/000-002</a> Marker card; Plastic; yellow</p>		

### 1.2.3.2 Marking strip



**Item No.: 210-334**

Marking strips; as a DIN A4 sheet; Strip width 5 mm; Strip length 182 mm; plain; Self-adhesive; white