

## Data Sheet | Item Number: 771-9385/016-201

pre-assembled interconnecting cable; Dca; Socket/plug; 5-pole; Cod. I; H05Z1Z1-F  
5G 1.5 mm<sup>2</sup>; 2 m; 1,50 mm<sup>2</sup>; blue

<https://www.wago.com/771-9385/016-201>



Color: ■ blue



Dimensions in mm

### Cable assembly WINSTA® MIDI with protection type IP20

For power and signal transmission: The WINSTA® MIDI cable assembly with protection against mismatching. On PCBs, in control cabinets or for connecting lights – pluggable installation connectors from WAGO allow you to make connections according to many different requirements in no time flat. For greater protection in electrical installations, the pluggable installation connector is equipped with mechanical protection against mismatching. The pluggable installation connector is protected in accordance with protection type IP20 (When mated: IP2xC (These compact connectors are not designed for use in open, easily accessible areas!)). This means that users' fingers will never come into contact with energised contact elements. WINSTA® MIDI pluggable installation connectors with I coding in blue are particularly suitable for intelligent, for instance for the dimming of DALI lights. The WINSTA® MIDI Pluggable Connection System with Push-in CAGE CLAMP® spring pressure connection technology facilitates exemplary electrification. Thanks to the included test slot, it is possible to check connections even when they are plugged in. This saves time, labor, and money. According to the European CPR, the fire class of the cables used in construction is decisive for the safety of buildings as well. For houses with safety requirements, cable assemblies with fire class D are suitable. In the production of this cable assembly, halogens were deliberately omitted. This is an important contribution to climate protection.

### Fast, error-free assembly thanks to cable assemblies from WAGO

The cable assembly is provided with a socket and a plug. The WINSTA® Pluggable Connection System is perfectly tailored to the very strict requirements of building installation. It makes electrical installation pluggable, and therefore more efficient, more reliable, and error-free. Use of this pre-assembled system decreases time spent on assembly and errors during installation at the construction site. Now you can also reduce installation costs without compromising safety and quality: with protection against mismatching eliminates the need for servicing and prevents unnecessary downtime.

- protection against mismatching eliminates errors
- pre-assembled versions
- with I coding for use in building automation (lighting control)
- custom-engineered solutions
- convenient installation and commissioning

## Notes

Note Cables with a different fire class can be found in the eShop.

## Electrical data

## Ratings per IEC/EN

Ratings per	IEC/EN 60664-1
Nominal voltage (III/3)	400 V
Rated impulse withstand voltage (III / 3)	6 kV
Rated current	16 A
Legend (ratings)	(III / 3) $\triangleq$ Overvoltage category III / Pollution degree 3

## General information

Note on contact resistance	approx. 1 m $\Omega$ of contact resistance approx. 0.25 m $\Omega$ contact transition plug/ socket
----------------------------	--

## Connection Data

Total number of potentials	5
PE function	Preceding PE contact

## Connection 1

Pole number	5
Wire cross-section	1.5 mm <sup>2</sup>
Connection type	Socket - Plug

## Physical data

Pin spacing	10 mm / 0.394 inches
Width	47 mm / 1.85 inches
Height	15.38 mm / 0.606 inches
Total length	2 m

## Mechanical data

Use	DALI, Lighting Management
Coding	I
Variable coding	No
Marking	N $\oplus$ L DA- DA+
Potential marking	N $\oplus$ L DA- DA+
Mating force of a plug-in connection	approx. 20 ... 70 N (depending on pole number)
Retention force of a plug-in connection	when locked: > 80N
Unmating force of a plug-in connection	when unlocked: approx. 20 ... 70 N (depending on pole number)
Number of mating cycles	200, without resistive load
Connection type	Socket - Plug
Type of pre-assembled cable	Interconnecting cable
Cable type	H05Z1Z1-F 5G1.5
Protection type	IP20; When mated: IP2xC (These compact connectors are not designed for use in open, easily accessible areas!)

## Plug-in connection

Mismating protection	Yes
Note on mismating protection	All WINSTA® components are 100% protected against mismating when: a.) plugging different numbers of poles b.) plugging while rotated 180 c.) plugging while laterally staggered d.) plugging one pole
Locking lever	Can be retrofitted
Locking of plug-in connection	Locking lever
Note on locking system	All connectors for mounted installations (snap-in versions for lighting fixtures or devices, all types of PCB and distribution connectors) are factory-equipped with locking levers to ensure plugs and sockets are securely locked. Additional locking levers are only required for flying leads (plug/socket).

## Material data

Note (material data)	<a href="#">Information on material specifications can be found here</a>
Color	blue
Insulation material (main housing)	Polyamide (PA66)
Flammability class per UL94	V0
Fire class per EN 50575	D <sub>ca</sub>
Contact material	Copper or copper alloy; surface-treated
Contact Plating	Tin
Fire load	1.109 MJ
Connector color	blue
Strain relief color	black
Printing color of strain relief	white
Sheathed cable color	black
Printing color of sheathed cable	white
Halogen-free	Yes
Silicon-free	Yes
Sheath material	Halogen-free
Rubber cable	No
Weight	357.6 g
Copper weight of the raw cable	0.072 kg/m

## Environmental requirements

Processing temperature	-5 ... +40 °C
Continuous operating temperature	-35 ... +85 °C
Note on continuous operating temperature	Cable for temperatures ≤ 70 °C (including halogen-free) Insulating parts for temperatures ≤ 105 °C

## Commercial data

PU (SPU)	1 pcs
Packaging type	unpacked
Country of origin	DE
GTIN	4066966454543
Customs tariff number	85444290900

**Product Classification**


UNSPSC	26121629
ETIM 9.0	EC002587
ETIM 10.0	EC002587
ECCN	NO US CLASSIFICATION

**Environmental Product Compliance**

RoHS Compliance Status	Compliant, No Exemption
------------------------	-------------------------

**Downloads**

**Environmental Product Compliance**





Compliance Search
Environmental Product Compliance 771-9385/016-201 

**1 Compatible Products**

**1.1 Required Accessories**

**1.1.1 Locking system**





**1.1.1.1 Locking system**

			
<a href="#">Item No.: 770-101</a> Locking lever; for flying leads; for manual operation; black	<a href="#">Item No.: 770-121</a> Locking lever; for flying leads; for manual operation; white	<a href="#">Item No.: 770-111</a> Locking lever; for flying leads; for tool operation; black	<a href="#">Item No.: 770-131</a> Locking lever; for flying leads; for tool operation; white

**1.2 Optional Accessories**


**1.2.1 Cover**

**1.2.1.1 Cover**

			
<a href="#">Item No.: 770-201</a> Lockout cap; 12-pole, separable; for sockets; Plastic; black	<a href="#">Item No.: 770-221</a> Lockout cap; 12-pole, separable; for sockets; Plastic; white	<a href="#">Item No.: 770-360</a> Lockout cap; for plugs; 5-pole; separable; yellow	<a href="#">Item No.: 897-2005</a> Protective cap; Type4; for sockets and plugs; PVC; red

**1.2.2 Installation**

**1.2.2.1 Mounting accessories**


<a href="#">Item No.: 770-310</a> Mounting carrier; 2- to 5-pole; for flying leads; black

### 1.2.3 Marking

#### 1.2.3.1 Marker



[Item No.: 770-450/000-006](#)  
Marker card; Plastic; blue



[Item No.: 770-450/000-001](#)  
Marker card; Plastic; green



[Item No.: 770-450/000-012](#)  
Marker card; Plastic; orange



[Item No.: 770-450/000-005](#)  
Marker card; Plastic; red



[Item No.: 770-450](#)  
Marker card; Plastic; white



[Item No.: 770-450/000-002](#)  
Marker card; Plastic; yellow

#### 1.2.3.2 Marking strip



[Item No.: 210-334](#)  
Marking strips; as a DIN A4 sheet; Strip width 5 mm; Strip length 182 mm; plain; Self-adhesive; white