

## Data Sheet | Item Number: 771-9385/016-501

pre-assembled interconnecting cable; Dca; Socket/plug; 5-pole; Cod. I; H05Z1Z1-F  
5G 1.5 mm<sup>2</sup>; 5 m; 1,50 mm<sup>2</sup>; blue

<https://www.wago.com/771-9385/016-501>



Color: ■ blue



Dimensions in mm

### Cable assembly WINSTA® MIDI with protection type IP20

Use effective pluggable connections instead of laborious screw connections: With the WINSTA® MIDI cable assembly rated current 16 A. Our pluggable installation connectors with spring pressure connection technology function entirely without screw connections. They allow resource-efficient, error-free installation in numerous applications. For greater protection in electrical installations, the pluggable installation connector is provided with mechanical protection against mismatching. The pluggable installation connector is protected in accordance with protection type IP20 (When mated: IP2xC (These compact connectors are not designed for use in open, easily accessible areas!)). That results in the fact that users' fingers will never come into contact with energised elements. WINSTA® MIDI pluggable installation connectors with I coding in blue are especially suitable for lighting management, for instance for the dimming function of DALI lights. WINSTA® MIDI with Push-in CAGE CLAMP® spring pressure connection technology is found in can be found in a variety of projects you can use for quick, easy and maximally flexible electrical installation. Of course, the safety of buildings must always be ensured, even after the electrical installation has been performed. The safety requirements in connection with EU CPR are met by this product through fire class D. The cable assembly is free of halogen. This eliminates the addition of environmental pollutants during production. It also achieves a higher fire class, since halogen-free materials do not easily ignite.

### Pluggable connections instead of screw connections – cable assemblies from WAGO

The cable is pre-assembled with a socket and a plug. WINSTA® is the pluggable connection system that is perfectly tailored to the strict requirements of electrical installation. It allows error-free installation of cables and components, quickly and reliably. Enjoy the benefits of the pluggable version of our maintenance-free spring pressure connection technology too! Plan your installation with with marking from WAGO.

- protection against mismatching eliminates errors
- for automation controllers
- with I coding for use in building automation (lighting control)
- custom-engineered solutions
- convenient installation and commissioning

## Notes

Note Cables with a different fire class can be found in the eShop.

## Electrical data

## Ratings per IEC/EN

Ratings per	IEC/EN 60664-1
Nominal voltage (III/3)	400 V
Rated impulse withstand voltage (III / 3)	6 kV
Rated current	16 A
Legend (ratings)	(III / 3) $\triangleq$ Overvoltage category III / Pollution degree 3

## General information

Note on contact resistance	approx. 1 m $\Omega$ of contact resistance approx. 0.25 m $\Omega$ contact transition plug/ socket
----------------------------	--

## Connection Data

Total number of potentials	5
PE function	Preceding PE contact

## Connection 1

Pole number	5
Wire cross-section	1.5 mm <sup>2</sup>
Connection type	Socket - Plug

## Physical data

Pin spacing	10 mm / 0.394 inches
Width	47 mm / 1.85 inches
Height	15.38 mm / 0.606 inches
Total length	5 m

## Mechanical data

Use	DALI, Lighting Management
Coding	I
Variable coding	No
Marking	N $\oplus$ L DA- DA+
Potential marking	N $\oplus$ L DA- DA+
Mating force of a plug-in connection	approx. 20 ... 70 N (depending on pole number)
Retention force of a plug-in connection	when locked: > 80N
Unmating force of a plug-in connection	when unlocked: approx. 20 ... 70 N (depending on pole number)
Number of mating cycles	200, without resistive load
Connection type	Socket - Plug
Type of pre-assembled cable	Interconnecting cable
Cable type	H05Z1Z1-F 5G1.5
Protection type	IP20; When mated: IP2xC (These compact connectors are not designed for use in open, easily accessible areas!)

### Plug-in connection

Mismating protection	Yes
Note on mismating protection	All WINSTA® components are 100% protected against mismating when: a.) plugging different numbers of poles b.) plugging while rotated 180 c.) plugging while laterally staggered d.) plugging one pole
Locking lever	Can be retrofitted
Locking of plug-in connection	Locking lever
Note on locking system	All connectors for mounted installations (snap-in versions for lighting fixtures or devices, all types of PCB and distribution connectors) are factory-equipped with locking levers to ensure plugs and sockets are securely locked. Additional locking levers are only required for flying leads (plug/socket).

### Material data

Note (material data)	<a href="#">Information on material specifications can be found here</a>
Color	blue
Insulation material (main housing)	Polyamide (PA66)
Flammability class per UL94	V0
Fire class per EN 50575	D <sub>ca</sub>
Contact material	Copper or copper alloy; surface-treated
Contact Plating	Tin
Fire load	1.109 MJ
Connector color	blue
Strain relief color	black
Printing color of strain relief	white
Sheathed cable color	black
Printing color of sheathed cable	white
Halogen-free	Yes
Silicon-free	Yes
Sheath material	Halogen-free
Rubber cable	No
Weight	837.6 g
Copper weight of the raw cable	0.072 kg/m

### Environmental requirements

Processing temperature	-5 ... +40 °C
Continuous operating temperature	-35 ... +85 °C
Note on continuous operating temperature	Cable for temperatures ≤ 70 °C (including halogen-free) Insulating parts for temperatures ≤ 105 °C

### Commercial data

PU (SPU)	1 pcs
Packaging type	unpacked
Country of origin	DE
GTIN	4066966454734
Customs tariff number	85444290900

**Product Classification**

UNSPSC	26121629
ETIM 9.0	EC002587
ETIM 10.0	EC002587
ECCN	NO US CLASSIFICATION

**Environmental Product Compliance**

RoHS Compliance Status	Compliant, No Exemption
------------------------	-------------------------

**Downloads**

**Environmental Product Compliance**





Compliance Search
Environmental Product Compliance 771-9385/016-501 

**1 Compatible Products**

**1.1 Required Accessories**

**1.1.1 Locking system**





**1.1.1.1 Locking system**

			
<a href="#">Item No.: 770-101</a> Locking lever; for flying leads; for manual operation; black	<a href="#">Item No.: 770-121</a> Locking lever; for flying leads; for manual operation; white	<a href="#">Item No.: 770-111</a> Locking lever; for flying leads; for tool operation; black	<a href="#">Item No.: 770-131</a> Locking lever; for flying leads; for tool operation; white

**1.2 Optional Accessories**


**1.2.1 Cover**

**1.2.1.1 Cover**

			
<a href="#">Item No.: 770-201</a> Lockout cap; 12-pole, separable; for sockets; Plastic; black	<a href="#">Item No.: 770-221</a> Lockout cap; 12-pole, separable; for sockets; Plastic; white	<a href="#">Item No.: 770-360</a> Lockout cap; for plugs; 5-pole; separable; yellow	<a href="#">Item No.: 897-2005</a> Protective cap; Type4; for sockets and plugs; PVC; red

**1.2.2 Installation**

**1.2.2.1 Mounting accessories**


<a href="#">Item No.: 770-310</a> Mounting carrier; 2- to 5-pole; for flying leads; black

### 1.2.3 Marking

#### 1.2.3.1 Marker



Item No.: [770-450/000-006](#)  
Marker card; Plastic; blue



Item No.: [770-450/000-001](#)  
Marker card; Plastic; green



Item No.: [770-450/000-012](#)  
Marker card; Plastic; orange



Item No.: [770-450/000-005](#)  
Marker card; Plastic; red



Item No.: [770-450](#)  
Marker card; Plastic; white



Item No.: [770-450/000-002](#)  
Marker card; Plastic; yellow

#### 1.2.3.2 Marking strip



Item No.: [210-334](#)  
Marking strips; as a DIN A4 sheet; Strip width 5 mm; Strip length 182 mm; plain; Self-adhesive; white