


Data Sheet | Item Number: 771-9385/017-702

pre-assembled interconnecting cable; Dca; Socket/plug; 5-pole; Cod. I; H05Z1Z1-F
5G 2.5 mm²; 7 m; 2,50 mm²; blue

<https://www.wago.com/771-9385/017-702>



Color: ■ blue



Dimensions in mm

Cable assembly *WINSTA*® MIDI rated current 20 A

The *WINSTA*® MIDI cable assembly with protection against mismatching supports fast, reliable installation. WAGO pluggable installation connectors can be used when specifications repeat or are distributed on a specified pattern, for example for installing grid lighting or flush-mount lighting. The mechanical coding and color coding of the pluggable installation connector ensure error-free installation of the individual components – including protection against mismatching. The pluggable installation connector is protected in accordance with protection type IP20 (When mated: IP2xC (These compact connectors are not designed for use in open, easily accessible areas!)). This means that users' fingers will never come into contact with live elements. I coding in blue is used to mark *WINSTA*® MIDI pluggable installation connectors, which are used predominantly in automation of buildings for activating lighting. This pluggable installation connector can be used for a voltage load of up to 20 A. Thus, it can also be used for high power loads. The *WINSTA*® MIDI Pluggable Connection System with Push-in CAGE CLAMP® spring pressure connection technology facilitates precise electrification. Thanks to the included test slot, connections can be checked even when they are plugged in. This saves time, labor, and money. Building safety must be ensured at all times, even after the electrical installation stage. The safety requirements in connection with EU CPR are met by this product through fire class D. In the production of this cable assembly, halogens were deliberately omitted. This is an important contribution to environmental protection.

Pluggable connections instead of screw connections – cable assemblies from WAGO

A socket and a plug are provided. The *WINSTA*® Pluggable Connection System is ideally tailored to the very strict requirements of building installation. It makes electrical installation pluggable, and consequently more efficient, more reliable, and error-free. Using this pre-assembled system decreases assembly times and errors during installation at the construction site. Choose quality and durability – with protection type IP20 from WAGO makes the electrical installation of electrical components significantly easier.

- effective protection against mismatching
- simple circuits
- with I coding for controlling light (DALI standard)
- ready for immediate use
- convenient installation and commissioning

Notes

Note Cables with a different fire class can be found in the eShop.

Electrical data

Ratings per	IEC/EN 60664-1			General information	
Overtoltage category	III	III	II	Note on contact resistance	approx. 1 mΩ of contact resistance approx. 0.25 mΩ contact transition plug/ socket
Pollution degree	3	2	2		
Nominal voltage	400 V	-	-		
Rated impulse withstand voltage	6 kV	-	-		
Rated current	20 A	-	-		

Connection Data

Total number of potentials	5	Connection 1	
PE function	Preceding PE contact	Pole number	5
		Wire cross-section	2.5 mm ²
		Connection type	Socket - Plug

Physical data

Pin spacing	10 mm / 0.394 inches
Width	47 mm / 1.85 inches
Height	15.38 mm / 0.606 inches
Total length	7 m

Mechanical data

Use	DALI, Lighting Management
Coding	I
Variable coding	No
Marking	N ⊕ L DA- DA+
Potential marking	N ⊕ L DA- DA+
Mating force of a plug-in connection	approx. 20 ... 70 N (depending on pole number)
Retention force of a plug-in connection	when locked: > 80N
Unmating force of a plug-in connection	when unlocked: approx. 20 ... 70 N (depending on pole number)
Number of mating cycles	200, without resistive load
Connection type	Socket - Plug
Type of pre-assembled cable	Interconnecting cable
Cable type	H05Z1Z1-F 5G2.5
Protection type	IP20; When mated: IP2xC (These compact connectors are not designed for use in open, easily accessible areas!)

Plug-in connection

Mismating protection	Yes
Note on mismating protection	All <i>WINSTA</i> ® components are 100% protected against mismating when: a.) plugging different numbers of poles b.) plugging while rotated 180 c.) plugging while laterally staggered d.) plugging one pole
Locking lever	Can be retrofitted
Locking of plug-in connection	Locking lever
Note on locking system	All connectors for mounted installations (snap-in versions for lighting fixtures or devices, all types of PCB and distribution connectors) are factory-equipped with locking levers to ensure plugs and sockets are securely locked. Additional locking levers are only required for flying leads (plug/socket).

Material data

Note (material data)	Information on material specifications can be found here
Color	blue
Insulation material (main housing)	Polyamide (PA66)
Flammability class per UL94	V0
Fire class per EN 50575	D _{ca}
Contact material	Copper or copper alloy; surface-treated
Contact Plating	Tin
Fire load	1.081 MJ
Connector color	blue
Strain relief color	white
Printing color of strain relief	black
Sheathed cable color	white
Printing color of sheathed cable	black
Halogen-free	Yes
Silicon-free	Yes
Sheath material	Halogen-free
Rubber cable	No
Weight	1749.4 g
Copper weight of the raw cable	0.12 kg/m

Environmental requirements

Processing temperature	-5 ... +40 °C
Continuous operating temperature	-35 ... +85 °C
Note on continuous operating temperature	Cable for temperatures ≤ 70 °C (including halogen-free) Insulating parts for temperatures ≤ 105 °C

Commercial data

PU (SPU)	1 pcs
Packaging type	unpacked
Country of origin	DE
GTIN	4066966459012
Customs tariff number	85444290900

Product Classification

UNSPSC	26121629
ETIM 9.0	EC002587
ETIM 10.0	EC002587
ECCN	NO US CLASSIFICATION

Environmental Product Compliance

RoHS Compliance Status	Compliant, No Exemption
------------------------	-------------------------

Downloads

Environmental Product Compliance

Compliance Search





Environmental Product Compliance 771-9385/017-702 

1 Compatible Products

1.1 Required Accessories

1.1.1 Locking system





1.1.1.1 Locking system

			
<p>Item No.: 770-101 Locking lever; for flying leads; for manual operation; black</p>	<p>Item No.: 770-121 Locking lever; for flying leads; for manual operation; white</p>	<p>Item No.: 770-111 Locking lever; for flying leads; for tool operation; black</p>	<p>Item No.: 770-131 Locking lever; for flying leads; for tool operation; white</p>

1.2 Optional Accessories

1.2.1 Cover

1.2.1.1 Cover

			
<p>Item No.: 770-201 Lockout cap; 12-pole, separable; for sockets; Plastic; black</p>	<p>Item No.: 770-221 Lockout cap; 12-pole, separable; for sockets; Plastic; white</p>	<p>Item No.: 770-360 Lockout cap; for plugs; 5-pole; separable; yellow</p>	<p>Item No.: 897-2005 Protective cap; Type4; for sockets and plugs; PVC; red</p>

1.2.2 Installation







1.2.2.1 Mounting accessories



[Item No.: 770-310](#)
Mounting carrier; 2- to 5-pole; for flying leads; black

1.2.3 Marking

1.2.3.1 Marker

			
<p>Item No.: 770-450/000-006 Marker card; Plastic; blue</p>	<p>Item No.: 770-450/000-001 Marker card; Plastic; green</p>	<p>Item No.: 770-450/000-012 Marker card; Plastic; orange</p>	<p>Item No.: 770-450/000-005 Marker card; Plastic; red</p>
			
<p>Item No.: 770-450 Marker card; Plastic; white</p>	<p>Item No.: 770-450/000-002 Marker card; Plastic; yellow</p>		

1.2.3.2 Marking strip



Item No.: 210-334

Marking strips; as a DIN A4 sheet; Strip width 5 mm; Strip length 182 mm; plain; Self-adhesive; white