






CL.1 Deck valve anti-clockwise closing hot - Chrome

CL.1

20 000 706 Product version from 3/9/2015

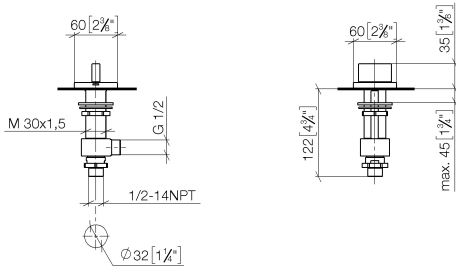
- hole diameter valve 32 mm
- rosette 60 x 60 mm
- with hot marking
- WRAS



	Chrome	20 000 706-00
	Brushed Platinum	20 000 706-06
	Dark Chrome	20 000 706-19
	Brushed Light Gold (PVD)	20 000 706-27
	Brushed Champagne (22kt Gold)	20 000 706-46
	Champagne (22kt Gold)	20 000 706-47
	Brushed Dark Platinum	20 000 706-99

20 000 706 Product version from 3/9/2015

mm [inches]



Flow rate chart



Codes & Standards

ASME A112.18.1 cUPC DIN 4109 ISO 3822

Scottish Water Byelaws UK Water Supply Regulations Ü-Zeichen



CL.1 Deck valve anti-clockwise closing hot - Chrome

CL.1

20 000 706 Product version from 3/9/2015

Certificates and sustainability

IAPMO_4976

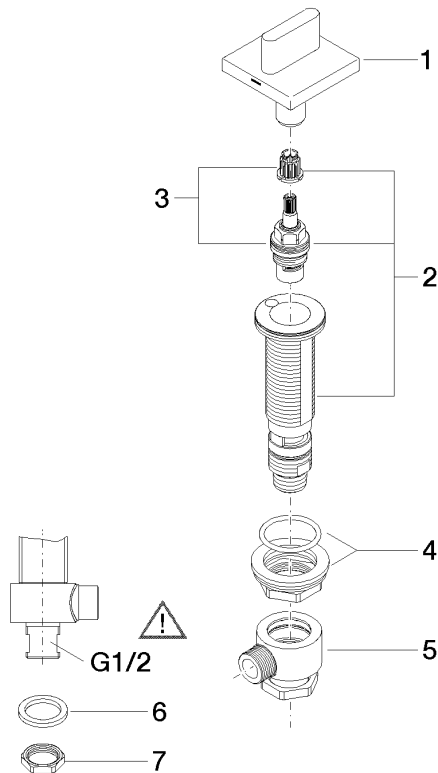
LGA_28

WRAS_2103

EPD-DOR-20230287
-IBA1-EN
Environmental.prod
uct-declarat

20 000 706 Product version from 3/9/2015

Parts for other finishes can be found here: Brushed Platinum



Spare parts list

No.	Item Number	Name	Quantity used	Delivery time
7	09 30 11 059 90	Disc -	1.00	14
5	04 17 11 023 10 90	Connection Distributor, complete 1/2" -	1.00	14
4	04 23 10 032 78 90	Mounting with seals M30 x 1,5 -	1.00	14
8	09 23 10 012 90	Mounting Nut SW 24 1/2" -	1.00	14
6	90 23 30 040 00-00	Union piece - Chrome	1.00	20
1	90 20 70 051 05-00	Handle for bath Hot oval pure 60 x 60 x 40 mm - Chrome	1.00	20
2	04 17 11 058 32 90	Side piece anti-clockwise closing, 1/2" -	1.00	14
3	90 90 03 132 00 90	Head part anti-clockwise closing extended, 7mm 1/2" -	1.00	14