

Data Sheet | Item Number: 771-9395/017-301

pre-assembled interconnecting cable; Dca; Socket/plug; 5-pole; Cod. A; H05Z1Z1-F
5G 2.5 mm²; 3 m; 2,50 mm²; black

<https://www.wago.com/771-9395/017-301>



Color: ■ black



Dimensions in mm

Cable assembly WINSTA® MIDI 5-pole

The WINSTA® MIDI cable assembly 5-pole provides the foundation for installation of fine-stranded and solid conductors. On PCBs, in control cabinets or for connecting lights – pluggable installation connectors from WAGO allow you to make connections according to various requirements in no time flat. For greater protection in electrical installations, the pluggable installation connector is equipped with mechanical protection against mismatching. The pluggable installation connector offers touch-proof protection with live components in accordance with protection type IP20 (When mated: IP2xC (These compact connectors are not designed for use in open, easily accessible areas!)). The WINSTA® MIDI pluggable installation connector with A coding (This coding in white or black is usually used for general mains applications in power distribution. This pluggable installation connector is used for electrical currents up to 20 A. Thus the product is especially suitable for high power loads. WINSTA® MIDI with Push-in CAGE CLAMP® spring pressure connection technology is used in a broad range of individual products you can use for quick, easy, secure, tailored installation. This product meets all the safety requirements of fire class D; thus it can be used in areas where fire safety is relevant. In the production of this cable assembly, halogens were deliberately omitted. This is an important contribution to environmental protection.

Pluggable connections instead of screw connections – cable assemblies from WAGO

The cable is pre-assembled with a socket and a plug. The WINSTA® Pluggable Connection System allows pluggable electrical installation. This significantly reduces the need for servicing and lowers costs. Take advantage of the pluggable version of our maintenance-free spring pressure connection technology too! Plan your installation with with protection type IP20 from WAGO.

- protection against mismatching eliminates errors
- pre-assembled versions
- with A coding for a large number of uses
- ready to install and use immediately
- fast, secure installation

Notes

Note

Cables with a different fire class can be found in the eShop.

Electrical data

Ratings per	IEC/EN 60664-1			General information	
Overvoltage category	III	III	II	Note on contact resistance	approx. 1 mΩ of contact resistance approx. 0.25 mΩ contact transition plug/ socket
Pollution degree	3	2	2		
Nominal voltage	400 V	-	-		
Rated impulse withstand voltage	6 kV	-	-		
Rated current	20 A	-	-		

Connection Data

Total number of potentials	5	Connection 1	
PE function	Preceding PE contact	Pole number	5
		Wire cross-section	2.5 mm ²
		Connection type	Socket - Plug

Physical data

Pin spacing	10 mm / 0.394 inches
Width	47 mm / 1.85 inches
Height	15.38 mm / 0.606 inches
Total length	3 m

Mechanical data

Use	General mains applications
Coding	A
Variable coding	Yes
Marking	N ⊕ L1 L2 L3
Potential marking	N ⊕ L1 L2 L3
Mating force of a plug-in connection	approx. 20 ... 70 N (depending on pole number)
Retention force of a plug-in connection	when locked: > 80N
Unmating force of a plug-in connection	when unlocked: approx. 20 ... 70 N (depending on pole number)
Number of mating cycles	200, without resistive load
Connection type	Socket - Plug
Type of pre-assembled cable	Interconnecting cable
Cable type	H05Z1Z1-F 5G2.5
Protection type	IP20; When mated: IP2xC (These compact connectors are not designed for use in open, easily accessible areas!)

Plug-in connection

Mismating protection	Yes
Note on mismating protection	All WINSTA® components are 100% protected against mismating when: a.) plugging different numbers of poles b.) plugging while rotated 180 c.) plugging while laterally staggered d.) plugging one pole
Locking lever	Can be retrofitted
Locking of plug-in connection	Locking lever
Note on locking system	All connectors for mounted installations (snap-in versions for lighting fixtures or devices, all types of PCB and distribution connectors) are factory-equipped with locking levers to ensure plugs and sockets are securely locked. Additional locking levers are only required for flying leads (plug/socket).

Material data

Note (material data)	Information on material specifications can be found here
Color	black
Insulation material (main housing)	Polyamide (PA66)
Flammability class per UL94	V0
Fire class per EN 50575	D _{ca}
Contact material	Copper or copper alloy; surface-treated
Contact Plating	Tin
Fire load	1.081 MJ
Connector color	black
Strain relief color	black
Printing color of strain relief	white
Sheathed cable color	black
Printing color of sheathed cable	white
Halogen-free	Yes
Silicon-free	Yes
Sheath material	Halogen-free
Rubber cable	No
Weight	770.5 g
Copper weight of the raw cable	0.12 kg/m

Environmental requirements

Processing temperature	-5 ... +40 °C
Continuous operating temperature	-35 ... +85 °C
Note on continuous operating temperature	Cable for temperatures ≤ 70 °C (including halogen-free) Insulating parts for temperatures ≤ 105 °C

Commercial data

PU (SPU)	1 pcs
Packaging type	unpacked
Country of origin	DE
GTIN	4066966458732
Customs tariff number	85444290900

Product Classification

UNSPSC	26121629
ETIM 9.0	EC002587
ETIM 10.0	EC002587
ECCN	NO US CLASSIFICATION

Environmental Product Compliance

RoHS Compliance Status	Compliant, No Exemption
------------------------	-------------------------

Downloads

Environmental Product Compliance

Compliance Search

Environmental Product Compliance 





771-9395/017-301

1 Compatible Products

1.1 Required Accessories

1.1.1 Locking system





1.1.1.1 Locking system

			
<p>Item No.: 770-101 Locking lever; for flying leads; for manual operation; black</p>	<p>Item No.: 770-121 Locking lever; for flying leads; for manual operation; white</p>	<p>Item No.: 770-111 Locking lever; for flying leads; for tool operation; black</p>	<p>Item No.: 770-131 Locking lever; for flying leads; for tool operation; white</p>

1.2 Optional Accessories

1.2.1 Cover

1.2.1.1 Cover

			
<p>Item No.: 770-201 Lockout cap; 12-pole, separable; for sockets; Plastic; black</p>	<p>Item No.: 770-221 Lockout cap; 12-pole, separable; for sockets; Plastic; white</p>	<p>Item No.: 770-360 Lockout cap; for plugs; 5-pole; separable; yellow</p>	<p>Item No.: 897-2005 Protective cap; Type4; for sockets and plugs; PVC; red</p>

1.2.2 Installation







1.2.2.1 Mounting accessories



[Item No.: 770-310](#)
Mounting carrier; 2- to 5-pole; for flying leads; black

1.2.3 Marking

1.2.3.1 Marker

			
<p>Item No.: 770-450/000-006 Marker card; Plastic; blue</p>	<p>Item No.: 770-450/000-001 Marker card; Plastic; green</p>	<p>Item No.: 770-450/000-012 Marker card; Plastic; orange</p>	<p>Item No.: 770-450/000-005 Marker card; Plastic; red</p>
			
<p>Item No.: 770-450 Marker card; Plastic; white</p>	<p>Item No.: 770-450/000-002 Marker card; Plastic; yellow</p>		

1.2.3.2 Marking strip



Item No.: 210-334

Marking strips; as a DIN A4 sheet; Strip width 5 mm; Strip length 182 mm; plain; Self-adhesive; white