


TRONIX

Product data sheet: 215-083

Features

- Super compact design
- Analogue flicker-free
- Protections: opencircuit, shortcircuit, overload, overtemperature
- SELV equivalent
- Driver for built-in use
- Suitable for protection class II luminaires
- Protection class II
- Nominal life-time up to 50,000 h
- 5-year guarantee



Applications

- Office
- Shop
- Hospitality
- Public areas

Approbations & Certifications

CE, CB, TUV

Housing properties

- Housing material: plastic, white.
- Type of protection IP20

Electrical Specifications

Type		Unit	215-083
INPUT	Nominal voltage	V	220 – 240
	Nominal frequency	Hz	50 / 60
	AC voltage range	V	198 – 264
	DC voltage range	V	176 - 370
	Nominal current	A	0.08
	THD (Full load)	%	≤ 130
	Power factor (Full load)		0.55C
	Efficiency (Full load)	%	75
	Turn on time	ms	≤ 500
	NO load	W	≤ 0.5
	Protection class		II
	Inrush current(Cold start)	A pk	10 (th = 260 μs)
Max.units per circuit breaker		B10: 70 B16: 110 C10: 140 C16: 220	
OUTPUT	Nominal voltage	V	12
	Maximum voltage(Open Circuit)	Vdc	≤ 12.9
	Output current range	A	0 - 0.5
	Voltage accuracy	%	+/- 5
	Ripple & Noise	mV	1500
	Pst LM		≤ 1
	SVM		≤ 0.4
	Nominal power range	W	0 - 6
	Maximum power	W	6
	Galvanic isolation		SELV
ENVIRONMENT	Ambient temperature range ta	°C	-20 ...+50
	Maximum case temperature tc	°C	80
	Max. Case temp. In fault contdition	°C	110
	Storage temperature range	°C	-20 ...+70
	Relative humidity	%	5 ... 85 (Not condensing)
	Surge transient protection	kV	0.5 1 (L/N LN/PE acc to. EN 61547 Clause 5.7)
	Environmental rating		Indoor
	IP rating		IP 65
	Mains switching cycles		> 100,000
	Expected lifetime	h	50,000 (0.2% / 1'000 h failure rate)

*All parameters NOT specially mentioned are measured at 230VAC input ,rated current and 25°C of ambient temperature

Protections

Over temperature

Yes

Over load

Yes

No load

Yes

Short-circuit

Yes

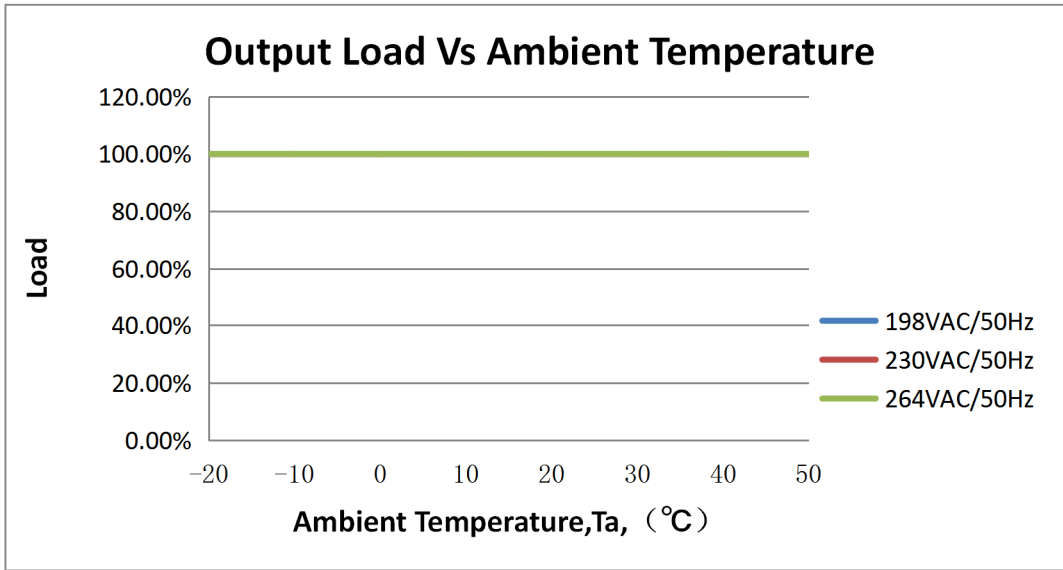
Input overvoltage

Maximum allowed input voltage 264V AC

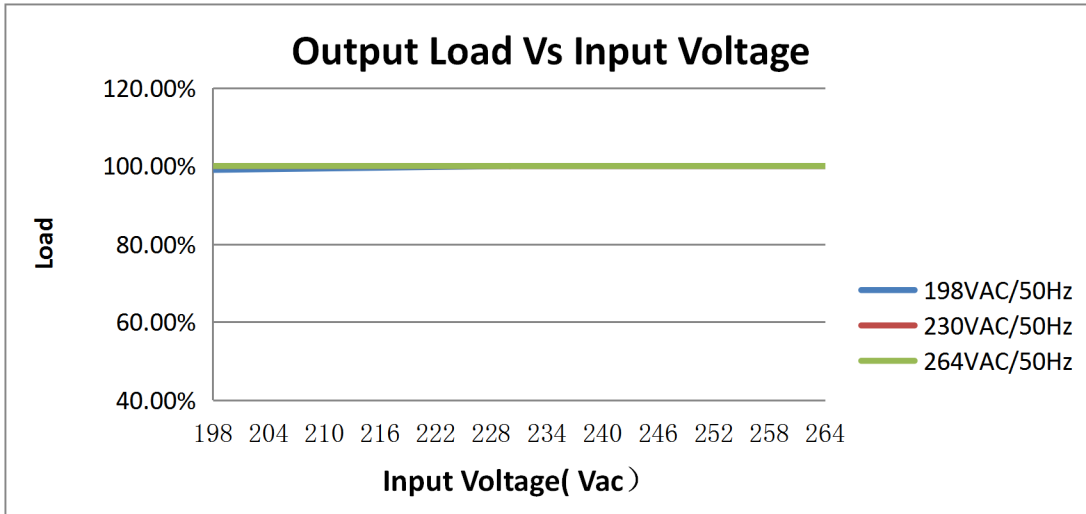
Output overcurrent

Yes

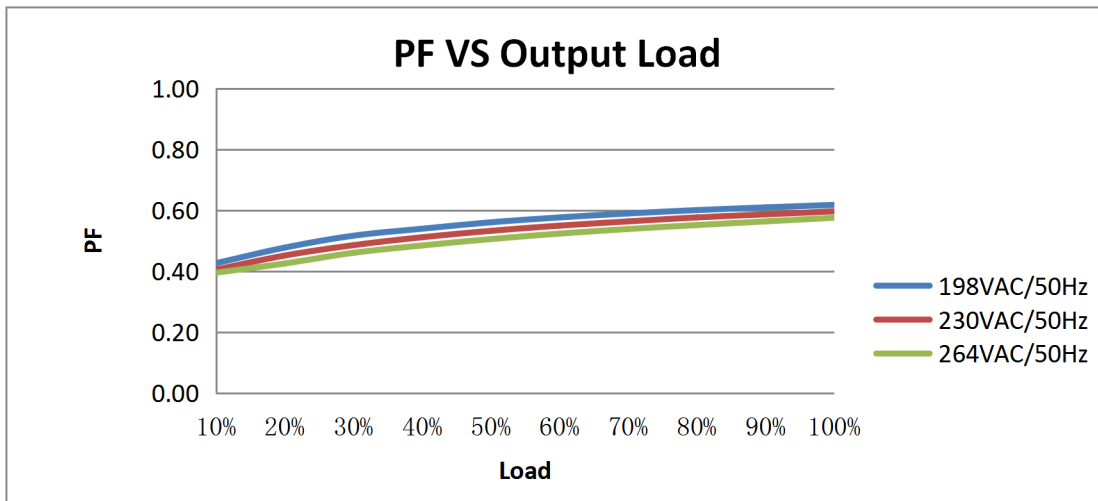
OUTPUT LOAD vs TEMPERATURE



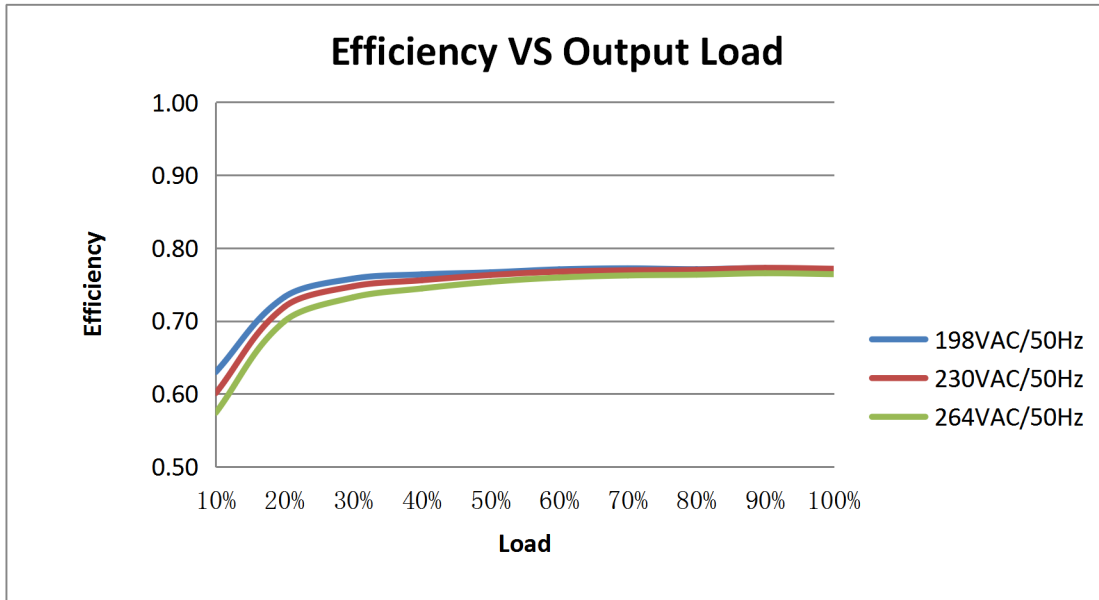
STATIC CHARACTERISTIC



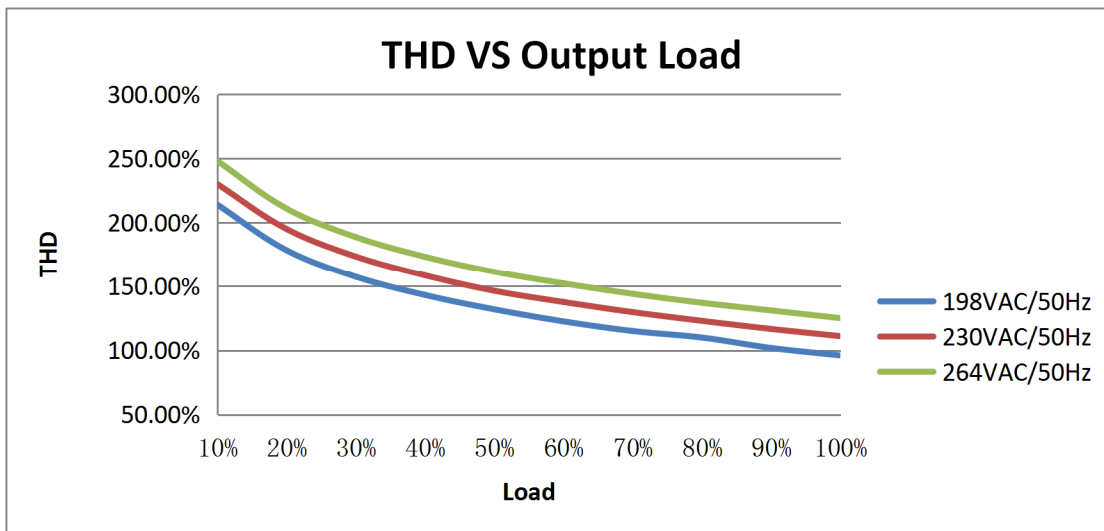
POWER FACTOR (PF) CHARACTERISTIC



EFFICIENCY vs LOAD



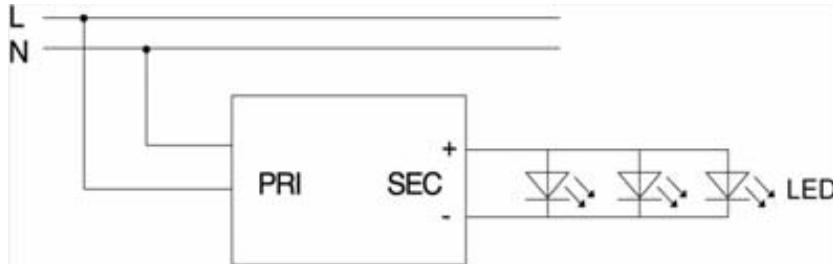
TOTAL HARMONIC DISTORTION (THD)



*The graph is for reference only, and the detailed values refer to the parameter table

Wiring Diagram

Max. cable length - system: 2 m
Dimensions(LxWxH): 50 x 38.5 x 18.5 mm
Weight: 30 g



Remarks

-Touch current: lower than 0.7 mA, according to EN 60598-1 annex. G and EN 61347-1 annex A

Standards

EN 61347-1
EN 61347-2-13
EN 62384
EN 55015
EN 61000-3-2
EN 61000-3-3
EN 61547
EN 60598-1
IEE1789
(EU) 2019/2020